



UWL REPOSITORY
repository.uwl.ac.uk

The application of an experimental food label applied to food served in the selected secondary schools in Greater London and its influence on adolescent food choice

Tucker, Joanne (2022) The application of an experimental food label applied to food served in the selected secondary schools in Greater London and its influence on adolescent food choice. Doctoral thesis, University of West London.

This is the Supplemental Material of the final output.

UWL repository link: <https://repository.uwl.ac.uk/id/eprint/9152/>

Alternative formats: If you require this document in an alternative format, please contact: open.research@uwl.ac.uk

Copyright:

Copyright and moral rights for the publications made accessible in the public portal are retained by the authors and/or other copyright owners and it is a condition of accessing publications that users recognise and abide by the legal requirements associated with these rights.

Take down policy: If you believe that this document breaches copyright, please contact us at open.research@uwl.ac.uk providing details, and we will remove access to the work immediately and investigate your claim.

Appendices for: The Application of an Experimental
Food Label Applied to Food Served in the Selected
Secondary Schools in Greater London and its influence
on Adolescent Food Choice.

Appendices P to S

Joanne Tucker

March 2022

Recipe Detail Section By Yield

R09607 UWL battered fish, chips & tartar sauce

Ingredients

Description	70
Hake Fillet	8kg
Flour Plain	750g
Salt Cooking	2g
Pepper Black Ground	4g
Baking Powder	50g
Vinegar Malt	110ml
Water (Recipe Only)	1100ml
Oil Vegetable	350ml
Frozen Chips Large	8.4kg
Sauce Tartar Individual	70

Method

HACCP

Wash your hands often

- Check the product, date, packaging, and quality and storage temperature.
- Minimise cooking to service time maximum of 30 minutes.
- Probe cooked dish to 75°C.
- Maintain service temperature of above 65°C.
- Discard any left over food after service.

Method

1. Remove the fish from the freezer and allow to defrost overnight in the fridge.
2. Drain off any excess water
3. Sieve the flour, salt, pepper and baking powder into the mixing bowl.
4. Slowly add the vinegar and water. Mix until the batter is smooth.
5. The mix should be thick enough to coat the back of a spoon.
6. Use immediately

To cook the fish pass through flour then coat with batter, deep fry until golden. Do not cover when cooked.

Recipe Tags

Nutrition

Standard Size: Ptn		
Nutrient	Per Portion	Per 100g
Energy (kcal)	575.56kcal	205.49kcal
Fat	27.37g	9.77g
Satd FA /100g fd	4.06g	1.45g
Carbohydrate	53.95g	19.26g
Non Milk Extrinsic Sugar	1.94g	0.69g
NSP (Fibre)	3.21g	1.15g
Protein	31.5g	11.25g
Iron	2.05mg	0.73mg
Zinc	1.3mg	0.46mg
Calcium	62.6mg	22.35mg
Vitamin A	5.88µg	2.1µg
Vitamin C	19.44mg	6.94mg
Folate	38.84µg	13.87µg
Sodium	375.4mg	134.03mg
Salt	0.94g	0.34g
Total sugars	2.94g	1.05g

Recipe Detail Section By Yield

JGRA01

R09607

UWL battered fish, chips & tartar sauce

[Redacted] June 17 (Ptn) contains

Energy kJ	Energy	Fat	Saturates	Carbohydr
0.0	575.6	27.4	4.1	54.0
0%	29%	39%	20%	0%

of an adult's Reference Intake

Typical values (as sold) per 100g: Energy 0.0

Allergen Assembled Tags

Recipe Detail Section By Yield

JGRA01

R09609 UWL Vegetable balti with rice & mango chutney

Ingredients

Description	6 Ptn
Salt Table	5g
Pepper Black Ground	4g
Onions	300g
Peppers Mixed	500g
Carrots	200g
Cauliflowers	350g
Mushrooms Cup	200g
Spice Ginger Ground	50g
Puree Garlic	25g
Paste Curry Other	200g
Tinned Tomatoes Chopped	250g
Tinned Tomato Paste	75g
*Vegetable Stock	2l
Rice Long Grain	300g
Oil Vegetable	50ml
Fresh Herbs Coriander	40g
Lentils Red	200g
Chutney Mango	60g

updated 29 Aug.

* Recipe information displayed on separate page.

Recipe Tags

Nutrition

Standard Size: Ptn		
Nutrient	Per Portion	Per 100g
Energy (kJ)	41.37kJ	4.56kJ
Energy (kcal)	514.62kcal	56.72kcal
Fat	14.69g	1.62g
Satd FA /100g fd	2.22g	0.24g
Carbohydrate	82.55g	9.1g
Non Milk Extrinsic Sugar	1.03g	0.11g
NSP (Fibre)	6.57g	0.72g
Protein	17.89g	1.97g
Iron	8.3mg	0.91mg
Zinc	3.17mg	0.35mg
Calcium	104.4mg	11.51mg
Vitamin A	1068.3µg	117.74µg
Vitamin C	125.68mg	13.85mg
Folate	132.9µg	14.65µg
Sodium	1117.59mg	123.17mg
Salt	2.79g	0.31g
Total sugars	13.2g	1.45g

Recipe Detail Section By Yield

JGRA01

R09609

UWL Vegetable balti with rice & mango chutney

Each UWL Vegetable balti with rice & mango chutney (Ptn)
contains

Energy kJ	Energy	Fat	Saturates	Carbohydr
41.4	514.6	14.7	2.2	82.6
0%	26%	21%	11%	0%

of an adult's Reference Intake

Typical values (as sold) per 100g: Energy 0.0

Allergen Assembled Tags

Appendix Q

Diet Plan 7 software 7 (DP7) breakdown of nutrients per 100 grams

University of West London

Averaged Assessment paninis

48

Reg.No : [REDACTED]

Assessment Date : 21 September 2017

Surname : Tucker

Sex : Female

Date of birth : 22 September 1992

Age : 24

Height : 1.60 m.

Weight : 55.00 kg.

Body Mass Index : 21.5

Number of foods : 4

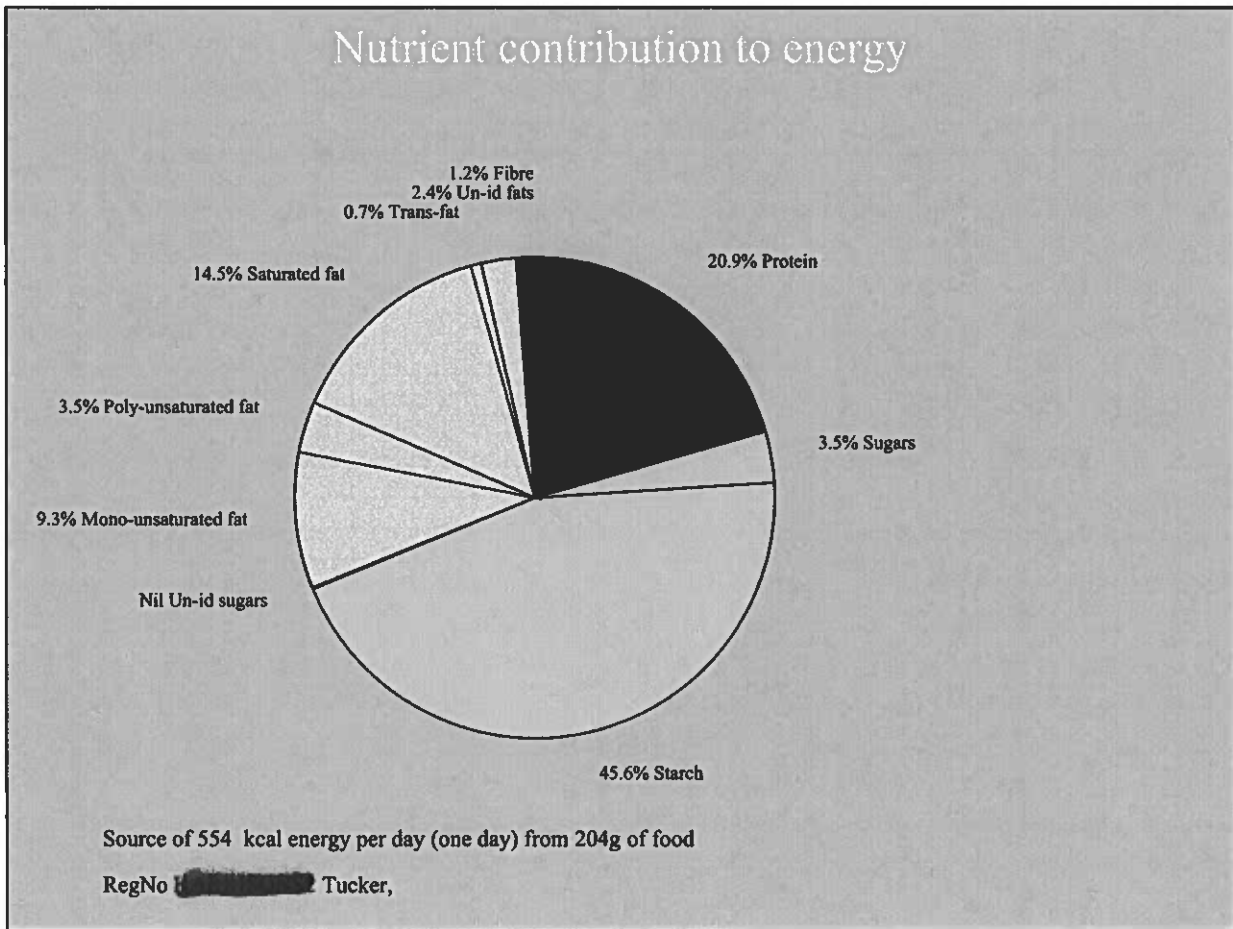
Total food intake : 204g

per day : 204g

Analysis of selected nutrients :

Nutrient	Unit	Intake	per day	per 100g
Water	g	84.5	84.5	41.4
Total Nitrogen	g	4.76	4.76	2.33
Protein	g	29.0	29.0	14.2
Fat	g	18.7	18.7	9.2
Available Carbohydrate (mse)	g	68.3	68.3	33.5
Energy (kcal)	kcal	541	541	265
Energy (kJ)	kJ	2278	2278	1117
Starch (mse)	g	63.3	63.3	31.0
Total Sugars (mse)	g	4.9	4.9	2.4
Glucose	g	0.3 +	0.3	0.1
Fructose	g	0.3 +	0.3	0.1
Sucrose (mse)	g	++	++	++
Maltose (mse)	g	2.8	2.8	1.4
Lactose (mse)	g	0+	0+	0+
Non-starch polysaccharides	g	2.6	2.6	1.3
Total dietary fibre (AOAC method)	g	3.4	3.4	1.7
Saturated fatty acids	g	8.9	8.9	4.4
Mono-unsaturated fatty acids	g	5.7	5.7	2.8
Poly-unsaturated fatty acids	g	2.2	2.2	1.1
Total trans fatty acids	g	0.44 +	0.44	0.22
Cholesterol	mg	62.3	62.3	30.5
Sodium (Na)	mg	1236	1236	606
Potassium (K)	mg	322	322	158
Calcium (Ca)	mg	464	464	227
Magnesium (Mg)	mg	47	47	23
Phosphorus (P)	mg	349	349	171
Iron (Fe)	mg	2.38	2.38	1.16
Copper (Cu)	mg	0.22	0.22	0.11
Zinc (Zn)	mg	3.24	3.24	1.59
Chloride (Cl)	mg	2268	2268	1112
Manganese (Mn)	mg	0.66	0.66	0.33
Selenium (Se)	ug	14.3	14.3	7.0
Iodine (I)	ug	17.8	17.8	8.7
Retinol	ug	109	109	54
Carotene	ug	68	68	33
Vitamin D	ug	0.41	0.41	0.20
Vitamin E	mg	0.49	0.49	0.24
Thiamin	mg	0.50	0.50	0.25

UK Total column shows the average energy profile for the UK population as a whole from all sources including alcohol.



Food quantities :

Src	Ref	Weight	Percent	Food or Recipe
MW7	1132	5.0	2.5	Barbecue sauce
MW7	256	30.0	14.7	Cheese, Cheddar, English
MW7	392	40.0	19.6	Ham, gammon joint, boiled
ID2	11-1006	129.0	63.2	Bread rolls, white, soft
Total		204.0	100.0	

The UK Nutrient Databank is Crown copyright and has been reproduced under licence from the Controller of Her Majesty's Stationery Office

University of West London

Averaged Assessment veg pizza

Reg.No : [REDACTED]

Assessment Date : 13 October 2017

Surname : Tucker

Date of birth : 22 September 1992

Sex : Female

Height : 1.60 m.

Age : 25

Body Mass Index : 21.5

Weight : 55.00 kg.

Total food intake : 100g

Number of foods : 1

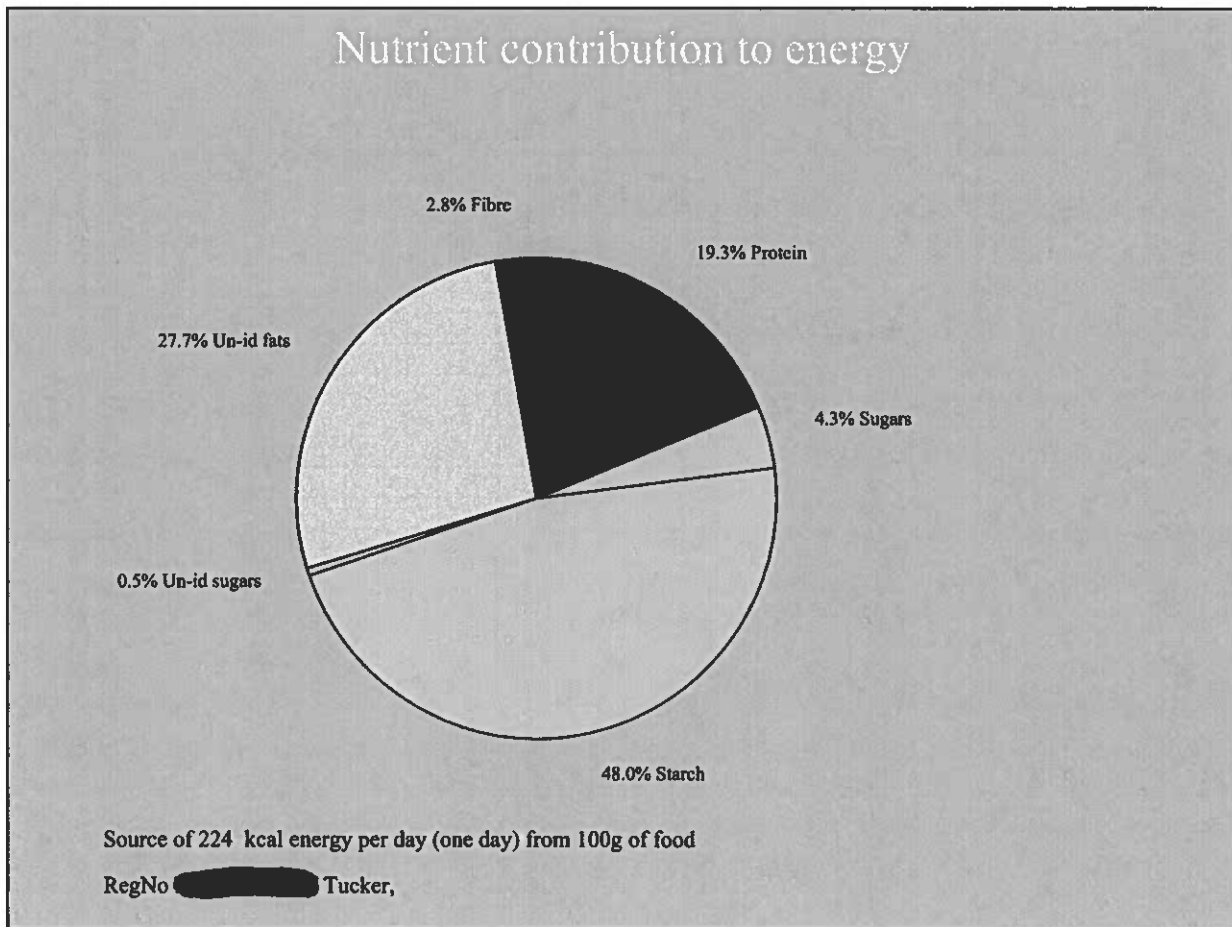
per day : 100g

78.

Analysis of selected nutrients :

Nutrient	Unit	Intake	per day	per 100g
Water	g	51.1	51.1	51.1
Total Nitrogen	g	1.72	1.72	1.72
Protein	g	10.8	10.8	<u>10.8</u>
Fat	g	6.9	6.9	6.9
Available Carbohydrate (mse)	g	29.6	29.6	29.6
Energy (kcal)	kcal	216	216	216
Energy (kJ)	kJ	913	913	<u>913</u>
Starch (mse)	g	26.9	26.9	<u>26.9</u>
Total Sugars (mse)	g	2.4	2.4	<u>2.4</u>
Glucose	g	0.6	0.6	0.6
Fructose	g	0.7	0.7	0.7
Sucrose (mse)	g	0+	0+	0+
Maltose (mse)	g	1.0	1.0	1.0
Lactose (mse)	g	0.2	0.2	0.2
Non-starch polysaccharides	g	1.9	1.9	1.9
Total dietary fibre (AOAC method)	g	3.1	3.1	<u>3.1</u>
Saturated fatty acids	g	++	++	<u>++</u>
Mono-unsaturated fatty acids	g	++	++	++
Poly-unsaturated fatty acids	g	++	++	++
Total trans fatty acids	g	++	++	++
Cholesterol	mg	++	++	++
Sodium (Na)	mg	330	330	330
Potassium (K)	mg	192	192	192 [REDACTED]
Calcium (Ca)	mg	196	196	196
Magnesium (Mg)	mg	22	22	22
Phosphorus (P)	mg	160	160	160
Iron (Fe)	mg	1.17	1.17	1.17
Copper (Cu)	mg	0.11	0.11	0.11
Zinc (Zn)	mg	1.30	1.30	1.30
Chloride (Cl)	mg	1040	1040	1040
Manganese (Mn)	mg	0.30	0.30	0.30
Selenium (Se)	ug	++	++	++
Iodine (I)	ug	34.0	34.0	34.0
Retinol	ug	42	42	42
Carotene	ug	114	114	114
Vitamin D	ug	++	++	++
Vitamin E	mg	1.52	1.52	1.52
Thiamin	mg	0.23	0.23	0.23

UK Total column shows the average energy profile for the UK population as a whole from all sources including alcohol.



Food quantities :

Src	Ref	Weight	Percent	Food or Recipe
MW7	218	100.0	100.0	Pizza, vegetarian, retail and takeaway
	Total	100.0	100.0	

The UK Nutrient Databank is Crown copyright and has been reproduced under licence from the Controller of Her Majesty's Stationery Office

Dietplan7

(c) Forestfield Software Ltd 1991-2017

University of West London

Averaged Assessment blt sandwich

Reg.No [REDACTED]
Surname : Tucker
Sex : Female
Age : 24
Weight : 55.00 kg.
Number of foods : 5

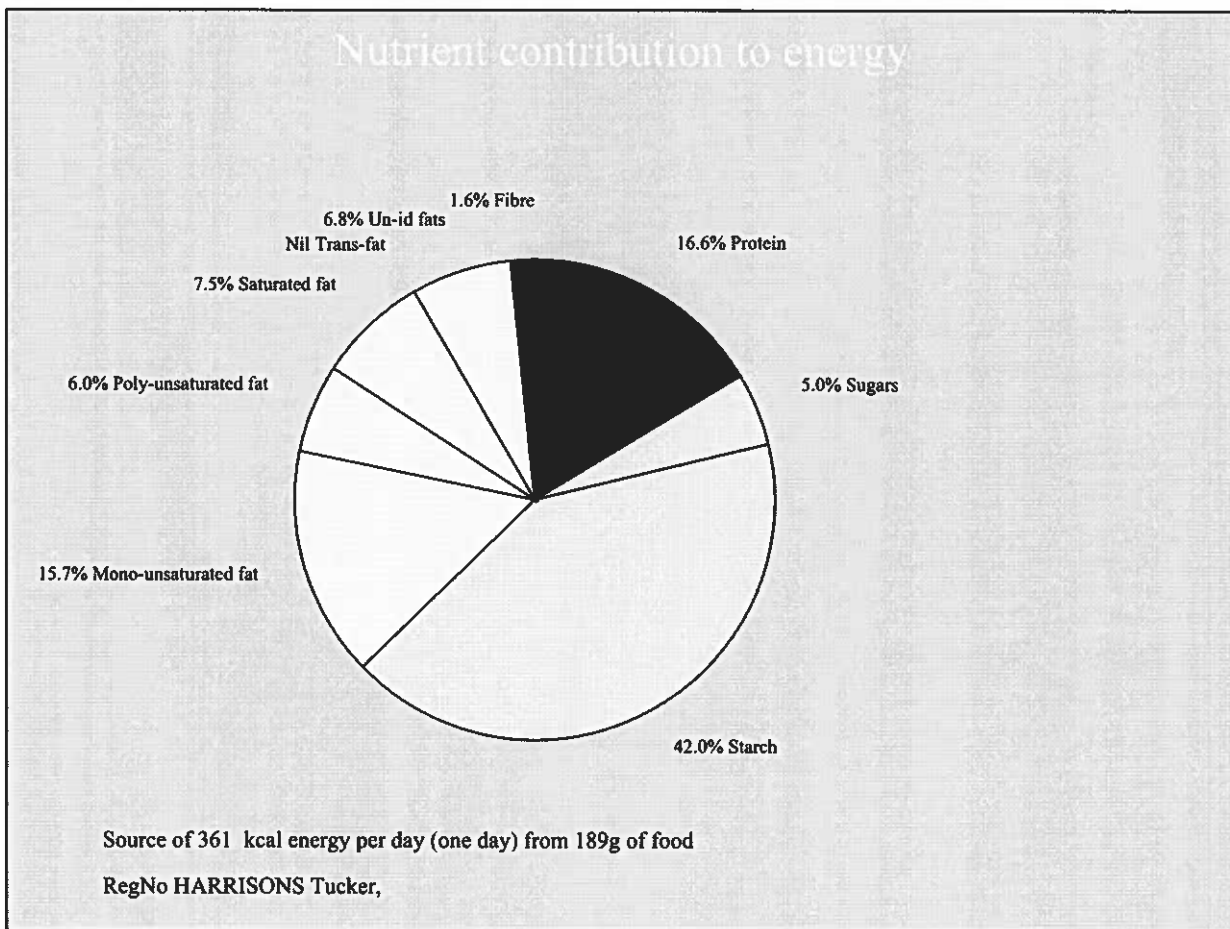
68 ✓

Assessment Date : 14 September 2017
Date of birth : 22 September 1992
Height : 1.60 m.
Body Mass Index : 21.5
Total food intake : 189g
per day : 189g

Analysis of selected nutrients :

Nutrient	Unit	Intake	per day	per 100g
Water	g	110.7	110.7	58.6
Total Nitrogen	g	2.54	2.54	1.34
Protein	g	15.0	15.0	7.9
Fat	g	14.5	14.5	7.7
Available Carbohydrate (mse)	g	42.4	42.4	22.4
Energy (kcal)	kcal	350	350	185
Energy (kJ)	kJ	1471	1471	778
Starch (mse)	g	38.0	38.0	20.1
Total Sugars (mse)	g	4.5	4.5	2.4
Glucose	g	0.8	0.8	0.4
Fructose	g	1.1	1.1	0.6
Sucrose (mse)	g	0.5	0.5	0.3
Maltose (mse)	g	2.1	2.1	1.1
Lactose (mse)	g	Nil	Nil	Nil
Non-starch polysaccharides	g	2.2	2.2	1.2
Total dietary fibre (AOAC method)	g	3.0	3.0	1.6
Saturated fatty acids	g	3.0 +	3.0	1.6
Mono-unsaturated fatty acids	g	6.3 +	6.3	3.3
Poly-unsaturated fatty acids	g	2.4 +	2.4	1.3
Total trans fatty acids	g	0.01	0.01	0+
Cholesterol	mg	28.3	28.3	15.0
Sodium (Na)	mg	783 +	783	414
Potassium (K)	mg	344	344	182 [REDACTED]
Calcium (Ca)	mg	159	159	84
Magnesium (Mg)	mg	32	32	17
Phosphorus (P)	mg	156	156	83
Iron (Fe)	mg	1.63	1.63	0.86
Copper (Cu)	mg	0.19	0.19	0.10
Zinc (Zn)	mg	1.31	1.31	0.69
Chloride (Cl)	mg	1181 +	1181	625
Manganese (Mn)	mg	0.48	0.48	0.26
Selenium (Se)	ug	12.4	12.4	6.6
Iodine (I)	ug	5.9 +	5.9	3.1
Retinol	ug	++	++	++
Carotene	ug	133	133	70
Vitamin D	ug	0.19	0.19	0.10
Vitamin E	mg	2.13	2.13	1.13
Thiamin	mg	0.60	0.60	0.32

UK Total column shows the average energy profile for the UK population as a whole from all sources including alcohol.



Food quantities :

Src	Ref	Weight	Percent	Food or Recipe
MW7	770	18.0	9.5	Lettuce, average, raw
MW7	1126	20.0	10.6	Mayonnaise, reduced calorie
MW7	382	32.0	16.9	Bacon rashers, back, grilled
MW7	812	35.0	18.5	Tomatoes, standard, raw
MW7	62	84.0	44.4	Bread, white, premium
Total		189.0	100.0	

The UK Nutrient Databank is Crown copyright and has been reproduced under licence from the Controller of Her Majesty's Stationery Office

Dietplan7

(c) Forestfield Software Ltd 1991-2017

University of West London

Averaged Assessment egg sandwich

Reg.No : ██████████
 Surname : Tucker
 Sex : Female
 Age : 24
 Weight : 55.00 kg.
 Number of foods : 4

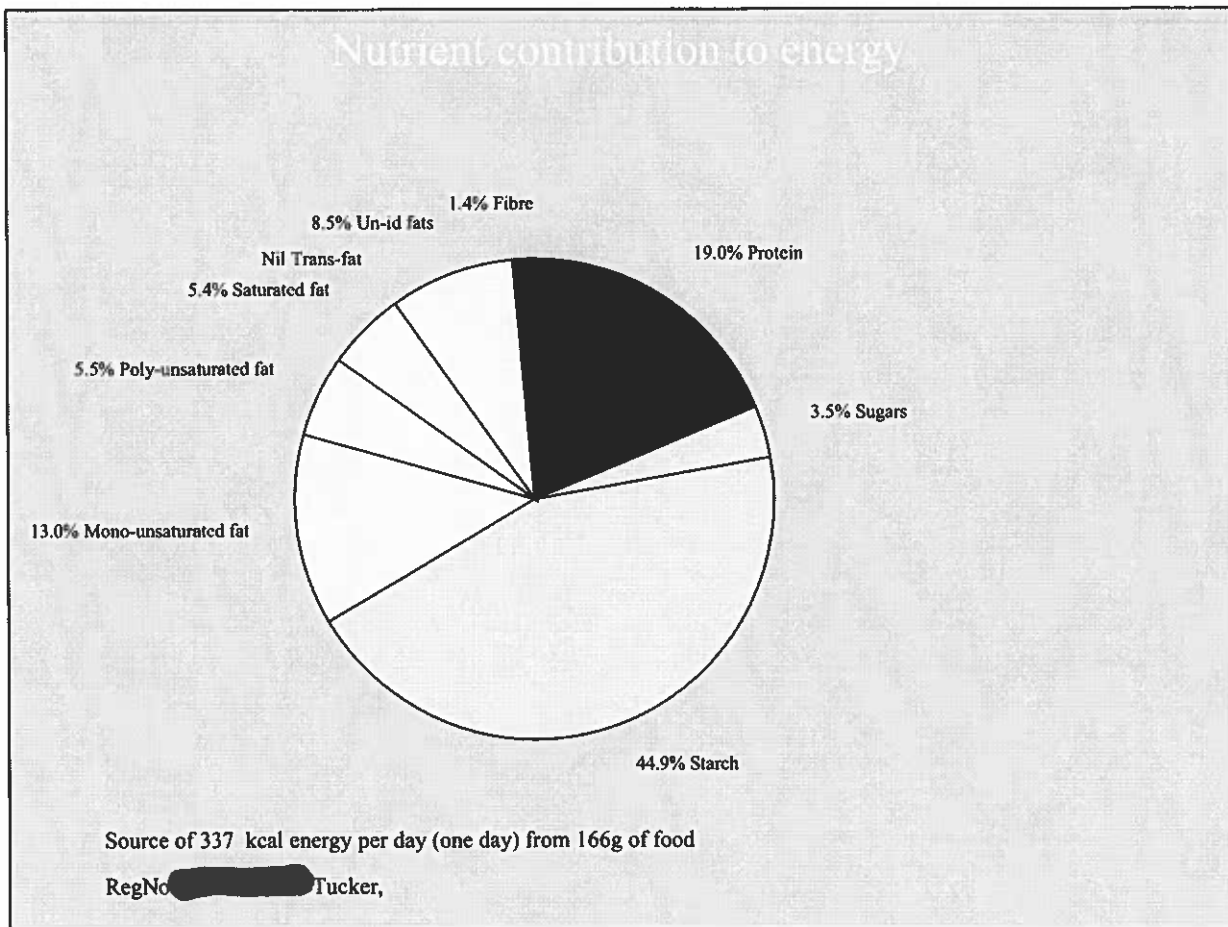
AK

Assessment Date : 14 September 2017
 Date of birth : 22 September 1992
 Height : 1.60 m.
 Body Mass Index : 21.5
 Total food intake : 166g
 per day : 166g

Analysis of selected nutrients :

Nutrient	Unit	Intake	per day	per 100g
Water	g	93.1	93.1	55.9
Total Nitrogen	g	2.71	2.71	1.63
Protein	g	16.0	16.0	9.6
Fat	g	12.2	12.2	7.3
Available Carbohydrate (mse)	g	40.7	40.7	24.5
Energy (kcal)	kcal	326	326	196
Energy (kJ)	kJ	1374	1374	825
Starch (mse)	g	37.8	37.8	22.7
Total Sugars (mse)	g	3.0	3.0	1.8
Glucose	g	0.2 +	0.2	0.1
Fructose	g	0.3 +	0.3	0.2
Sucrose (mse)	g	0.4 +	0.4	0.2
Maltose (mse)	g	2.1	2.1	1.3
Lactose (mse)	g	Nil	Nil	Nil
Non-starch polysaccharides	g	1.7	1.7	1.0
Total dietary fibre (AOAC method)	g	2.4 e	2.4	1.5
Saturated fatty acids	g	2.0 +	2.0	1.2
Mono-unsaturated fatty acids	g	4.9 +	4.9	2.9
Poly-unsaturated fatty acids	g	2.1 +	2.1	1.2
Total trans fatty acids	g	0.01	0.01	0+
Cholesterol	mg	228.3	228.3	137.1
Sodium (Na)	mg	431 +	431	259
Potassium (K)	mg	211	211	126 ██████████
Calcium (Ca)	mg	186	186	112
Magnesium (Mg)	mg	31	31	19
Phosphorus (P)	mg	216	216	130
Iron (Fe)	mg	2.59	2.59	1.56
Copper (Cu)	mg	0.20	0.20	0.12
Zinc (Zn)	mg	1.51	1.51	0.91
Chloride (Cl)	mg	593 +	593	356
Manganese (Mn)	mg	0.44 +	0.44	0.26
Selenium (Se)	ug	25.4 +	25.4	15.3
Iodine (I)	ug	34.6 +	34.6	20.8
Retinol	ug	75 +	75	45
Carotene	ug	64	64	38
Vitamin D	ug	2.00	2.00	1.20
Vitamin E	mg	2.45	2.45	1.47
Thiamin	mg	0.25	0.25	0.15

UK Total column shows the average energy profile for the UK population as a whole from all sources including alcohol.



Food quantities :

Src	Ref	Weight	Percent	Food or Recipe
MW7	775	5.0	3.0	Mustard and cress, raw
MW7	1126	15.0	9.0	Mayonnaise, reduced calorie
MW7	335	62.5	37.5	Eggs, chicken, whole, boiled
MW7	62	84.0	50.5	Bread, white, premium
Total		166.5	100.0	

The UK Nutrient Databank is Crown copyright and has been reproduced under licence from the Controller of Her Majesty's Stationery Office

Dietplan7

(c) Forestfield Software Ltd 1991-2017

Appendix R

Daily sales from School Four

PLU Sales between 26/02/2018 and 26/02/2018

Location : All Locations

✓ checked

PLU	Description	Sales		Refunds		Percentage of	
		Qty	Value	Qty	Value	Group	Total
36	BURGER	52	£89.76	-2	-£3.40	6.80%	5.56%
12	DELI ROLL	81	£137.70	-1	-£1.70	10.43%	8.53%
23	HOT POTZ £1.00	1	£1.20	0	£0.00	0.09%	0.07%
8	HOT WRAPS/ROLL £1.70	46	£78.54	0	£0.00	5.95%	4.86%
70	Lite Bite Study	451	£0.00	0	£0.00	0.00%	0.00%
2	MEAL DEAL	346	£726.60	-1	-£2.10	55.01%	44.99%
5	MEAL ONLY 1.80	61	£114.30	0	£0.00	8.65%	7.08%
73	Main 1 Study	79	£0.00	0	£0.00	0.00%	0.00%
72	Main 2 Study	81	£0.00	0	£0.00	0.00%	0.00%
6	PASTA ONLY	2	£3.40	0	£0.00	0.26%	0.21%
10	PIZZA	74	£74.00	-1	-£1.00	5.60%	4.58%
11	SANDWICH £1.50	19	£32.98	0	£0.00	2.50%	2.04%
37	STAFF MEAL DEAL 2.70	23	£62.10	0	£0.00	4.70%	3.85%
57	UPGRADE 0.20	1	£0.20	0	£0.00	0.02%	0.01%
001	MAINS	1317	£1,320.78	-5	-£8.20		81.79%
19	YOGHURT 50p	2	£1.00	0	£0.00	100.00%	0.06%
002	SNACKS	2	£1.00	0	£0.00		0.06%
13	BOXED SALAD 1.70	7	£12.24	0	£0.00	87.18%	0.76%
18	FRUIT 50p	3	£1.80	0	£0.00	12.82%	0.11%
003	FRUIT/SALAD	10	£14.04	0	£0.00		0.87%
25	AQUA JUICE .50	64	£32.00	-1	-£0.50	17.94%	1.98%
27	HOT DRINK 60p	7	£4.80	0	£0.00	2.69%	0.30%
32	LARGE WATER .60	22	£13.44	0	£0.00	7.54%	0.83%
38	MILK .20	7	£1.45	0	£0.00	0.81%	0.09%
34	MILKSHAKE 60p	109	£65.40	-1	-£0.60	36.67%	4.05%
28	SMALL JUICE 90p	67	£60.84	-3	-£2.70	34.12%	3.77%
33	SMALL WATER .40p	1	£0.40	0	£0.00	0.22%	0.02%
004	DRINKS	277	£178.33	-5	-£3.80		11.04%
15	BISCUITS/CAKE	101	£50.60	0	£0.00	70.95%	3.13%
42	CHEESE & CRACKER .50	4	£2.00	0	£0.00	2.80%	0.12%
14	DESSERT	31	£18.72	0	£0.00	26.25%	1.16%
005	DESSERTS	136	£71.32	0	£0.00		4.42%
48	BACON SANDWICH/ROLL	1	£1.30	0	£0.00	4.42%	0.08%

PLU Sales between 26/02/2018 and 26/02/2018

Location : All Locations

PLU	Description	Sales		Refunds		Percentage of	
		Qty	Value	Qty	Value	Group	Total
50	BEANS ON TOAST	1	£0.84	0	£0.00	2.86%	0.05%
51	EXTRAS	1	£0.60	0	£0.00	2.04%	0.04%
1	MISC	29	£25.80	-1	-£0.60	87.70%	1.60%
53	ONE TOAST +	2	£0.40	0	£0.00	1.36%	0.02%
46	STAFF EXTRA	10	£0.00	0	£0.00	0.00%	0.00%
75	Salad Study	48	£0.00	0	£0.00	0.00%	0.00%
52	TWO TOAST +	1	£0.48	0	£0.00	1.63%	0.03%
74	Veg Study	63	£0.00	0	£0.00	0.00%	0.00%
006	MISC	156	£29.42	-1	-£0.60		1.82%
Total for all Groups		1898	£1,614.89	-11	-£12.60		

PLU Sales between 27/02/2018 and 27/02/2018

Location : All Locations

PLU	Description	Sales		Refunds		Percentage of	
		Qty	Value	Qty	Value	Group	Total
12	DELI ROLL	43	£73.10	0	£0.00	5.36%	4.32%
8	HOT WRAPS/ROLL £1.70	109	£186.32	-2	-£3.40	13.65%	11.01%
7	JACKET 1 FILL	1	£1.70	0	£0.00	0.12%	0.10%
70	Lite Bite Study	425	£0.00	0	£0.00	0.00%	0.00%
2	MEAL DEAL	375	£789.90	-1	-£2.10	57.87%	46.66%
5	MEAL ONLY 1.80	71	£129.80	-2	-£3.60	9.51%	7.67%
73	Main 1 Study	50	£0.00	0	£0.00	0.00%	0.00%
72	Main 2 Study	202	£0.00	0	£0.00	0.00%	0.00%
6	PASTA ONLY	8	£13.60	0	£0.00	1.00%	0.80%
10	PIZZA	79	£79.00	0	£0.00	5.79%	4.67%
11	SANDWICH £1.50	14	£24.14	0	£0.00	1.77%	1.43%
37	STAFF MEAL DEAL 2.70	25	£67.50	0	£0.00	4.94%	3.99%
001	MAINS	1402	£1,365.06	-5	-£9.10		80.63%
19	YOGHURT 50p	4	£2.00	0	£0.00	100.00%	0.12%
002	SNACKS	4	£2.00	0	£0.00		0.12%
13	BOXED SALAD 1.70	9	£15.98	0	£0.00	100.00%	0.94%
003	FRUIT/SALAD	9	£15.98	0	£0.00		0.94%
25	AQUA JUICE .50	96	£48.30	0	£0.00	25.21%	2.85%
27	HOT DRINK 60p	5	£3.24	0	£0.00	1.69%	0.19%
44	LARGE AQUA JUICE 90p	1	£0.90	0	£0.00	0.47%	0.05%
32	LARGE WATER .60	23	£13.92	0	£0.00	7.27%	0.82%
38	MILK .20	15	£3.05	0	£0.00	1.59%	0.18%
34	MILKSHAKE 60p	98	£58.80	0	£0.00	30.69%	3.47%
28	SMALL JUICE 90p	70	£63.36	-2	-£1.80	33.07%	3.74%
004	DRINKS	308	£191.57	-2	-£1.80		11.32%
15	BISCUITS/CAKE	123	£61.60	-2	-£1.00	73.99%	3.64%
42	CHEESE & CRACKER .50	21	£10.50	0	£0.00	12.61%	0.62%
14	DESSERT	18	£11.16	0	£0.00	13.40%	0.66%
005	DESSERTS	162	£83.26	-2	-£1.00		4.92%
50	BEANS ON TOAST	1	£0.84	0	£0.00	2.39%	0.05%
47	COOKED BREAKFAST1.50	1	£1.50	0	£0.00	4.26%	0.09%
51	EXTRAS	9	£5.00	0	£0.00	14.22%	0.30%
1	MISC	32	£26.71	-1	-£0.10	75.95%	1.58%

PLU Sales between 27/02/2018 and 27/02/2018

Location : All Locations

PLU	Description	Sales		Refunds		Percentage of	
		Qty	Value	Qty	Value	Group	Total
53	ONE TOAST +	3	£0.64	0	£0.00	1.82%	0.04%
46	STAFF EXTRA	17	£0.00	0	£0.00	0.00%	0.00%
75	Salad Study	55	£0.00	0	£0.00	0.00%	0.00%
52	TWO TOAST +	1	£0.48	0	£0.00	1.36%	0.03%
74	Veg Study	24	£0.00	0	£0.00	0.00%	0.00%
006	MISC	143	£35.17	-1	-£0.10		2.08%
Total for all Groups		2028	£1,693.04	-10	-£12.00		

PLU Sales between 01/03/2018 and 01/03/2018

Location : All Locations

PLU	Description	Sales		Refunds		Percentage of	
		Qty	Value	Qty	Value	Group	Total
8	HOT WRAPS/ROLL £1.70	13	£22.78	0	£0.00	6.33%	5.13%
70	Lite Bite Study	48	£0.00	0	£0.00	0.00%	0.00%
2	MEAL DEAL	96	£201.60	0	£0.00	56.03%	45.42%
5	MEAL ONLY 1.80	25	£48.00	0	£0.00	13.34%	10.82%
73	Main 1 Study	73	£0.00	0	£0.00	0.00%	0.00%
72	Main 2 Study	46	£0.00	0	£0.00	0.00%	0.00%
10	PIZZA	7	£7.00	-2	-£2.00	1.95%	1.58%
11	SANDWICH £1.50	7	£12.92	0	£0.00	3.59%	2.91%
37	STAFF MEAL DEAL 2.70	25	£67.50	0	£0.00	18.76%	15.21%
001	MAINS	340	£359.80	-2	-£2.00		81.07%
19	YOGHURT 50p	3	£1.50	0	£0.00	100.00%	0.34%
002	SNACKS	3	£1.50	0	£0.00		0.34%
18	FRUIT 50p	1	£0.50	0	£0.00	100.00%	0.11%
003	FRUIT/SALAD	1	£0.50	0	£0.00		0.11%
25	AQUA JUICE .50	32	£16.10	0	£0.00	31.40%	3.63%
27	HOT DRINK 60p	7	£5.04	0	£0.00	9.83%	1.14%
32	LARGE WATER .60	7	£4.20	0	£0.00	8.19%	0.95%
38	MILK .20	1	£0.20	0	£0.00	0.39%	0.05%
34	MILKSHAKE 60p	24	£14.40	0	£0.00	28.08%	3.24%
28	SMALL JUICE 90p	12	£11.34	-1	-£0.90	22.11%	2.56%
004	DRINKS	83	£51.28	-1	-£0.90		11.55%
15	BISCUITS/CAKE	25	£12.50	0	£0.00	47.13%	2.82%
42	CHEESE & CRACKER .50	11	£5.50	0	£0.00	20.74%	1.24%
14	DESSERT	14	£8.52	0	£0.00	32.13%	1.92%
005	DESSERTS	50	£26.52	0	£0.00		5.98%
1	MISC	4	£3.50	0	£0.00	82.94%	0.79%
53	ONE TOAST +	1	£0.24	0	£0.00	5.69%	0.05%
46	STAFF EXTRA	12	£0.00	0	£0.00	0.00%	0.00%
75	Salad Study	22	£0.00	0	£0.00	0.00%	0.00%
52	TWO TOAST +	1	£0.48	0	£0.00	11.37%	0.11%
74	Veg Study	29	£0.00	0	£0.00	0.00%	0.00%
006	MISC	69	£4.22	0	£0.00		0.95%

PLU Sales between 02/03/2018 and 02/03/2018

Location : All Locations

PLU	Description	Sales		Refunds		Percentage of	
		Qty	Value	Qty	Value	Group	Total
23	HOT POTZ £1.00	2	£2.40	0	£0.00	0.40%	0.36%
8	HOT WRAPS/ROLL £1.70	17	£28.90	0	£0.00	4.76%	4.37%
70	Lite Bite Study	146	£0.00	0	£0.00	0.00%	0.00%
2	MEAL DEAL	217	£456.30	-1	-£2.10	75.11%	69.07%
5	MEAL ONLY 1.80	29	£55.20	0	£0.00	9.09%	8.36%
73	Main 1 Study	64	£0.00	0	£0.00	0.00%	0.00%
72	Main 2 Study	66	£0.00	0	£0.00	0.00%	0.00%
10	PIZZA	6	£6.00	0	£0.00	0.99%	0.91%
11	SANDWICH £1.50	1	£2.04	0	£0.00	0.34%	0.31%
37	STAFF MEAL DEAL 2.70	21	£56.70	0	£0.00	9.33%	8.58%
001	MAINS	569	£607.54	-1	-£2.10		91.97%
19	YOGHURT 50p	1	£0.50	0	£0.00	100.00%	0.08%
002	SNACKS	1	£0.50	0	£0.00		0.08%
25	AQUA JUICE .50	23	£11.50	0	£0.00	36.67%	1.74%
27	HOT DRINK 60p	1	£0.72	0	£0.00	2.30%	0.11%
32	LARGE WATER .60	4	£2.40	0	£0.00	7.65%	0.36%
34	MILKSHAKE 60p	9	£5.40	0	£0.00	17.22%	0.82%
28	SMALL JUICE 90p	12	£11.34	0	£0.00	36.16%	1.72%
004	DRINKS	49	£31.36	0	£0.00		4.75%
15	BISCUITS/CAKE	13	£6.50	0	£0.00	41.09%	0.98%
42	CHEESE & CRACKER .50	4	£2.00	0	£0.00	12.64%	0.30%
14	DESSERT	12	£7.32	0	£0.00	46.27%	1.11%
005	DESSERTS	29	£15.82	0	£0.00		2.39%
1	MISC	7	£5.40	0	£0.00	100.00%	0.82%
46	STAFF EXTRA	15	£0.00	0	£0.00	0.00%	0.00%
75	Salad Study	41	£0.00	0	£0.00	0.00%	0.00%
74	Veg Study	44	£0.00	0	£0.00	0.00%	0.00%
006	MISC	107	£5.40	0	£0.00		0.82%
Total for all Groups		755	£660.62	-1	-£2.10		

Appendix S

Recorded daily sales from School One

School	Week No	Day	Dish	Food Score	Sales	Total score
School 1	2nd Oct	Monday	Cakes	42	205	8610
School 1	2	Monday	Breakfast pastry	34	20	680
School 1	2	Monday	Panini	48	82	3936
School 1	2	Monday	Veggie pizza	78	44	3432
School 1	2	Monday	Pizza	64	62	3968
School 1	2	Monday	Sausage in a roll	48	25	1200
School 1	2	Monday	Pastry sausage roll	36	31	1116
School 1	2	Monday	Buritto	60	13	780
School 1	2	Monday	Popcorn	70	67	4690
School 1	2	Monday	Chicken balti	74	85	6290
School 1	2	Monday	Vegetable balti	76	1	76
School 1	2	Monday	Jacket potato	74	20	1480
School 1	2	Monday	Pasta pot	75	51	3825
School 1	2	Monday	Fruit	76	34	2584
School 1	2	Monday	Sandwich simple	52	23	1196
School 1	2	Monday	Sandwich mid range	72	60	4320
School 1	3rd Oct	Tuesday	Cakes	42	204	8568
School 1	2	Tuesday	Breakfast pastry	34	19	646
School 1	2	Tuesday	Panini	48	74	3552
School 1	2	Tuesday	Veggie pizza	78	50	3900
School 1	2	Tuesday	Pizza	64	58	3712
School 1	2	Tuesday	Sausage in a roll	48	30	1440
School 1	2	Tuesday	Pastry sausage roll	36	27	972
School 1	2	Tuesday	Buritto	60	13	780
School 1	2	Tuesday	Popcorn	70	63	4410
School 1	2	Tuesday	Beef lasagne	76	87	6612
School 1	2	Tuesday	Vegetable lasagne	66	0	0
School 1	2	Tuesday	Jacket potato	74	10	740
School 1	2	Tuesday	Pasta pot	75	32	2400
School 1	2	Tuesday	Fruit	76	28	2128
School 1	2	Tuesday	Sandwich simple	52	27	1404
School 1	2	Tuesday	Sandwich mid range	73	49	3577
School 1	4th Oct	Wednesday	Cakes	42	202	8484
School 1	2	Wednesday	Breakfast pastry	34	18	612
School 1	2	Wednesday	Panini	48	72	3456
School 1	2	Wednesday	Veggie pizza	78	44	3432
School 1	2	Wednesday	Pizza	64	65	4160
School 1	2	Wednesday	Sausage in a roll	48	30	1440
School 1	2	Wednesday	Pastry sausage roll	36	29	1044
School 1	2	Wednesday	Buritto	60	14	840
School 1	2	Wednesday	Popcorn	70	60	4200
School 1	2	Wednesday	Roast Chicken	78	81	6318
School 1	2	Wednesday	Pea risotto	70	1	70
School 1	2	Wednesday	Jacket potato	74	15	1110
School 1	2	Wednesday	Pasta pot	75	38	2850
School 1	2	Wednesday	Fruit	76	29	2204
School 1	2	Wednesday	Sandwich simple	52	26	1352
School 1	2	Wednesday	Sandwich mid range	73	65	4745

School 1	5th Oct	Thursday	Cakes	42	183	7686
School 1	2	Thursday	Breakfast pastry	34	19	646
School 1	2	Thursday	Panini	48	81	3888
School 1	2	Thursday	Veggie pizza	78	49	3822
School 1	2	Thursday	Pizza	64	52	3328
School 1	2	Thursday	Sausage in a roll	48	31	1488
School 1	2	Thursday	Pastry sausage roll	36	26	936
School 1	2	Thursday	Buritto	60	11	660
School 1	2	Thursday	Popcorn	70	50	3500
School 1	2	Thursday	Stir fried chicken thai	68	97	6596
School 1	2	Thursday	Stri fried vegetable	76	0	0
School 1	2	Thursday	Jacket potato	74	12	888
School 1	2	Thursday	Pasta pot	75	31	2325
School 1	2	Thursday	Fruit	76	32	2432
School 1	2	Thursday	Sandwich simple	52	15	780
School 1	2	Thursday	Sandwich mid range	73	45	3285
School 1	6th Oct	Friday	Cakes	42	182	7644
School 1	2	Friday	Breakfast pastry	34	21	714
School 1	2	Friday	Panini	48	55	2640
School 1	2	Friday	Veggie pizza	78	31	2418
School 1	2	Friday	Pizza	64	58	3712
School 1	2	Friday	Sausage in a roll	48	24	1152
School 1	2	Friday	Pastry sausage roll	36	29	1044
School 1	2	Friday	Buritto	60	0	0
School 1	2	Friday	Popcorn	70	60	4200
School 1	2	Friday	Fish	74	172	12728
School 1	2	Friday	Ratatouille	74	1	74
School 1	2	Friday	Jacket potato	74	24	1776
School 1	2	Friday	Pasta pot	75	47	3525
School 1	2	Friday	Fruit	76	22	1672
School 1	2	Friday	Sandwich simple	52	17	884
School 1	2	Friday	Sandwich mid range	73	39	2847
School 1	9th Oct	Monday	Cakes	42	395	16590
School 1	3	Monday	Breakfast pastry	34	40	1360
School 1	3	Monday	Panini	48	142	6816
School 1	3	Monday	Veggie pizza	78	97	7566
School 1	3	Monday	Pizza	64	127	8128
School 1	3	Monday	Sausage in a roll	48	62	2976
School 1	3	Monday	Pastry sausage roll	36	59	2124
School 1	3	Monday	Buritto	60	40	2400
School 1	2	Monday	Popcorn	70	93	6510
School 1	3	Monday	Chicken tikka	72	124	8928
School 1	3	Monday	Chana dhal	74	2	148
School 1	3	Monday	Jacket potato	74	34	2516
School 1	3	Monday	Pasta pot	75	78	5850
School 1	3	Monday	Fruit	76	79	6004
School 1	3	Monday	Sandwich simple	52	57	2964
School 1	3	Monday	Sandwich mid range	73	121	8833
School 1	10th Oct	Tuesday	Cakes	42	204	8568
School 1	3	Tuesday	Breakfast pastry	34	19	646

School 1	3	Tuesday	Panini	48	71	3408
School 1	3	Tuesday	Veg pizza	78	54	4212
School 1	3	Tuesday	Pizza	64	64	4096
School 1	3	Tuesday	Sausage in a roll	48	31	1488
School 1	3	Tuesday	Pastry sausage roll	36	32	1152
School 1	3	Tuesday	Buritto	60	18	1080
School 1	3	Tuesday	Popcorn	70	58	4060
School 1	3	Tuesday	Cottage pie	76	48	3648
School 1	3	Tuesday	Bean hot pot	68	2	136
School 1	3	Tuesday	Jacket potato	74	11	814
School 1	3	Tuesday	Pasta pot	75	33	2475
School 1	3	Tuesday	Fruit	76	47	3572
School 1	3	Tuesday	Sandwich simple	52	31	1612
School 1	3	Tuesday	Sandwich mid range	73	63	4599
School 1	11th Oct	Wednesday	Cakes	42	179	7518
School 1	3	Wednesday	Breakfast pastry	34	17	578
School 1	3	Wednesday	Panini	48	72	3456
School 1	3	Wednesday	Veggie pizza	78	52	4056
School 1	3	Wednesday	Pizza	64	58	3712
School 1	3	Wednesday	Sausage in a roll	48	40	1920
School 1	3	Wednesday	Pastry sausage roll	36	25	900
School 1	3	Wednesday	Buritto	60	15	900
School 1	3	Wednesday	Popcorn	70	51	3570
School 1	3	Wednesday	Roast ham	70	91	6370
School 1	3	Wednesday	Spinach feta m/room	74	1	74
School 1	3	Wednesday	Jacket potato	74	15	1110
School 1	3	Wednesday	Pasta pot	75	34	2550
School 1	3	Wednesday	Fruit	76	26	1976
School 1	3	Wednesday	Sandwich simple	52	24	1248
School 1	3	Wednesday	Sandwich mid range	73	65	4745
School 1	12th Oct	Thursday	Cakes	42	191	8022
School 1	3	Thursday	Breakfast pastry	34	16	544
School 1	3	Thursday	Panini	48	60	2880
School 1	3	Thursday	Veggie pizza	78	39	3042
School 1	3	Thursday	Pizza	64	46	2944
School 1	3	Thursday	Sausage in a roll	48	32	1536
School 1	3	Thursday	Pastry sausage roll	36	26	936
School 1	3	Thursday	Buritto	60	17	1020
School 1	3	Thursday	Popcorn	70	58	4060
School 1	3	Thursday	Fried chicken	78	139	10842
School 1	3	Thursday	Roasted pepper frittata	68	0	0
School 1	3	Thursday	Jacket potato	74	9	666
School 1	3	Thursday	Pasta pot	75	29	2175
School 1	3	Thursday	Fruit	76	25	1900
School 1	3	Thursday	Sandwich simple	52	20	1040
School 1	3	Thursday	Sandwich mid range	73	55	4015
School 1	13th Oct	Friday	Cakes	42	150	6300
School 1	3	Friday	Breakfast pastry	34	22	748
School 1	3	Friday	Panini	48	61	2928
School 1	3	Friday	Veggie pizza	78	47	3666

School 1	3	Friday	Pizza	64	34	2176
School 1	3	Friday	Sausage in a roll	48	30	1440
School 1	3	Friday	Pastry sausage roll	36	22	792
School 1	3	Friday	Buritto	60	17	1020
School 1	3	Friday	Popcorn	70	58	4060
School 1	3	Friday	Fish	73	158	11534
School 1	3	Friday	Veg barley casserole	82	0	0
School 1	3	Friday	Jacket potato	74	15	1110
School 1	3	Friday	Pasta pot	75	46	3450
School 1	3	Friday	Fruit	76	25	1900
School 1	3	Friday	Sandwich simple	52	12	624
School 1	3	Friday	Sandwich mid range	73	39	2847
School 1	16th Oct	Monday	Cakes	42	199	8358
School 1	1	Monday	Breakfast pastry	34	20	680
School 1	1	Monday	Panini	48	66	3168
School 1	1	Monday	Veggie pizza	64	42	2688
School 1	1	Monday	Pizza	78	56	4368
School 1	1	Monday	Sausage in a roll	48	35	1680
School 1	1	Monday	Pastry sausage roll	36	19	684
School 1	1	Monday	Buritto	60	18	1080
School 1	1	Monday	Popcorn	70	64	4480
School 1	1	Monday	Chicken korma	76	91	6916
School 1	1	Monday	Cauliflower chickpea	76	0	0
School 1	1	Monday	Jacket potato	74	16	1184
School 1	1	Monday	Pasta pot	75	41	3075
School 1	1	Monday	Fruit	76	27	2052
School 1	1	Monday	Sandwich simple	52	22	1144
School 1	1	Monday	Sandwich mid range	73	54	3942
School 1	17th Oct	Tuesday	Cakes	42	165	6930
School 1	1	Tuesday	Breakfast pastry	34	19	646
School 1	1	Tuesday	Panini	48	72	3456
School 1	1	Tuesday	Veggie pizza	78	38	2964
School 1	1	Tuesday	Pizza	64	62	3968
School 1	1	Tuesday	Sauage in a roll	48	33	1584
School 1	1	Tuesday	Pastry sausage roll	36	25	900
School 1	1	Tuesday	Buritto	60	14	840
School 1	1	Tuesday	Popcorn	70	44	3080
School 1	1	Tuesday	Sausage and mash	64	75	4800
School 1	1	Tuesday	Veg sausage	70	2	140
School 1	1	Tuesday	Jacket potato	74	2	148
School 1	1	Tuesday	Pasta pot	75	34	2550
School 1	1	Tuesday	Fruit	76	32	2432
School 1	1	Tuesday	Sandwich simple	52	18	936
School 1	1	Tuesday	Sandwich mid range	73	58	4234
School 1	18th Oct	Wednesday	Cakes	42	160	6720
School 1	1	Wednesday	Breakfast pastry	34	18	612
School 1	1	Wednesday	Panini	48	68	3264
School 1	1	Wednesday	Veggie pizza	78	36	2808
School 1	1	Wednesday	Pizza	64	62	3968
School 1	1	Wednesday	Sausage in a roll	48	29	1392

School 1	1	Wednesday	Pastry sausage roll	36	25	900
School 1	1	Wednesday	Buritto	60	20	1200
School 1	1	Wednesday	Popcorn	70	65	4550
School 1	1	Wednesday	Pulled pork	78	95	7410
School 1	1	Wednesday	Poato cheddar tart	60	1	60
School 1	1	Wednesday	Jacket potato	74	11	814
School 1	1	Wednesday	Pasta pot	75	28	2100
School 1	1	Wednesday	Fruit	76	32	2432
School 1	1	Wednesday	Sandwich simple	52	14	728
School 1	1	Wednesday	Sandwich mid range	73	69	5037
School 1	19th Oct	Thursday	Cakes	42	168	7056
School 1	1	Thursday	Breakfast pastry	34	21	714
School 1	1	Thursday	Panini	48	60	2880
School 1	1	Thursday	Veggie pizza	78	43	3354
School 1	1	Thursday	Pizza	64	44	2816
School 1	1	Thursday	Sausage in a roll	48	32	1536
School 1	1	Thursday	Pastry sausage roll	36	26	936
School 1	1	Thursday	Buritto	60	12	720
School 1	1	Thursday	Popcorn	70	53	3710
School 1	1	Thursday	Burger	76	127	9652
School 1	1	Thursday	Veggie burger	76	0	0
School 1	1	Thursday	Jacket potato	74	5	370
School 1	1	Thursday	Pasta pot	75	34	2550
School 1	1	Thursday	Fruit	76	24	1824
School 1	1	Thursday	Sandwich simple	52	18	936
School 1	1	Thursday	Sandwich mid range	73	28	2044
School 1	20th Oct	Friday	Cakes	42	166	6972
School 1	1	Friday	Breakfast pastry	34	22	748
School 1	1	Friday	Panini	48	58	2784
School 1	1	Friday	Veggie pizza	78	39	3042
School 1	1	Friday	Pizza	64	46	2944
School 1	1	Friday	Sausage in a roll	48	27	1296
School 1	1	Friday	Pastry sausage roll	36	26	936
School 1	1	Friday	Buritto	60	9	540
School 1	1	Friday	Popcorn	70	59	4130
School 1	1	Friday	Fish	74	165	12210
School 1	1	Friday	Stuffed peppers	80	0	0
School 1	1	Friday	Jacket potato	74	20	1480
School 1	1	Friday	Pasta pot	75	47	3525
School 1	1	Friday	Fruit	76	24	1824
School 1	1	Friday	Sandwich simple	52	15	780
School 1	1	Friday	Sandwich mid range	73	74	5402

Basline total score		
2nd Oct	Monday1	48183
3rd Oct	Tuesday1	44841
4th Oct	Wednesday1	46317
5th Oct	Thursday1	42260
6th Oct	Friday1	47030
9th Oct	Monday2	89713

10th Oct	Tuesday2	45566
11th Oct	Wednesday2	44683
12th Oct	Thursday2	45622
13th Oct	Friday2	44595
16th Oct	Monday3	45499
17th Oct	Tuesday3	39608
18th Oct	Wednesday3	43995
19th Oct	Thursday3	41098
20th Oct	Friday3	48613
Totals		717623

check

717623

Week No	Day	Dish	Food Score	Sales	Total Score	Week No
30th Oct	Monday	Cakes	42	196	8232	20th Nov
2	Monday	Breakfast pastry	34	18	612	2
2	Monday	Panini	48	64	3072	2
2	Monday	Veggie pizza	78	37	2886	2
2	Monday	Pizza	64	82	5248	2
2	Monday	Sausage in a roll	48	21	1008	2
2	Monday	Pastry sausage roll	36	32	1152	2
2	Monday	Buritto	60	23	1380	2
2	Monday	Popcorn	70	59	4130	2
2	Monday	Chicken balti	74	92	6808	2
2	Monday	Vegetable balti	76	1	76	2
2	Monday	Jacket potato	74	11	814	2
2	Monday	Pasta pot	75	45	3375	2
2	Monday	Fruit	76	22	1672	2
2	Monday	Sandwich simple	52	20	1040	2
2	Monday	Sandwich mid range	72	57	4104	2
31st Oct	Tuesday	Cakes	42	249	10458	21st Nov
2	Tuesday	Breakfast pastry	34	22	748	2
2	Tuesday	Panini	48	72	3456	2
2	Tuesday	Veggie pizza	78	37	2886	2
2	Tuesday	Pizza	64	79	5056	2
2	Tuesday	Sausage in a roll	48	29	1392	2
2	Tuesday	Pastry sausage roll	36	36	1296	2
2	Tuesday	Buritto	60	18	1080	2
2	Tuesday	Popcorn	70	41	2870	2
2	Tuesday	Beef lasagne	76	91	6916	2
2	Tuesday	Vegetable lasagne	66	0	0	2
2	Tuesday	Jacket potato	74	7	518	2
2	Tuesday	Pasta pot	75	40	3000	2
2	Tuesday	Fruit	76	24	1824	2
2	Tuesday	Sandwich simple	52	17	884	2
2	Tuesday	Sandwich mid range	73	70	5110	2
1st Nov	Wednesday	Cakes	42	172	7224	22nd Nov
2	Wednesday	Breakfast pastry	34	20	680	2
2	Wednesday	Panini	48	74	3552	2
2	Wednesday	Veggie pizza	78	40	3120	2
2	Wednesday	Pizza	64	76	4864	2
2	Wednesday	Sausage in a roll	48	19	912	2
2	Wednesday	Pastry sausage roll	36	29	1044	2
2	Wednesday	Buritto	60	16	960	2
2	Wednesday	Popcorn	70	66	4620	2
2	Wednesday	Roast Chicken	78	97	7566	2
2	Wednesday	Pea risotto	70	0	0	2
2	Wednesday	Jacket potato	74	15	1110	2
2	Wednesday	Pasta pot	75	40	3000	2
2	Wednesday	Fruit	76	27	2052	2
2	Wednesday	Sandwich simple	52	22	1144	2
2	Wednesday	Sandwich mid range	73	63	4599	2

2nd Nov	Thursday	Cakes	42	182	7644	23rd Nov
2	Thursday	Breakfast pastry	34	22	748	2
2	Thursday	Panini	48	66	3168	2
2	Thursday	Veggie pizza	78	39	3042	2
2	Thursday	Pizza	64	62	3968	2
2	Thursday	Sausage in a roll	48	25	1200	2
2	Thursday	Pastry sausage roll	36	20	720	2
2	Thursday	Buritto	60	13	780	2
2	Thursday	Popcorn	70	63	4410	2
2	Thursday	Stir fried chicken thai	68	108	7344	2
2	Thursday	Stri fried vegetable	76	1	76	2
2	Thursday	Jacket potato	74	15	1110	2
2	Thursday	Pasta pot	75	38	2850	2
2	Thursday	Fruit	76	23	1748	2
2	Thursday	Sandwich simple	52	19	988	2
2	Thursday	Sandwich mid range	73	49	3577	2
3rd Nov	Friday	Cakes	42	170	7140	24th Nov
2	Friday	Breakfast pastry	34	19	646	2
2	Friday	Panini	48	59	2832	2
2	Friday	Veggie pizza	78	35	2730	2
2	Friday	Pizza	64	50	3200	2
2	Friday	Sausage in a roll	48	18	864	2
2	Friday	Pastry sausage roll	36	28	1008	2
2	Friday	Buritto	60	3	180	2
2	Friday	Popcorn	70	51	3570	2
2	Friday	Fish	74	150	11100	2
2	Friday	Ratatouille	74	1	74	2
2	Friday	Jacket potato	74	19	1406	2
2	Friday	Pasta pot	75	58	4350	2
2	Friday	Fruit	76	27	2052	2
2	Friday	Sandwich simple	52	12	624	2
2	Friday	Sandwich mid range	73	45	3285	2
6th Nov	Monday	Cakes	42	198	8316	27th Nov
3	Monday	Breakfast pastry	34	20	680	3
3	Monday	Panini	48	79	3792	3
3	Monday	Veggie pizza	78	44	3432	3
3	Monday	Pizza	64	70	4480	3
3	Monday	Sausage in a roll	48	30	1440	3
3	Monday	Pastry sausage roll	36	30	1080	3
3	Monday	Buritto	60	15	900	3
3	Monday	Popcorn	70	70	4900	3
3	Monday	Chicken tikka	72	96	6912	3
3	Monday	Chana dhal	74	0	0	3
3	Monday	Jacket potato	74	18	1332	3
3	Monday	Pasta pot	75	52	3900	3
3	Monday	Fruit	76	23	1748	3
3	Monday	Sandwich simple	52	23	1196	3
3	Monday	Sandwich mid range	73	64	4672	3
7th Nov	Tuesday	Cakes	42	194	8148	28th Nov
3	Tuesday	Breakfast pastry	34	18	612	3

3	Tuesday	Panini	48	74	3552	3
3	Tuesday	Veg pizza	78	47	3666	3
3	Tuesday	Pizza	64	76	4864	3
3	Tuesday	Sausage in a roll	48	30	1440	3
3	Tuesday	Pastry sausage roll	36	30	1080	3
3	Tuesday	Buritto	60	12	720	3
3	Tuesday	Popcorn	70	70	4900	3
3	Tuesday	Cottage pie	76	53	4028	3
3	Tuesday	Bean hot pot	68	0	0	3
3	Tuesday	Jacket potato	74	9	666	3
3	Tuesday	Pasta pot	75	51	3825	3
3	Tuesday	Fruit	76	29	2204	3
3	Tuesday	Sandwich simple	52	22	1144	3
3	Tuesday	Sandwich mid range	73	74	5402	3
8th Nov	Wednesday	Cakes	42	173	7266	29th Nov
3	Wednesday	Breakfast pastry	34	19	646	3
3	Wednesday	Panini	48	59	2832	3
3	Wednesday	Veggie pizza	78	39	3042	3
3	Wednesday	Pizza	64	78	4992	3
3	Wednesday	Sausage in a roll	48	28	1344	3
3	Wednesday	Pastry sausage roll	36	28	1008	3
3	Wednesday	Buritto	60	18	1080	3
3	Wednesday	Popcorn	70	73	5110	3
3	Wednesday	Roast ham	70	93	6510	3
3	Wednesday	Spinach feta m/room	74	2	148	3
3	Wednesday	Jacket potato	74	9	666	3
3	Wednesday	Pasta pot	75	47	3525	3
3	Wednesday	Fruit	76	25	1900	3
3	Wednesday	Sandwich simple	52	24	1248	3
3	Wednesday	Sandwich mid range	73	60	4380	3
9th Nov	Thursday	Cakes	42	186	7812	30th Nov
3	Thursday	Breakfast pastry	34	18	612	3
3	Thursday	Panini	48	65	3120	3
3	Thursday	Veggie pizza	78	39	3042	3
3	Thursday	Pizza	64	49	3136	3
3	Thursday	Sausage in a roll	48	30	1440	3
3	Thursday	Pastry sausage roll	36	26	936	3
3	Thursday	Buritto	60	16	960	3
3	Thursday	Popcorn	70	54	3780	3
3	Thursday	Fried chicken	78	159	12402	3
3	Thursday	Roasted pepper frittata	68	1	68	3
3	Thursday	Jacket potato	74	5	370	3
3	Thursday	Pasta pot	75	37	2775	3
3	Thursday	Fruit	76	17	1292	3
3	Thursday	Sandwich simple	52	16	832	3
3	Thursday	Sandwich mid range	73	33	2409	3
10th Nov	Friday	Cakes	42	12	504	1st Dec
3	Friday	Breakfast pastry	34	15	510	3
3	Friday	Panini	48	30	1440	3
3	Friday	Veggie pizza	78	23	1794	3

3	Friday	Pizza	64	34	2176	3
3	Friday	Sausage in a roll	48	30	1440	3
3	Friday	Pastry sausage roll	36	26	936	3
3	Friday	Buritto	60	5	300	3
3	Friday	Popcorn	70	60	4200	3
3	Friday	Fish	73	152	11096	3
3	Friday	Veg barley casserole	82	0	0	3
3	Friday	Jacket potato	74	5	370	3
3	Friday	Pasta pot	75	29	2175	3
3	Friday	Fruit	76	13	988	3
3	Friday	Sandwich simple	52	14	728	3
3	Friday	Sandwich mid range	73	24	1752	3
13th Nov	Monday	Cakes	42	189	7938	4th Dec
1	Monday	Breakfast pastry	34	15	510	1
1	Monday	Panini	48	81	3888	1
1	Monday	Veggie pizza	64	36	2304	1
1	Monday	Pizza	78	81	6318	1
1	Monday	Sausage in a roll	48	27	1296	1
1	Monday	Pastry sausage roll	36	24	864	1
1	Monday	Buritto	60	25	1500	1
1	Monday	Popcorn	70	68	4760	1
1	Monday	Chicken korma	76	86	6536	1
1	Monday	Cauliflower chickpea	76	1	76	1
1	Monday	Jacket potato	74	11	814	1
1	Monday	Pasta pot	75	48	3600	1
1	Monday	Fruit	76	29	2204	1
1	Monday	Sandwich simple	52	23	1196	1
1	Monday	Sandwich mid range	73	60	4380	1
14th Nov	Tuesday	Cakes	42	185	7770	5th Dec
1	Tuesday	Breakfast pastry	34	17	578	1
1	Tuesday	Panini	48	70	3360	1
1	Tuesday	Veggie pizza	78	44	3432	1
1	Tuesday	Pizza	64	50	3200	1
1	Tuesday	Sauage in a roll	48	37	1776	1
1	Tuesday	Pastry sausage roll	36	25	900	1
1	Tuesday	Buritto	60	13	780	1
1	Tuesday	Popcorn	70	68	4760	1
1	Tuesday	Sausage and mash	64	85	5440	1
1	Tuesday	Veg sausage	70	2	140	1
1	Tuesday	Jacket potato	74	10	740	1
1	Tuesday	Pasta pot	75	41	3075	1
1	Tuesday	Fruit	76	27	2052	1
1	Tuesday	Sandwich simple	52	17	884	1
1	Tuesday	Sandwich mid range	73	54	3942	1
15th Nov	Wednesday	Cakes	42	164	6888	6th Dec
1	Wednesday	Breakfast pastry	34	17	578	1
1	Wednesday	Panini	48	73	3504	1
1	Wednesday	Veggie pizza	78	46	3588	1
1	Wednesday	Pizza	64	63	4032	1
1	Wednesday	Sausage in a roll	48	38	1824	1

1	Wednesday	Pastry sausage roll	36	24	864	1
1	Wednesday	Buritto	60	18	1080	1
1	Wednesday	Popcorn	70	56	3920	1
1	Wednesday	Pulled pork	78	100	7800	1
1	Wednesday	Poato cheddar tart	60	3	180	1
1	Wednesday	Jacket potato	74	14	1036	1
1	Wednesday	Pasta pot	75	34	2550	1
1	Wednesday	Fruit	76	28	2128	1
1	Wednesday	Sandwich simple	52	17	884	1
1	Wednesday	Sandwich mid range	73	56	4088	1
16th Nov	Thursday	Cakes	42	173	7266	7th Dec
1	Thursday	Breakfast pastry	34	20	680	1
1	Thursday	Panini	48	63	3024	1
1	Thursday	Veggie pizza	78	34	2652	1
1	Thursday	Pizza	64	60	3840	1
1	Thursday	Sausage in a roll	48	32	1536	1
1	Thursday	Pastry sausage roll	36	25	900	1
1	Thursday	Buritto	60	3	180	1
1	Thursday	Popcorn	70	57	3990	1
1	Thursday	Burger	76	129	9804	1
1	Thursday	Veggie burger	76	0	0	1
1	Thursday	Jacket potato	74	5	370	1
1	Thursday	Pasta pot	75	44	3300	1
1	Thursday	Fruit	76	22	1672	1
1	Thursday	Sandwich simple	52	17	884	1
1	Thursday	Sandwich mid range	73	41	2993	1
17th Nov	Friday	Cakes	42	171	7182	8th Dec
1	Friday	Breakfast pastry	34	16	544	1
1	Friday	Panini	48	60	2880	1
1	Friday	Veggie pizza	78	43	3354	1
1	Friday	Pizza	64	53	3392	1
1	Friday	Sausage in a roll	48	32	1536	1
1	Friday	Pastry sausage roll	36	27	972	1
1	Friday	Buritto	60	13	780	1
1	Friday	Popcorn	70	44	3080	1
1	Friday	Fish	74	148	10952	1
1	Friday	Stuffed peppers	80	1	80	1
1	Friday	Jacket potato	74	21	1554	1
1	Friday	Pasta pot	75	33	2475	1
1	Friday	Fruit	76	24	1824	1
1	Friday	Sandwich simple	52	19	988	1
1	Friday	Sandwich mid range	73	40	2920	1

After Scores 1		
30th Oct	Monday 1	45609
31st Oct	Tuesday1	47494
1st Nov	Wednesday1	46447
2nd Nov	Thursday1	43373
3rd Nov	Friday1	45061
6th Nov	Monday2	48780

20th Nov
21st Nov
22nd Nov
23rd Nov
24th Nov
27th Nov

7th Nov	Tuesday2	46251
8th Nov	Wednesday2	45697
9th Nov	Thursday2	44986
10th Nov	Friday2	30409
13th Nov	Monday3	48184
14th Nov	Tuesday3	42829
15th Nov	Wednesday3	44944
16th Nov	Thursday3	43091
17th Nov	Friday3	44513
Totals		667668

check

667668

28th Nov
29th Nov
30th Nov
1st Dec
4th Dec
5th Dec
6th Dec
7th Dec
8th Dec
Totals

Week No	day	Dish	Food Score	Sales	Total Score
20th Nov	Monday	Cakes	42	199	8358
2	Monday	Breakfast pastry	34	21	714
2	Monday	Panini	48	74	3552
2	Monday	Veggie pizza	78	38	2964
2	Monday	Pizza	64	71	4544
2	Monday	Sausage in a roll	48	28	1344
2	Monday	Pastry sausage roll	36	26	936
2	Monday	Buritto	60	19	1140
2	Monday	Popcorn	70	60	4200
2	Monday	Chicken balti	74	78	5772
2	Monday	Vegetable balti	76	1	76
2	Monday	Jacket potato	74	20	1480
2	Monday	Pasta pot	75	62	4650
2	Monday	Fruit	76	23	1748
2	Monday	Sandwich simple	52	19	988
2	Monday	Sandwich mid range	72	57	4104
21st Nov	Tuesday	Cakes	42	205	8610
2	Tuesday	Breakfast pastry	34	18	612
2	Tuesday	Panini	48	60	2880
2	Tuesday	Veggie pizza	78	39	3042
2	Tuesday	Pizza	64	71	4544
2	Tuesday	Sausage in a roll	48	32	1536
2	Tuesday	Pastry sausage roll	36	26	936
2	Tuesday	Buritto	60	13	780
2	Tuesday	Popcorn	70	70	4900
2	Tuesday	Beef lasagne	76	94	7144
2	Tuesday	Vegetable lasagne	66	0	0
2	Tuesday	Jacket potato	74	8	592
2	Tuesday	Pasta pot	75	40	3000
2	Tuesday	Fruit	76	34	2584
2	Tuesday	Sandwich simple	52	22	1144
2	Tuesday	Sandwich mid range	73	48	3504
22nd Nov	Wednesday	Cakes	42	215	9030
2	Wednesday	Breakfast pastry	34	20	680
2	Wednesday	Panini	48	72	3456
2	Wednesday	Veggie pizza	78	36	2808
2	Wednesday	Pizza	64	69	4416
2	Wednesday	Sausage in a roll	48	31	1488
2	Wednesday	Pastry sausage roll	36	27	972
2	Wednesday	Buritto	60	19	1140
2	Wednesday	Popcorn	70	61	4270
2	Wednesday	Roast Chicken	78	95	7410
2	Wednesday	Pea risotto	70	2	140
2	Wednesday	Jacket potato	74	12	888
2	Wednesday	Pasta pot	75	41	3075
2	Wednesday	Fruit	76	26	1976
2	Wednesday	Sandwich simple	52	21	1092
2	Wednesday	Sandwich mid range	73	53	3869

23rd Nov	Thursday	Cakes	42	176	7392
2	Thursday	Breakfast pastry	34	20	680
2	Thursday	Panini	48	57	2736
2	Thursday	Veggie pizza	78	37	2886
2	Thursday	Pizza	64	52	3328
2	Thursday	Sausage in a roll	48	37	1776
2	Thursday	Pastry sausage roll	36	17	612
2	Thursday	Buritto	60	26	1560
2	Thursday	Popcorn	70	77	5390
2	Thursday	Stir fried chicken tha	68	116	7888
2	Thursday	Stri fried vegetable	76	10	760
2	Thursday	Jacket potato	74	13	962
2	Thursday	Pasta pot	75	35	2625
2	Thursday	Fruit	76	15	1140
2	Thursday	Sandwich simple	52	21	1092
2	Thursday	Sandwich mid range	73	48	3504
24th Nov	Friday	Cakes	42	182	7644
2	Friday	Breakfast pastry	34	14	476
2	Friday	Panini	48	65	3120
2	Friday	Veggie pizza	78	31	2418
2	Friday	Pizza	64	55	3520
2	Friday	Sausage in a roll	48	29	1392
2	Friday	Pastry sausage roll	36	24	864
2	Friday	Buritto	60	17	1020
2	Friday	Popcorn	70	41	2870
2	Friday	Fish	74	158	11692
2	Friday	Ratatouille	74	0	0
2	Friday	Jacket potato	74	22	1628
2	Friday	Pasta pot	75	43	3225
2	Friday	Fruit	76	28	2128
2	Friday	Sandwich simple	52	17	884
2	Friday	Sandwich mid range	73	27	1971
27th Nov	Monday	Cakes	42	199	8358
3	Monday	Breakfast pastry	34	14	476
3	Monday	Panini	48	63	3024
3	Monday	Veggie pizza	78	33	2574
3	Monday	Pizza	64	65	4160
3	Monday	Sausage in a roll	48	29	1392
3	Monday	Pastry sausage roll	36	23	828
3	Monday	Buritto	60	24	1440
3	Monday	Popcorn	70	70	4900
3	Monday	Chicken tikka	72	81	5832
3	Monday	Chana dhal	74	2	148
3	Monday	Jacket potato	74	20	1480
3	Monday	Pasta pot	75	57	4275
3	Monday	Fruit	76	21	1596
3	Monday	Sandwich simple	52	20	1040
3	Monday	Sandwich mid range	73	57	4161
28th Nov	Tuesday	Cakes	42	202	8484
3	Tuesday	Breakfast pastry	34	12	408

3	Tuesday	Panini	48	68	3264
3	Tuesday	Veg pizza	78	34	2652
3	Tuesday	Pizza	64	69	4416
3	Tuesday	Sausage in a roll	48	30	1440
3	Tuesday	Pastry sausage roll	36	26	936
3	Tuesday	Buritto	60	17	1020
3	Tuesday	Popcorn	70	69	4830
3	Tuesday	Cottage pie	76	66	5016
3	Tuesday	Bean hot pot	68	0	0
3	Tuesday	Jacket potato	74	10	740
3	Tuesday	Pasta pot	75	50	3750
3	Tuesday	Fruit	76	30	2280
3	Tuesday	Sandwich simple	52	24	1248
3	Tuesday	Sandwich mid range	73	52	3796
29th Nov	Wednesday	Cakes	42	189	7938
3	Wednesday	Breakfast pastry	34	17	578
3	Wednesday	Panini	48	70	3360
3	Wednesday	Veggie pizza	78	40	3120
3	Wednesday	Pizza	64	61	3904
3	Wednesday	Sausage in a roll	48	30	1440
3	Wednesday	Pastry sausage roll	36	26	936
3	Wednesday	Buritto	60	15	900
3	Wednesday	Popcorn	70	59	4130
3	Wednesday	Roast ham	70	85	5950
3	Wednesday	Spinach feta m/room	74	2	148
3	Wednesday	Jacket potato	74	15	1110
3	Wednesday	Pasta pot	75	42	3150
3	Wednesday	Fruit	76	28	2128
3	Wednesday	Sandwich simple	52	22	1144
3	Wednesday	Sandwich mid range	73	56	4088
30th Nov	Thursday	Cakes	42	181	7602
3	Thursday	Breakfast pastry	34	18	612
3	Thursday	Panini	48	60	2880
3	Thursday	Veggie pizza	78	39	3042
3	Thursday	Pizza	64	46	2944
3	Thursday	Sausage in a roll	48	30	1440
3	Thursday	Pastry sausage roll	36	23	828
3	Thursday	Buritto	60	20	1200
3	Thursday	Popcorn	70	56	3920
3	Thursday	Fried chicken	78	167	13026
3	Thursday	Roasted pepper fritta	68	1	68
3	Thursday	Jacket potato	74	15	1110
3	Thursday	Pasta pot	75	32	2400
3	Thursday	Fruit	76	25	1900
3	Thursday	Sandwich simple	52	19	988
3	Thursday	Sandwich mid range	73	61	4453
1st Dec	Friday	Cakes	42	150	6300
3	Friday	Breakfast pastry	34	16	544
3	Friday	Panini	48	59	2832
3	Friday	Veggie pizza	78	39	3042

3	Friday	Pizza	64	53	3392
3	Friday	Sausage in a roll	48	28	1344
3	Friday	Pastry sausage roll	36	28	1008
3	Friday	Buritto	60	14	840
3	Friday	Popcorn	70	62	4340
3	Friday	Fish	73	161	11753
3	Friday	Veg barley casserole	82	0	0
3	Friday	Jacket potato	74	15	1110
3	Friday	Pasta pot	75	50	3750
3	Friday	Fruit	76	19	1444
3	Friday	Sandwich simple	52	16	832
3	Friday	Sandwich mid range	73	39	2847
4th Dec	Monday	Cakes	42	185	7770
1	Monday	Breakfast pastry	34	16	544
1	Monday	Panini	48	58	2784
1	Monday	Veggie pizza	64	42	2688
1	Monday	Pizza	78	58	4524
1	Monday	Sausage in a roll	48	28	1344
1	Monday	Pastry sausage roll	36	27	972
1	Monday	Buritto	60	21	1260
1	Monday	Popcorn	70	52	3640
1	Monday	Chicken korma	76	86	6536
1	Monday	Cauliflower chickpea	76	2	152
1	Monday	Jacket potato	74	12	888
1	Monday	Pasta pot	75	66	4950
1	Monday	Fruit	76	22	1672
1	Monday	Sandwich simple	52	14	728
1	Monday	Sandwich mid range	73	58	4234
5th Dec	Tuesday	Cakes	42	147	6174
1	Tuesday	Breakfast pastry	34	15	510
1	Tuesday	Panini	48	62	2976
1	Tuesday	Veggie pizza	78	38	2964
1	Tuesday	Pizza	64	55	3520
1	Tuesday	Sauage in a roll	48	32	1536
1	Tuesday	Pastry sausage roll	36	26	936
1	Tuesday	Buritto	60	16	960
1	Tuesday	Popcorn	70	66	4620
1	Tuesday	Sausage and mash	64	108	6912
1	Tuesday	Veg sausage	70	0	0
1	Tuesday	Jacket potato	74	3	222
1	Tuesday	Pasta pot	75	37	2775
1	Tuesday	Fruit	76	21	1596
1	Tuesday	Sandwich simple	52	22	1144
1	Tuesday	Sandwich mid range	73	58	4234
6th Dec	Wednesday	Cakes	42	150	6300
1	Wednesday	Breakfast pastry	34	15	510
1	Wednesday	Panini	48	64	3072
1	Wednesday	Veggie pizza	78	30	2340
1	Wednesday	Pizza	64	58	3712
1	Wednesday	Sausage in a roll	48	29	1392

1	Wednesday	Pastry sausage roll	36	20	720
1	Wednesday	Buritto	60	13	780
1	Wednesday	Popcorn	70	47	3290
1	Wednesday	Pulled pork	78	107	8346
1	Wednesday	Poato cheddar tart	60	1	60
1	Wednesday	Jacket potato	74	14	1036
1	Wednesday	Pasta pot	75	38	2850
1	Wednesday	Fruit	76	26	1976
1	Wednesday	Sandwich simple	52	23	1196
1	Wednesday	Sandwich mid range	73	55	4015
7th Dec	Thursday	Cakes	42	141	5922
1	Thursday	Breakfast pastry	34	18	612
1	Thursday	Panini	48	62	2976
1	Thursday	Veggie pizza	78	37	2886
1	Thursday	Pizza	64	47	3008
1	Thursday	Sausage in a roll	48	29	1392
1	Thursday	Pastry sausage roll	36	25	900
1	Thursday	Buritto	60	7	420
1	Thursday	Popcorn	70	44	3080
1	Thursday	Burger	76	134	10184
1	Thursday	Veggie burger	76	2	152
1	Thursday	Jacket potato	74	4	296
1	Thursday	Pasta pot	75	40	3000
1	Thursday	Fruit	76	23	1748
1	Thursday	Sandwich simple	52	15	780
1	Thursday	Sandwich mid range	73	41	2993
8th Dec	Friday	Cakes	42	122	5124
1	Friday	Breakfast pastry	34	17	578
1	Friday	Panini	48	38	1824
1	Friday	Veggie pizza	78	34	2652
1	Friday	Pizza	64	34	2176
1	Friday	Sausage in a roll	48	33	1584
1	Friday	Pastry sausage roll	36	24	864
1	Friday	Buritto	60	13	780
1	Friday	Popcorn	70	30	2100
1	Friday	Fish	74	172	12728
1	Friday	Stuffed peppers	80	1	80
1	Friday	Jacket potato	74	12	888
1	Friday	Pasta pot	75	45	3375
1	Friday	Fruit	76	18	1368
1	Friday	Sandwich simple	52	21	1092
1	Friday	Sandwich mid range	73	38	2774

Baseline total score		
2nd Oct	Monday1	48183
3rd Oct	Tuesday1	44841
4th Oct	Wednesday1	46317
5th Oct	Thursday1	42260
6th Oct	Friday1	47030
9th Oct	Monday2	89713
10th Oct	Tuesday2	45566
11th Oct	Wednesday2	44683
12th Oct	Thursday2	45622
13th Oct	Friday2	44595
16th Oct	Monday3	45499
17th Oct	Tuesday3	39608
18th Oct	Wednesday3	43995
19th Oct	Thursday3	41098
20th Oct	Friday3	48613
Totals		717623

After Scores 1		
30th Oct	Monday 1	45609
31st Oct	Tuesday1	47494
1st Nov	Wednesday1	46447
2nd Nov	Thursday1	43373
3rd Nov	Friday1	45061
6th Nov	Monday2	48780
7th Nov	Tuesday2	46251
8th Nov	Wednesday2	45697
9th Nov	Thursday2	44986
10th Nov	Friday2	30409
13th Nov	Monday3	48184
14th Nov	Tuesday3	42829
15th Nov	Wednesday3	44944
16th Nov	Thursday3	43091
17th Nov	Friday3	44513
Totals		667668

After Scores 2		
20th Nov	Monday 1	46570
21st Nov	Tuesday1	45808
22nd Nov	Wednesday1	46710
23rd Nov	Thursday1	44331
24th Nov	Friday1	44852
27th Nov	Monday2	45684
28th Nov	Tuesday2	44280
29th Nov	Wednesday2	44024
30th Nov	Thursday2	48413
1st Dec	Friday2	45378
4th Dec	Monday3	44686
5th Dec	Tuesday3	41079
6th Dec	Wednesday3	41595
7th Dec	Thursday3	40349
8th Dec	Friday3	39987
Totals		663746