

UWL REPOSITORY

repository.uwl.ac.uk

Creating learning environments for compassionate care (CLECC): a feasibility study

Bridges, Jackie, Pickering, Ruth M., Barker, Hannah, Chable, Rosemary, Fuller, Alison, Gould, Lisa, Libberton, Paula, Mesa-Eguiagaray, Ines, Raftery, James, Sayer, Avan Aihie, Westwood, Greta, Wigley, Wendy ORCID: <https://orcid.org/0000-0002-7778-9818>, Yao, Guiqing, Zhu, Shihua and Griffiths, Peter (2018) Creating learning environments for compassionate care (CLECC): a feasibility study. Health Services and Delivery Research, 6 (33). ISSN 2050-4349

<http://dx.doi.org/10.3310/hsdr06330>

This is the Accepted Version of the final output.

UWL repository link: <https://repository.uwl.ac.uk/id/eprint/4161/>

Alternative formats: If you require this document in an alternative format, please contact: open.research@uwl.ac.uk

Copyright:

Copyright and moral rights for the publications made accessible in the public portal are retained by the authors and/or other copyright owners and it is a condition of accessing publications that users recognise and abide by the legal requirements associated with these rights.

Take down policy: If you believe that this document breaches copyright, please contact us at open.research@uwl.ac.uk providing details, and we will remove access to the work immediately and investigate your claim.

Creating Learning Environments for Compassionate Care (CLECC): a feasibility study

In press with HS&DR Journal: planned publication in 2018.

Authors:

Professor Jackie Bridges,^{1,2*} Dr Ruth M. Pickering,¹ Ms Hannah Barker,¹ Mrs Rosemary Chable,^{2,3}
Professor Alison Fuller,⁴ Dr Lisa Gould,¹ Mrs Paula Libberton,¹ Miss Ines Mesa-Eguiagaray,¹
Professor James Raftery,¹ Professor Avan Aihie Sayer,^{2,5} Dr Greta Westwood,^{1,2,6} Dr Wendy Wigley,¹
Dr Guiqing Yao,¹ Dr Shihua Zhu,¹ Professor Peter Griffiths^{1,2}

Institutional affiliations of authors:

¹Faculty of Health Sciences, University of Southampton, Southampton, UK.

²NIHR CLAHRC Wessex, Southampton, UK.

³University Hospitals Southampton NHS Foundation Trust, Southampton, UK.

⁴University College London, Institute of Education, London, UK.

⁵NIHR Newcastle Biomedical Research Centre, Newcastle upon Tyne Hospitals NHS Foundation Trust & Faculty of Medical Sciences, Newcastle University, Newcastle, UK.

⁶Portsmouth Hospitals NHS Trust, Portsmouth, UK.

Competing interests: none declared

***Corresponding author's contact details:** Professor Jackie Bridges, University of Southampton, Faculty of Health Sciences, Nightingale Building, University Road, Highfield, Southampton, SO17 1BJ, United Kingdom Jackie.Bridges@soton.ac.uk

Keywords: acute, aged, care assistants, caring, cluster randomised trial, compassion, compassionate care, feasibility study, hospitals, human dignity, leadership, normalization process theory, nurses, nursing staff, older people, organizational culture, pilot study, practice environment, process evaluation, professional-patient relations, qualitative research, support workers, team nursing, teams, teamworking, workplace learning

Word count: 81,545 (total); 39,854 (main body)

ABSTRACT

BACKGROUND: Concerns about the degree of compassion in health care have become a focus for national and international attention. However, existing research on compassionate care interventions provides scant evidence of effectiveness or the contexts in which effectiveness is achievable.

OBJECTIVES: To assess the feasibility of implementing Creating Learning Environments for Compassionate Care programme (CLECC) in acute hospital settings and evaluating its impact on patient care.

DESIGN: Pilot cluster randomised controlled trial (CRT) and associated process and economic evaluations.

SETTING: Six inpatient ward nursing teams (clusters) in two English NHS hospitals randomised to intervention (n=4) or control (n=2)

PARTICIPANTS: 639 patients, 211 staff, 188 visitors.

INTERVENTION: CLECC, a workplace educational intervention focused on developing sustainable leadership and work-team practices (dialogue, reflective learning, mutual support) theorised to support the delivery of compassionate care. Control: no planned staff team-based educational activity.

MAIN OUTCOME MEASURES: Quality of Interaction Schedule (QuIS) for staff-patient interactions; patient-reported evaluations of emotional care in hospital (PEECH); nurse-reported empathy (Jefferson Scale of Empathy).

DATA SOURCES: structured observations of staff-patient interactions; patient, visitor and staff questionnaires and qualitative interviews; qualitative observations of CLECC activities.

RESULTS: CRT: Pilot proceeded as planned and randomisation was acceptable to teams. There was evidence of contamination between wards in the same hospital. QuIS performed well achieving a 93% recruitment rate with 25% of patient sample cognitively impaired. At follow-up there were more positive (78% versus 74%) and less negative (8% versus 11%) QuIS ratings for intervention wards versus control wards. 63% of intervention ward patients scored lowest (i.e. more negative) scores on PEECH connection subscale, compared with 79% of control group patients. These differences, while supported by the qualitative findings, are not statistically significant. No statistically significant differences in nursing empathy were observed, although response rates to staff questionnaire were low (36%). Process evaluation: The CLECC intervention is feasible to implement in practice with medical and surgical nursing teams in acute care hospitals. We found strong evidence of good staff participation in some CLECC activities and staff reported benefits throughout its introductory period and beyond. Further impact and sustainability were limited by the focus on changing ward team behaviours rather than wider

system restructuring. Economic evaluation: We also identified the costs associated with using CLECC and recommend that an impact inventory be used in any future study.

LIMITATIONS: Findings are not generalizable outside of hospital nursing teams and this feasibility work is not powered to detect differences due to CLECC.

CONCLUSIONS: Use of experimental methods is feasible. The use of structured observation of staff-patient interaction quality is a promising primary outcome that is inclusive of patient groups often excluded from research but further validation is required. Further development of the CLECC intervention should focus on ensuring it is adequately supported by resources, norms and relationships in the wider system by, for instance, improving the cognitive participation of senior nurse managers.

FUTURE WORK: Funding is being sought for a more definitive evaluation.

STUDY REGISTRATION: ISRCTN16789770

FUNDING: Health Services and Delivery Research, National Institute for Health Research

Word count: 498

TABLE OF CONTENTS

Abstract.....	2
List of Appendices	9
List of tables.....	10
List of figures.....	12
Glossary	13
Scientific summary	15
Plain English summary	21
1 Context.....	22
1.1 NHS context	22
1.2 Approach and definition of key terms	23
1.3 Creating Learning Environments for Compassionate Care (CLECC).....	24
1.3.1 Action learning sets.....	28
1.3.2 Team learning	28
1.3.3 Peer observations of practice	30
1.3.4 Study days	30
1.3.5 Cluster discussions	30
1.3.6 Reflective discussions.....	31
1.3.7 BPOP.....	31
1.4 Introduction to the study.....	32
2 Literature review.....	33
2.1 Qualitative research.....	33
2.2 Review methods.....	34
2.2.1 Search strategy.....	35
2.2.2 Selection.....	35
2.2.3 Quality Assessment.....	36
2.2.4 Data analysis	38
2.3 Review findings	39
2.3.1 Study characteristics	39
2.3.2 Quality of intervention reporting.....	40
2.3.3 Evidence of effectiveness.....	44

2.3.4	Feasibility findings.....	47
2.4	Discussion.....	50
2.5	Conclusions	51
3	Research objectives	52
4	Methodology.....	53
4.1	Study design	53
4.2	Process evaluation	54
4.3	Pilot CRT outcome measures	55
4.3.1	Quality of staff-patient interactions	55
4.3.2	Patient-reported evaluations of emotional care	57
4.3.3	Nurse-reported empathy	57
4.4	Ward team characteristics	57
4.5	Pilot CRT randomisation.....	58
4.6	Pilot CRT allocation concealment	58
4.7	Progression to a definitive evaluation	58
4.8	Patient and public involvement (PPI).....	59
4.9	Ethical considerations	60
4.10	Research team and training for data collection.....	61
4.11	Changes from original protocol	62
4.12	Chapter summary.....	63
5	Data sources.....	64
5.1	Ward sampling and recruitment.....	64
5.2	Process evaluation	65
5.2.1	Process evaluation sampling and recruitment	66
5.2.2	Process evaluation data collection	66
5.3	Pilot cluster randomised trial (CRT)	67
5.3.1	Pilot CRT recruitment.....	68
5.3.2	Pilot CRT data collection	72
5.4	Economic evaluation.....	74
5.5	Chapter summary.....	74
6	Data analysis	75
6.1	Process evaluation	75
6.2	Pilot CRT	77

6.2.1	Baseline characteristics.....	77
6.2.2	QuIS data analysis	77
6.2.3	PEECH data analysis	79
6.2.4	Jefferson Scale of Empathy data analysis	80
6.2.5	Intraclass correlation	80
6.3	Economic evaluation.....	80
6.4	Chapter summary.....	80
7	Participant flow and baseline data	81
7.1	Recruitment and flow of ward teams (clusters)	81
7.2	Individual ward characteristics	82
7.3	Ward leadership characteristics	83
7.4	Quality of care.....	83
7.5	Relational care	84
7.6	Staff wellbeing	85
7.7	Other questionnaire results	87
7.8	Individual participant flow	87
7.8.1	Observations	87
7.8.2	Patient questionnaires	89
7.8.3	Visitor questionnaires	91
7.8.4	Nursing questionnaires	93
7.8.5	Nursing staff qualitative interviews	95
7.9	Baseline measures	96
7.9.1	Quality of staff-patient interactions	96
7.9.2	Patient evaluation of emotional care	98
7.9.3	Nursing empathy.....	100
7.10	Chapter summary.....	101
8	Process evaluation results	103
8.1	Implementation overview.....	103
8.2	The process of normalising CLECC into practice	104
8.2.1	Coherence: CLECC as limited set of concrete practices versus underpinning philosophy	104
8.2.2	Cognitive participation: staff keen to participate but not sure who should drive it forward	107
8.2.3	Collective action: participation shaped by organisational context.....	109

8.2.4	Reflexive monitoring: valued by staff but challenging to sustain	111
8.3	Chapter summary.....	114
9	Feasibility of evaluating effectiveness	115
9.1	Pilot CRT assessment of bias.....	115
9.1.1	Selection bias	115
9.1.2	Detection bias	116
9.1.3	Contamination	117
9.2	Pilot CRT outcome measure performance.....	117
9.2.1	Quality of Interactions Schedule (QuIS).....	117
9.2.2	Jefferson Scale of Empathy (JSE).....	119
9.2.3	Patient Evaluation of Emotional Care during Hospitalisation (PEECH).....	119
9.2.4	EQ-5D-5L health status	120
9.3	Feasibility of estimating costs of CLECC.....	122
9.4	Chapter summary.....	123
10	Pilot trial outcomes.....	125
10.1	Quality of staff-patient interaction.....	125
10.2	Patient evaluation of emotional care	127
10.3	Nursing staff self-reported empathy	130
10.4	Intraclass correlation (ICC)	131
10.5	Economic evaluation	132
	Chapter summary.....	132
10.6	132
11	Discussion.....	134
11.1	Feasibility of implementing and sustaining CLECC	135
11.2	Informing future CLECC evaluation.....	137
11.3	Informing measurement of CLECC costs and benefits.....	140
11.4	Strengths and limitations	141
12	Conclusions	143
12.1	Implications for health care	143
12.2	Recommendations for research.....	145
	Acknowledgements.....	149
13	References	155

LIST OF APPENDICES

Appendix 1 Systematic review MEDLINE and CINAHL searches	163
Appendix 2 Systematic review summary study tables.....	165
Appendix 3 Guidance for Quality of Interactions Schedule ratings in acute care settings.....	174
Appendix 4 Example process evaluation staff interview schedules.....	176
Appendix 5 Patient and visitor qualitative interviews.....	178
Appendix 6 Introduction to QI Tool software.....	181
Appendix 7 Quantity and quality of interaction between staff and older patients	184
Appendix 8 Questionnaire results	185

LIST OF TABLES

Table 1: CLECC implementation programme schedule	27
Table 2 Systematic review completeness of intervention reporting	42
Table 3 Systematic review summary of study results and statistical conclusions by outcome type	45
Table 4 Definitions of Quality of Interaction Schedule (QuIS) categories ⁴¹	56
Table 5 Target recruitment rates (original protocol)	62
Table 6 Target recruitment rates (revised)	62
Table 7 Individual ward characteristics (baseline)	82
Table 8 Ward leadership characteristics by ward (baseline)	83
Table 9 Matron's Assessment of Quality of Care (baseline)	84
Table 10 Staff turnover and absence by ward (baseline)	86
Table 11 Maslach Burnout Inventory scores (baseline)	86
Table 12 Staff experiencing burnout (baseline)	87
Table 13 Characteristics of patient questionnaire respondents	91
Table 14 Characteristics of visitor questionnaire respondents	92
Table 15 Characteristics of nursing questionnaire respondents	94
Table 16 Characteristics of ward team nursing staff qualitative interviewees	95
Table 17 Quality of staff-patient QuIS interactions by ward (baseline)	97
Table 18 Quality of staff-patient QuIS interactions by experimental group (baseline)	98
Table 19 Patient Evaluation of Emotional Care during Hospitalisation (PEECH) baseline scores by ward (baseline)	99
Table 20 PEECH scores by experimental group (baseline)	99
Table 21 PEECH frequencies of patients with low scores by ward (baseline)	100
Table 22 PEECH frequencies of patients with low scores by experimental group (baseline)	100
Table 23 Staff mean empathy (Jefferson Scale of Empathy) by ward (baseline)	101
Table 24 Staff empathy (Jefferson Scale of Empathy) by experimental group (baseline)	101
Table 25 Participation of people with cognitive impairment in patient questionnaires	116
Table 26 Summary of EQ-5D-5L data at baseline and follow-up	120
Table 27 EQ-5D-5L scores at baseline by ward and experimental group	121
Table 28 EQ-5D-5L scores at follow-up by ward and experimental group	122
Table 29 CLECC training costs	122
Table 30 Quality of staff-patient interaction QuIS by experimental group (follow-up)	126
Table 31 QuIS multilevel logistic regression results: odds ratios (OR) of a negative interaction	126
Table 32 Negative staff-patient QuIS interactions by ward (follow-up)	127
Table 33 PEECH mean (SD) scores by experimental group (follow-up)	128
Table 34 PEECH frequencies of patients with low scores by experimental group (follow-up)	128
Table 35 Logistic regression results: odds ratios (OR) of a low PEECH connection subscale score	129
Table 36 PEECH scores by ward (follow-up)	130
Table 37 Staff empathy by experimental group (follow-up)	131
Table 38 Staff empathy (Jefferson Scale of Empathy) by ward (follow-up)	131
Table 39 Intraclass correlation (ICC) for primary outcome measures	132
Table 40 Recommendations for future CLECC intervention modifications	144

LIST OF FIGURES

Figure 1 Overview of CLECC programme theory	26
Figure 2 Flow diagram for systematic review searches	37
Figure 3 Data collection overview.....	64
Figure 4 Recruitment process for observations.....	70
Figure 5 Relational care coding frame	76
Figure 6 Coding frame for analysis of CLECC implementation	78
Figure 7 CONSORT flow diagram for pilot cluster CRT.....	88
Figure 8 Scatterplot of EQ-5D-5L scores at baseline and follow-up	121

GLOSSARY

ADLs	Activities of daily living
CC	Climate for Care
CEC	Carer Experiences of Care
CI	Confidence interval
CLECC	Creating Learning Environments for Compassionate Care
CRT	Cluster randomised trial
EQ-5D-5L	Health status measure
FECC	Factors that Enable Climate for Care
FTE	Full-time equivalent
GRADE	Grading of Recommendations Assessment, Development and Evaluation
HCA	Health care assistant
HRG	Healthcare Resource Group
ICC	Intraclass correlation coefficient
IHOS	International Hospital Outcomes Study
JSE	Jefferson Scale of Empathy
LQ	Lower quartile
MAQC	Matron's Assessment of Quality of Care
MBI	Maslach Burnout Inventory
MRC	Medical Research Council
MOP	Medicine for Older People
NHS	National Health Service
NPT	Normalisation process theory
OR	Odds ratio
PDN	Practice development nurse
PEECH	Patient Evaluation of Emotional Care during Hospitalisation
PPI	Patient and public involvement
QALY	Quality-adjusted life year

QuIS	Quality of Interactions Schedule
REC	Research ethics committee
RN	Registered nurse
SD	Standard deviation
UK	United Kingdom
UQ	Upper quartile

SCIENTIFIC SUMMARY

Background

Concerns about the degree of compassion in health care have become a focus for national and international attention. However, previous evaluations of compassionate care interventions have not provided robust assessments of their effectiveness in improving patient care, with limited use of experimental design and insufficient intervention description. Published qualitative evaluations do not examine the implementation process in depth or attempt to measure effectiveness. There is a need for high quality mixed methods evaluations to support health care leaders in selecting appropriate interventions and to guide implementation.

Objectives

CLECC (Creating Learning Environments for Compassionate Care) is a workplace educational intervention focused on developing sustainable leadership and work-team practices theorised to support the delivery of compassionate care. This study aimed to assess the feasibility of implementing CLECC in acute hospital settings; and to assess the feasibility of conducting a cluster randomised trial with associated process and economic evaluations to measure and explain the effectiveness of CLECC.

The objectives were:

1. To determine the feasibility of implementing the CLECC intervention and sustaining the resulting work practices.
2. To inform the design of a definitive evaluation of CLECC's effectiveness.
3. To inform the measurement of costs and benefits of CLECC in a definitive evaluation.

Methods

This mixed methods study used two main approaches to assess feasibility: a process evaluation to enable evaluation of the feasibility of implementing CLECC, and a pilot pragmatic cluster randomized controlled trial (CRT) to inform a future evaluation of CLECC's effectiveness. Qard nursing teams in two English NHS acute hospitals were included in the study, selected because of high numbers of older patients, and to ensure a mix of medical and surgical specialties. Six teams were randomised with four allocated to the CLECC intervention and two to control conditions.

CLECC intervention

CLECC is a team-based educational programme focused on developing manager and team practices to create an expansive learning environment that enhances team capacity to provide compassionate care. Expansive (rather than restrictive) environments foster workplace learning and the integration of personal and organisational development. The implementation period of the programme is 4 months and is facilitated by a practice development nurse (PDN). CLECC is

based on workplace learning theory with the ward conceptualised as a learning environment and ward team as a community of practice. It aims to embed ward-based manager and team practices including dialogue, reflective learning and mutual support, such that the team has the understanding and skills to continue to improve compassionate care following the end of the programmed activities. CLECC training consists of key activities which are combined to produce an integrated intervention over the implementation period: monthly ward leader action learning sets; team learning activities, including local team climate analysis and values clarification; peer observations of practice and feedback to team by volunteer team members; team study days focused on team building and understanding patient experiences; mid-shift 5 minute team cluster discussions; and twice weekly team reflective discussions. Throughout the implementation period, ward leaders and their teams develop a team learning plan that includes a patient feedback plan and measures for continuing to develop and support leader and team practices that underpin the delivery of compassionate care.

Usual practice continued on control wards: that is there was no planned team-based educational activity for staff.

Process evaluation

The feasibility of implementing CLECC into practice with the four intervention ward teams was assessed through a process evaluation, using Normalization Process Theory (NPT) as a framework. Qualitative interviews with nursing staff and managers during implementation and follow-up phases (n=33 interviewees), observations of learning activities (n=7), and ward leader questionnaires (n=12) aimed to identify and explain the extent to which the CLECC intervention was implemented into practice, enabling an assessment of its workability and integration into existing work practices.

Pilot CRT

In order to prepare for a definitive multi-centre evaluation, we assessed the feasibility and piloted procedures for a pragmatic CRT of effectiveness. Cluster randomisation of staff and patients at ward nursing team level was undertaken. Outcomes were assessed at baseline and four months after completion of the CLECC implementation period. The measurement of compassionate care was assessed across three complementary core outcomes: researcher-rated observations of the quality of staff-patient interactions using Quality of Interaction Schedule (QuIS), patient-reported evaluations of emotional care in hospital (PEECH) and nursing staff self-reported empathy using Jefferson Scale of Empathy (JSE). Baseline and follow-up data were also gathered on individual and ward team characteristics.

All trial analyses were carried out on an intention to treat basis. Possible QuIS ratings are positive social, positive care, neutral, negative protective and negative restrictive. The proportion of QuIS interactions rated for each of the five QuIS categories was analysed, including a further analysis for total positive ratings (the sum of positive social and positive care ratings) and total negative ratings (sum of negative protective and negative restrictive ratings). The frequencies of patients with the lowest (most negative) scores for each PEECH subscale was calculated. The differences between groups were tested using Chi-square test. A three level

mixed-effects logistic regression model was fitted to investigate the effect of the CLECC intervention on the likelihood of a negative interaction. Predictive factors were included as fixed effects and presented as odds ratios (OR) with 95% confidence interval (CI), after adjustment for baseline and ward consecutively. Mean PEECH and JSE scores were calculated by subscale and in total, and differences between groups at follow-up were tested using Mann-Whitney U test. Estimates of intraclass correlation were generated for each outcome measure.

Economic evaluation

The economic component of the study aimed to explore how costs and benefits might best be measured in a definitive evaluation. The feasibility of using EQ-5D-5L as patient-based outcome measure at ward level was assessed. We also explored the likely training costs of the CLECC intervention and its implementation (through qualitative interviews with staff).

Results

Feasibility of implementing and sustaining CLECC

Staff were generally keen to participate and valued the positive contribution of CLECC to their own wellbeing but also to supporting good patient care. Many original CLECC practices were possible to implement as planned. While practices did not always continue beyond the implementation period in original form, staff reported that the philosophy and associated culture that CLECC had nurtured continued to guide their practice. Sustainability was strongly linked by staff to the extent to which the ward leader understood and valued CLECC.

CLECC had some coherence for staff in that they appreciated its potential value, but their understanding was often limited to the concrete activities they had direct experience of. This may have then limited the development of participants' own practice in relation to CLECC, but interview data reflect extensive participation by staff, suggesting that engaging in CLECC was not limited by lack of coherence. While it was often the concrete activities that were used by staff to explain CLECC its role as a broader stimulus to action, and accompanying expectations that each team would use CLECC in their own way developed cultures in which reflection, learning, mutual support and innovation were legitimised. In short, CLECC appears to have moved all of the participating teams further along the continuum to becoming more expansive learning environments.

In terms of cognitive participation, ward teams varied in the extent to which individual members saw it as their role to ensure CLECC happened. Furthermore, there was uncertainty as to the role of matrons in supporting CLECC. Collective action to implement CLECC was dependent on the extent to which CLECC activities harmonised with the priorities of the wider organisation. Findings strongly reflect extremely busy hospital environments in which, without the right support for staff, care approaches tend to be very task-focused. Staff highlighting what they valued about CLECC illuminated what nursing work can be like in contexts of this kind. The stress is not just related to barriers to satisfactory patient care. Ward staff valued CLECC because, not only did it refocus them onto patients as people but otherwise, they were lone

workers, sharing working time and space with other team members, but not actually working as a team at all.

Our findings reflect that if the ways of working that CLECC promotes are not seen as valued or if this value is not signalled to frontline workers by managers, then these practices do not routinely occur. The findings also show, however, that it is possible to introduce practices at a local work team level that promote relational ways of working between staff, albeit constrained in the absence of restructuring in the wider system. Findings point to refinements needed for CLECC to improve the prospects for its impact and sustainability. These focus on wider system restructuring to support work team conditions that enable the relational aspects of caring and working.

Informing future CLECC evaluation

The findings from this study indicate that use of experimental design to evaluate the effectiveness of compassionate care interventions within the context of a mixed methods study is feasible, as is a focus on outcomes that are patient-based. Staff were amenable to the prospect of randomisation to either experimental condition. All wards recruited remained in the study throughout data collection and all clusters randomised to the intervention went on to receive it. Blinding of patients and visitors to ward allocation appeared successful, although strategies to blind researchers gathering data need further development in a future trial. We found evidence of pathways through which the CLECC intervention had the potential to influence practice in other wards in both of the participating organisations.

Recruitment rate for observations at baseline was 97% (152 out of 157 approaches to eligible patients), and at follow-up was 90% (157 out of 175). Overall 273 patients were observed (133 at baseline and 140 at follow-up). Mean age was 82 years and 25% of patients observed had evidence of cognitive impairment, suggesting that our sample was representative of the wider hospital population. Acceptability of the QuIS tool was high and reliability between observers was acceptable. We did not find any evidence that staff changed their behaviour as a result of being observed. These findings support the selection of quality of staff-patient interaction, measured by QuIS, as a candidate primary outcome in a future trial. With regard to clustering, there was a clear design effect apparent with QuIS at observation session level.

Recruitment rate for patient questionnaires at baseline was 80% (173 of 217 eligible patients), and at follow up was 75% (186 out of 247). 354 completed questionnaires were returned. Of these respondents, 83% were aged over 70 years and 12% had cognitive impairment. Most patients needed researcher help with completion and the questionnaire was too long for some.

Recruitment rate for nursing staff questionnaires at baseline was 37% (91 returned out of 249) and at follow up was 35% (87 out of 247). Overall 178 questionnaires were returned. Respondents represented a range of ages, ethnic groups, job roles and length of experience. There was a perception that questionnaires were lengthy to complete and that staff were too busy.

Findings reflect a range of ward contexts at baseline, with similarities across some dimensions (e.g. bed numbers and staff views on relational care) and differences across others (e.g. staffing

levels and duration of ward leadership). Using QuIS, staff-patient interactions observed at baseline were rated as total positive (73%), neutral (17%), or total negative (10%), but there was some variation in these proportions between wards. Using PEECH questionnaires (with higher scores representing better experiences), patients at baseline tended to rate wards relatively positively (total mean PEECH 48.9 out of 0-66 (SD 11.7)), although less so on the Connection subscale (1.66 out of 3 (SD 0.78)). Results from baseline nursing questionnaires showed variations between teams in nursing staff mean reported empathy levels (ward mean range=107-120 out of possible range 20-140)(higher mean scores indicate higher empathy).

At follow-up there were more positive (78% versus 74%) and less negative (8% versus 11%) QuIS ratings for intervention wards versus control wards. Once other variables were accounted for, odds of a negative interaction were not significantly reduced because of the CLECC intervention (adjusted OR 0.30 [95% CI 0.07, 1.32]). 63% of intervention ward patients scored lowest (i.e. more negative) scores on PEECH connection subscale, compared with 79% of control group patients, but odds of a negative score were not significantly reduced because of CLECC effect, once other variables were factored into analysis (adjusted OR 0.47 [0.14, 1.59]). However, these are promising results given that data were gathered four or more months after the end of the implementation period, indicating that if there is an effect, it is sustainable beyond the period in which CLECC is being actively facilitated. We found no evidence that nursing staff empathy may be improved because of CLECC but these results have to be viewed in the context of a low response rate to nursing surveys.

Informing measurement of CLECC costs and benefits

Our findings have established the feasibility of estimating the cost of a CLECC type intervention. Intervention costs were calculated as training costs (PDN time and staff time attending study day) and ongoing implementation costs (cost of staff engaging in CLECC activities on the ward). Findings show that, aside from initial CLECC training costs, the implementation of concrete CLECC activities by ward teams was not associated with additional resource use.

EQ-5D-5L was shown not to be feasible, mainly because different patients with different ailments and severity were involved at baseline and follow up. We found that an impact inventory would provide estimates of both costs and benefits of CLECC with a focus on those to do with providing the interventions but set within a wider context which includes effects of staff and on patients. Cost per change in each of the primary and secondary outcomes could also be estimated and compared with other studies.

Findings are not generalizable outside of hospital nursing teams and this feasibility work is not powered to detect differences due to CLECC.

Conclusions

1. Compassionate care interventions such as CLECC should define the role of health care leaders in mobilising structural capacity to support relational team working of staff in frontline caring roles.

2. The use of structured observations of staff-patient interaction quality is a candidate primary trial outcome measure but requires further testing and development.
3. Definitive evaluation of the implementation, effectiveness and cost-effectiveness of CLECC drawing on experimental design in the context of mixed methods evaluation is feasible.

Study registration: ISRCTN16789770

Word count: 2391

PLAIN ENGLISH SUMMARY

There is public concern about nurses' ability to care compassionately for older people, but very little research about how to improve this situation. We have developed and studied a programme called Creating Learning Environments for Compassionate Care (CLECC). In CLECC, all registered nurses and health care assistants from participating teams attend a study day, with a focus on team building and understanding patient experiences. Then a senior nurse educator supports the team to try new ways of working on the ward, including regular supportive discussions on improving care. Each ward manager attends learning groups to develop their compassionate care leadership role. Two team members receive additional training in doing observations of care and feeding back to colleagues.

We piloted CLECC on four wards in two English hospitals, with two other wards continuing with business as usual. We interviewed staff, and observed CLECC activities, to help us understand if it can be easily put into practice and if changes are needed in future. We also tested evaluation methods, including ways to measure compassion, and making sure we could recruit enough older patients in a future study.

We found that CLECC can be made to work with nursing teams on NHS hospital wards and that staff felt it improved their capacity to be compassionate. We also learned that we could improve CLECC to help staff carry on using it, by, for example, helping senior nurses to understand their role in supporting staff to use CLECC.

We found that observations of care were the best way to evaluate care quality for high numbers of older patients with dementia. We also gathered information about the best ways to test CLECC's value for money. These findings have given us a good foundation for designing an effective future evaluation of CLECC.

1 CONTEXT

The study reported here aimed to assess the feasibility of implementing CLECC (Creating Learning Environments for Compassionate Care), a practice development programme aiming to promote compassionate care for older people in acute hospital settings; and to assess the feasibility of conducting a cluster randomised trial with associated process and economic evaluations to measure and explain the effectiveness of CLECC.

In this chapter, we describe the background to the study, focusing in particular on the policy and practice context of the United Kingdom (UK) National Health Service (NHS). We also introduce the CLECC intervention, drawing on the international research literature to illustrate the rationale for designing and deploying this particular intervention.

In April 2013, the National Institute for Health Research (NIHR) Health Services and Delivery Research programme invited applications for funding research to support NHS organisations in responding to the Francis Inquiry analysis of care failures at Mid Staffordshire NHS Trust. Acknowledging that all NHS organisations could learn from “key system weaknesses” identified in the Inquiry, the call specifically invited applications for “robust evaluations of interventions to improve the leadership, organisational culture and quality of frontline care”. This report reports a study funded through that call.

1.1 NHS context

The need to strengthen the delivery of compassionate care in UK health and social care services, in particular to older patients, has been consistently identified as a high priority by policy makers in recent years.¹ In addition to a series of investigations into high profile failures, substantial and significant variations in the quality of hospital care for older people have been highlighted.^{2, 3} Variation exists between hospitals, but also between wards within hospitals and between staff within wards. Training, staffing levels, leadership, motivation and organisational culture are all implicated in failures of care. While these issues are widely reported in the UK, there is evidence to suggest that they are relevant internationally.^{4, 5}

Care failures at Mid Staffordshire NHS Foundation Trust over the late 2000s and the inquiries that followed were a watershed moment for the NHS. Over a period of some years, patient care in many wards and departments at the Trust had been of very low quality, with, for instance, patients left in soiled bed clothes for lengthy periods, assistance not provided for patients who could not eat without help, and indifferent and unkind treatment by staff towards patients, often older patients, and their families. Two inquiries, led by Sir Robert Francis QC examined the causes of the lack of care and high mortality rates. The first inquiry focused on patient care at the Trust and offered recommendations for improving practice at the Trust.⁶ The second inquiry focused on the systems of governance underpinning the care failures and offered recommendations for the NHS as a whole.² In the recommendations from the second inquiry, Francis called for a fundamental change in culture across the NHS towards a culture that put patients first. Several of these recommendations focused on promoting compassionate nursing

care. These recommendations focused on how to identify and promote desirable attributes (knowledge, skills, attitudes) in individual nurses. Many other recommendations focus on the systems needed to promote high quality care and the responsibilities that should be held by key groups and organisations such as Trust board, NHS regulators, professional bodies, and educational institutions. While there is little detail about desirable systems and processes at a ward team level, recommendations from both inquiries do provide an outline of such measures to counteract the potential for the care failures encountered at Mid Staffordshire. These include providing mechanisms through which health care professionals can raise concerns about patient care with colleagues and with senior managers; the ongoing provision of training, support, and supervision to nursing staff; and investing in ward leader roles that work alongside team members, providing role modelling and mentorship.

There have been significant changes to UK health care provision since the establishment of the NHS in 1948. The improvement in medical treatments during this time has contributed to people living longer with more complex health conditions. Acute hospital inpatient beds are now predominately populated by older people with multiple health conditions. However, recent years in particular have seen the adult social care system and pressures on primary care services impacting on secondary care. Acute hospitals have struggled to meet their performance and financial targets. During the time that this study was taking place, health and social care in England was in the midst of unprecedented demand and financial challenges with NHS providers overspent by £2.45 billion by the end of 2015/16.⁷

It has been acknowledged that an increase in staffing numbers is required with the publication of a safe staffing guideline for nurses working on wards in acute hospitals.⁸ While this has been supported by creating 24,000 new nursing posts between 2012 and 2015, an increase of 8.1%, demand has outstripped supply with a deficit of 8.5% of the funded establishment recorded in April 2015.⁹ This deficit is worse in adult acute nursing with reported vacancies amounting to 9.7% of establishment. It is common practice for wards to run with staff vacancies and for the staff complement to be made up of staff from nursing agencies. Recruitment drives targeted at overseas nurses have regained popularity, but this too is a temporary fix with European Union nurses choosing to exercise their free movement rights.¹⁰

Through the development and tightening of systems for financial control and performance management, the NHS has seen an intensification of health care work through higher patient numbers and time-based targets.¹¹⁻¹³ Use of staff without professional qualifications is increasing and nursing staff job satisfaction is low. As we developed this study, anecdotal evidence from a number of NHS acute hospitals indicated that leadership and team practices such as role modelling, mutual support, reflective learning and dialogue required to support nursing staff in their caring role¹⁴ were unlikely to be in place in most care settings.

1.2 Approach and definition of key terms

The literature is both confused and confusing in the way that compassion is used as a term. There are four key components of the narrative of compassion in nursing, and we have found these helpful to guide our thinking in this study about what compassion is.¹⁵ The first is a set of ideas

about the *moral attributes* of a ‘compassionate’ nurse, including wisdom, humanity, love, and empathy.¹⁶⁻¹⁸ These moral attributes are expressed through a kind of *situational awareness* in which vulnerability and suffering are perceived and acknowledged.^{18, 19} These perceptions underpin participation of the nurse in *responsive action* that is aimed at relieving suffering and ensuring dignity, and which involves the nurse in a participatory relationship in which the nurse exercises *relational capacity*^{18, 20-22} through which empathy is experienced and a caring pastoral relationship is constructed.^{14, 23, 24}

Our systematic review of research reporting older patients’ experiences of hospital care highlights the importance of this caring relationship to shaping experiences.⁴ Older people want nurses and others to use social interactions to see the person behind the patient (“see who I am”), to establish a warm and human connection (“connect with me”) and to establish understanding and involvement (“involve me”).⁴ A later review focusing on nurses’ experiences indicates that registered nurses strive to achieve the caring relationship that is valued by patients, indicating that a perceived lack of compassion in nursing may not be attributable to a lack of the necessary moral attributes or situational awareness on the part of individual nurses. The findings reflected that nurses’ relational capacity and capacity for responsive action can depend on ward level conditions, and that there is a greater tendency for nurses with low relational capacity to avoid relationships with patients and to burn out, in spite of aspirations to a higher standard of care.¹⁴ This study builds on these findings through the development and evaluation of an intervention targeted at improving the capacity of nurses to respond to patient vulnerability and suffering, specifically their relational capacity and capacity for responsive action.

The links between positive patient experiences, leadership, work team climate and the wellbeing of individual staff are becoming evident through research and so interventions that focus on developing these elements (leadership, work team climate, staff wellbeing) would appear to be worthwhile in supporting the development and exercise of relational capacity. An NIHR study on culture change and quality of acute hospital care for older people found that more positive patient and carer assessments of care were correlated with higher staff ratings of supportive team climate and shared philosophy of care.²⁵ In addition, ward leadership was a strong indicator of team members sharing a philosophy of care and feeling high support, a finding that, together with the qualitative data, highlighted the vital role of the ward manager in shaping a positive team climate for care.²⁵ These findings were mirrored in a second NIHR study which highlighted the key role of the ward leader in shaping the local ward climate of care, the importance of staff well-being, and in particular staff experiences of good local work-group climate, co-worker support, job satisfaction, positive organisational climate and support, and supervisor support as antecedents of positive patient experiences.²⁶

1.3 Creating Learning Environments for Compassionate Care (CLECC)

Parts of this section are reproduced from a Bridges & Fuller paper under a license agreement with John Wiley & Sons.²⁷ CLECC is a team-based implementation programme focused on developing leadership and team practices that enhance team capacity to provide compassionate care. Its objectives are to:

1. Create an expansive workplace learning environment that supports work-based opportunities for the development of relational practices across the work team;
2. Develop and embed sustainable manager and team relational practices such as dialogue, reflective learning and mutual support.
3. Optimise and sustain leader and team capacity to develop and support the relational capacity of individual team members;
4. Embed compassionate approaches in staff/service-user interaction and practice, and continue to improve compassionate care following the end of programmed activities

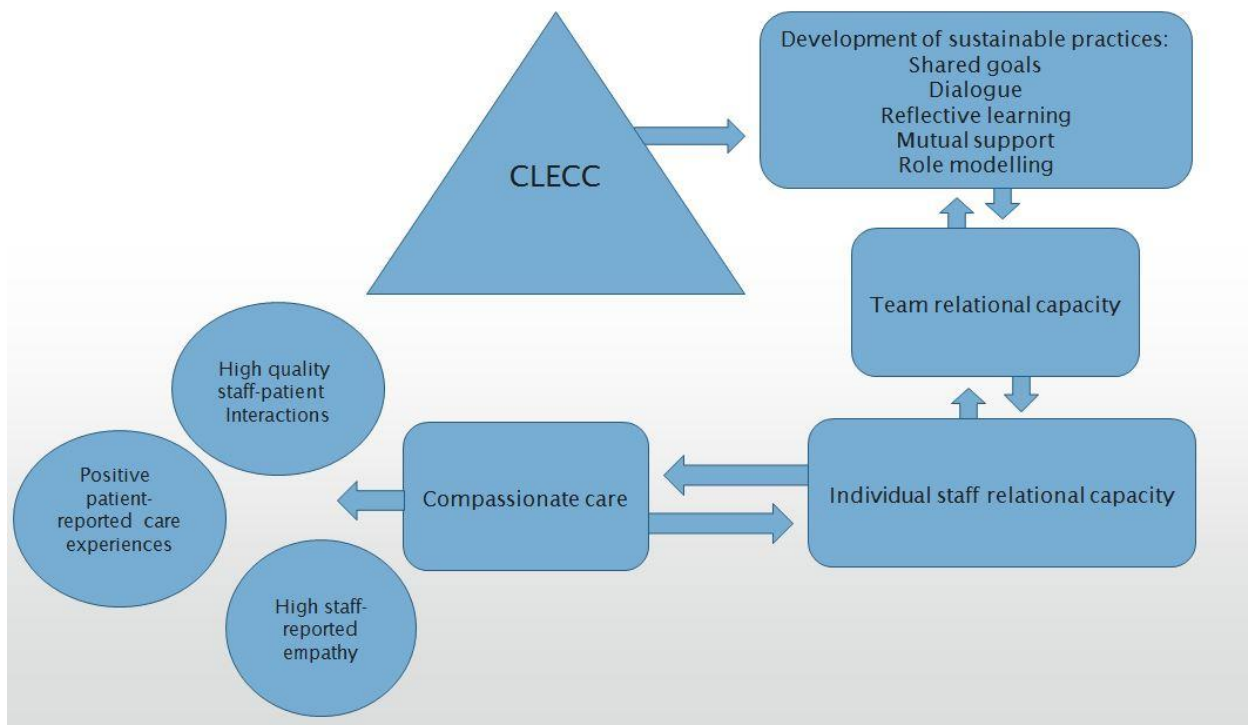
CLECC has been designed for use by ward nursing teams in inpatient settings for older people but is potentially transferable for use in other settings. The implementation programme takes place over a 4 month period but it is designed to lead to a longer-term period of service improvement. By envisaging the workplace as a learning environment and the work team as a community of practice, CLECC brings a distinctive approach to promoting compassionate care. It uses insights from workplace learning research to develop practices that enhance the capacity of the manager and work team to provide compassionate care within a complex and dynamic organisational context.

Fuller and Unwin's research on workplace learning and workforce development in a range of public and private sector industries demonstrates the importance of identifying and analysing both the organisational and pedagogical features that characterise diverse workplaces as learning environments.²⁸ They argue that this approach allows workplaces (for instance, hospital wards) to be located on the 'expansive – restrictive' continuum. Those at the expansive end are characterised by a range of features including: the knowledge and skills of the whole workforce (not just the most highly qualified or senior staff) are valued, managers facilitate workforce and individual development, team work is valued, innovation is important, the team has shared goals focusing on the continual improvement of services (or products), there is recognition of and support for learning from 'each other', learning new knowledge and skills is highly valued, and the importance of planned time for off-the-job reflective learning is recognised. It follows that an expansive approach to workforce development is more likely to facilitate the integration of personal and organisational development. This has important implications for the design of learning interventions as it requires workplace learning to be perceived as something which both shapes and is shaped by the work organisation itself rather than a separately existing activity. Such an understanding highlights the importance of interventions which situate and integrate individual and team learning in the everyday life of the workplace (in this case the clinical unit/ward/team setting) as well as providing opportunities for off-the-job provision to foster reflection, consolidate learning and deepen understanding – so enhancing ownership and sustainability of new practices.

Our synthesis of qualitative research highlights the importance of the relational aspects of care to shaping older people's hospital experiences.⁴ Being compassionate requires "relational capacity" in practitioners, i.e. capacity to experience empathy and to engage in a caring relationship.²³ Our research also shows that nurses' relational capacity can depend on ward level conditions, and that there is a greater tendency for nurses with low relational capacity to avoid

relationships with patients and to burn out, in spite of aspirations to a higher standard of care.¹⁴ CLECC uses workplace learning principles to develop practices that enhance the capacity of the manager and work team to support the ongoing relational capacity of its individual members. This leadership and team capacity are key characteristics of the ward-level conditions needed to support nurses' relational work¹⁴, and thus improve patient experiences, and an important foundation for team activities such as using service user feedback constructively.²⁹ By envisaging the workplace as a learning environment and the work team as a community of practice, CLECC brings a distinctive approach to promoting compassionate care, that enhances the capacity of the manager and work team to provide compassionate care within a complex and dynamic organisational context.^{28, 30} An overview of this programme theory for CLECC is shown in Figure 1 **Error! Reference source not found..**

Figure 1 Overview of CLECC programme theory



During the 4 month implementation programme, CLECC learning activities are led by a senior (UK Band 7) practice development practitioner/nurse (PDN) with strong influencing and interpersonal skills.²⁷ The PDN delivers the study days, facilitates of cluster and reflective discussions, facilitates the action learning sets and coordinates the peer observations of practice—see below for more detail on each of these activities. This individual is not part of the hierarchy of the ward team and this enables a distinction between CLECC activities and performance management. The activities themselves are characteristic of a practice development approach.³¹

CLECC operates at two key levels: team and team manager. A focus on the team aims to develop team capacity to support team members to provide compassionate care. An equivalent focus on the leadership capacity of the team manager (in ward settings, this is the ward manager) aims to develop his/her role in leading the team, role modelling good practice and enhancing and embedding the desired team practices.

While the programme draws on elements that have been piloted in other programmes it is novel in combining these elements with an explicit focus on establishing reforms to routine practice and organisational resources that establish the basis for sustained changes in compassionate care. While the implementation process is a key element the essence of the programme is the ongoing processes of peer observation, daily cluster discussions, weekly reflective discussion and the use of evidence based guidelines. Table 1 sets out a typical schedule for the implementation programme.

Table 1: CLECC implementation programme schedule

Activity	Month 1	Month 2	Month 3	Month 4
Ward leader action learning sets	Session 1/setting up set, setting ground rules	Session 2/workplace climate/team values/valuing staff	Session 3/enhancing team capacity for compassionate care	Session 4/influencing senior managers
Team learning and service user feedback plan	Introduce and discuss	Discussion and draft by ward leader	Finalise, identify resources needed to support, present	Senior manager feeds back response to team plan
Peer observations of practice	Identify care makers	Train care makers	Observations of practice	Feedback observations of practice
Study days	Team analysis of workplace climate/values clarification			
Cluster discussions	Ongoing	Ongoing	Ongoing	Ongoing
Reflective discussions	"I feel valued at work when..." exercise	Team values clarification exercise; BPOP activities	BPOP activities; Team learning + service user feedback plan discussions	Reflections on feedback from observations of practice

1.3.1 Action learning sets

The crucial role of the ward leader in influencing the caring culture and the work culture is well documented, with strong and visible leadership identified as an essential requirement for the delivery of dignified care.^{25, 32} In CLECC, ward leaders attend 4x4 hours action learning sets during the implementation programme. Action learning sets have been used in other projects, including other development projects focused on dignity in care and/or care for older people, to provide an extended reflective space for individuals in a key position of influence to explore and develop their leadership role.³³⁻³⁵

CLECC action learning sets follow the McGill and Beaty model for action learning, that is sets are made up of between 4 and 8 members and are facilitated by an experienced facilitator.³⁶ Set members may or may not work in the same organisation but often have similar work roles in common. Participants bring work problems of their own choosing to the session and other set members aid them in reflecting on the issue and drawing up an action plan to address it. In addition, each of the action learning sessions is themed to encourage a focus on issues related to the manager's role in supporting the delivery of compassionate care. The first session focuses on establishing relationships among set members and agreeing ground rules. The themes for subsequent sessions are: (session 2) workplace climate/team values/valuing staff; (session 3) enhancing team capacity for compassionate care; and (session 4) influencing senior managers. Reflecting on results of other programme activities supports discussion in these themes. For instance, during the team study days, all staff will have been invited to complete a questionnaire on perceptions of ward climate. Reflecting on the results of these questionnaires is encouraged in the second action learning set, in addition to the results of the "I feel valued when..." exercise (see below).³⁵ In addition to this reflective learning set, participants facilitate each other to develop practical ways of dealing with some of the issues that arise during the programme, these issues being informed by the findings related to ward leader strategies in an earlier dignity in care project.³⁷ Participants are encouraged to use the sets to devise a personal plan associated with their current and future role in promoting compassionate care, including planning clinical supervision sessions for themselves with a selected mentor and/or negotiating ongoing action learning set access.

In addition to action learning sets, ward leaders are also facilitated to further develop their relationship with their line manager as a way of accessing additional support. This includes a one hour meeting every two weeks during the four month implementation programme. These meetings provide an opportunity for the line manager to learn about the project and explore opportunities to participate.

1.3.2 Team learning

Interventions to improve care quality at a ward or unit level may succeed, even if the wider organization has features that inhibit service improvement on a wider scale.²⁵ Ward-level conditions can strongly influence nurses' capacity to build and sustain therapeutic relationships with patients.¹⁴ Other work suggests that the work team can function as a buffer to stressors

from the wider organisation, but that the team's capacity to do so depends on the extent to which the group perceives its role as supportive of the relational work of individual members.³⁸ Social structures and relationships within the team and the capacity of team members to support each other are a primary influence on how individuals learn emotional abilities and how tacit emotional knowledge is transferred.³⁹ Dialogue and reflection within the team, particularly with a focus on sharing experiences and narratives appear linked with the development of individual emotional abilities but these activities depend on the extent to which the workplace provides an environment in which staff feel safe to participate.³⁹ Other work indicates that expecting staff to, for example, use patient feedback constructively in the absence of team preparation to hear the patient feedback is unlikely to lead to service improvements.²⁹ A strong focus in the intervention is on the development of shared team goals and expectations, team dialogue, reflection, and role modelling. Early activities in the intervention reflect a focus on developing a sense of security within the team,⁴⁰ with dialogue and reflective learning activities providing the forum for the development of individual and team relational capacity, and the creation by the team of sustainable practices and plans to support ongoing capacity through:

- Commitment and role modelling by senior staff in team – providing information, opportunities for discussion and involvement in goal setting and decision-making
- Creating facilitated collective and reflective “spaces” – (a) mid-shift scheduled 5 minute cluster discussions, using trigger questions or observations as behavioural nudges in their planned work with patients (b) and twice weekly longer reflective group meetings, which will draw on a variety of toolkit materials to prompt dialogue and reflective learning, and to give staff regular opportunity to stand back from the demands of their operational practice
- Building relationships in the team/ team - exercise in analyzing workplace climate
- Critical reflections by team on caring for and supporting each other, on team relational capacity, on delivery of compassionate care
- Team values - clarification and development of shared vision
- Developing shared ownership of compassionate care and understanding about how learning in the workplace can contribute to improved individual and team practice and ‘expansive outcomes’.
- Development of team learning plan, including plan for hearing and responding to patient feedback

Teams can be unidisciplinary or interdisciplinary but an inclusive approach is essential, so for instance, CLECC's use with a nursing team includes the participation of all nursing staff- the ward manager, registered nurses, care assistants/health care support workers and nursing students.

1.3.3 Peer observations of practice

Two staff volunteer from the team to become “care makers”, their primary role being to undertake peer observations of practice for feedback to their colleagues. Care makers receive four hours training in peer observations of practice and undertake eight hours of observation each during the programme. Peer observations are conducted using the Quality of Interactions Schedule⁴¹ and findings are fed back at reflective discussion meetings (see below) with the help of the PDN. The results from the care makers’ observations of practice on the ward are shared to trigger discussions about how to build on existing good practice and improve practice where this is needed.

1.3.4 Study days

On each ward, three or four full study days are delivered by the PDN during the first month of the programme to enable all ward members to attend one study day. The purpose of the day is to prepare staff for the workplace elements (including cluster and reflective discussions) of the programme by providing opportunities to experience some of the techniques, to develop understanding of underlying concepts and to recognise an active role in their personal and team learning journey. Elements of the programme for classroom training are shown in Box 1.

Introduction to BPOP (Best Practice for Older People) framework⁴²

Life shield activity and group discussion: “See who I am”

Questionnaires and discussion on ward climate, dialogue and reflective learning on the ward

Values clarification exercise about compassionate care⁴³

Videos, stories and discussion with service users: “Involve me”.

Introduction to workplace learning activities and discussion on how to implement/support/sustain.

Box 1: CLECC Study Day elements

1.3.5 Cluster discussions

Mid-shift cluster discussions commence during the first month (following the delivery of study days) and run daily throughout the implementation period. These five minute cluster discussions are facilitated initially by the PDN and all nursing staff on the ward at the time of the cluster discussion are encouraged to join the five minute group discussion. The discussion focuses on establishing how the individual staff are at that moment in that context and provides opportunities for the group to offer help and support to members when difficulties are identified. Similar strategies have been used in other projects focused on developing dignity in care/compassionate care.^{35, 44}

1.3.6 Reflective discussions

Twice a week, members of the team on duty at the time scheduled for a reflective discussion (usually the afternoon) arrange their work to enable their attendance at a group meeting facilitated by the PDN. To enable all staff on a shift to participate, two sessions may need to be held on the same day, both attended by the ward leader. This interaction is held in a comfortable meeting room on or near to the place of care, but away from the immediate distractions of care delivery. The meeting is for all team members, including senior members of the team and temporary team members such as student nurses. The meetings involve a variety of group work tasks, some of which are repeated to enable the maximum numbers of team members to take part and others will be unique. Tasks are aimed at opening up dialogue and reflective learning among those present, and so are selected to prompt personal reflections and narratives about experiences on the ward. They include:

- “I feel valued at work when...” – those present are invited to complete this sentence to trigger discussions about valuing and supporting each other³⁵
- Team values clarification about compassionate care – drawing on collated results of values clarification exercise in classroom sessions to develop shared vision^{35, 43}
- Drawing on collated results of ward climate analyses to identify factors that need supporting or changing³⁵
- Peer observations of practice – the results from the care makers’ observations of practice on the ward are shared to trigger discussions about how to build on existing good practice and improve practice where this is needed³⁵
- BPOP– using resources and questions/prompts from BPOP essential guide to generate discussion⁴⁵
- Team learning plan – working with managers to draw up a team learning plan focusing on compassionate care and using patient feedback.

1.3.7 BPOP

BPOP (Best Practice for Older People) is a set of evidence-based UK guidelines for nurses working with older people in acute settings.^{42, 45} Its successful use in development projects aimed at service improvement indicates that its use in guiding the practice of health and social care professionals working with other client groups (that is, not just nurses working with older people). One example of this wider use is the City University Dignity in Care project at two London hospitals.^{35, 46} A resource has been published for use alongside BPOP, providing teams with trigger questions and guidance aimed at generating dialogue and reflective learning in the team, and opening up conversations in which team members give and receive support and help with difficult matters such as talking to patients about dying.⁴⁵ In CLECC, this resource is used to identify areas for support, action and learning in the team, and to inform the development of strategies to address these areas. Examples of trigger questions in this resource are:

- What kind of patients are most difficult to communicate with, and why?

- What kind of patients are most difficult to involve, and why?
- What subjects are hardest to talk to patients about, and why?
- What kind of relatives are most difficult to involve, and why?

The implementation stage of the programme takes four months and during this time, ward leaders and their teams develop a team learning plan that includes inviting and responding to patient feedback, and puts in place measures for continuing to develop and support manager and team practices that underpin the delivery of compassionate care. The team learning plan is presented to a senior trust manager, together with a case for support, and the relevant manager is invited to visit the ward team to discuss the plan and respond in person to the proposals.

In summary, the focus of the intervention is on creating an ‘expansive’ environment that supports work-based opportunities for the development of shared goals, dialogue, reflective learning, mutual support and role modelling for all members of the team at an individual and group level.⁴⁷ The programme theory states that such an environment should facilitate staff to engage with and learn from service user experiences and their own emotional responses, share positive strategies and support, and optimise and sustain personal and team relational capacity to embed compassionate approaches in staff/service-user interaction and practice. Expansive outcomes are theorised to include high quality interactions between service users and staff, and between care team members, positive care experiences reported by service users and staff reports of high empathy with patients and carers.

1.4 Introduction to the study

Findings from our systematic review, reported in the next chapter highlight the lack of definitive evaluation research on compassionate nursing care. Responding to a general absence of strong evidence for the effectiveness of service improvements related to compassion, and building on compelling evidence indicating that a strategy targeted at improving leadership and local ward team climate could improve patient experiences, the study reported here is a foundational step in addressing the need for well-designed and rigorous evaluation to understand what works best in improving care and patient experiences.

This study, conducted in two English hospitals during 2015-16 and reported in the chapters that follow, aimed to assess the feasibility of implementing CLECC and of conducting a cluster randomised trial with associated process and economic evaluations to measure and explain its effectiveness. Conducting the study provided an important opportunity to assess the feasibility of a programme with unique characteristics designed to address the issues identified in other studies, and to design an evaluation that includes an assessment of its effectiveness. The process and economic evaluations aimed to provide important information about CLECC’s workability, its integration into practice and to lay the foundations for establishing its value for money. The findings reported below (Chapters 7-10) provide the basis for planning a larger, multi-centre evaluation aimed at producing evidence that can be generalized more widely to other NHS acute care providers and, together with a refined intervention package, will be a valuable resource for change and improvement for NHS managers, practitioners and educators.

2 LITERATURE REVIEW

Although current definitions of compassion in nursing practice are imprecise and sometimes confused (see Chapter 1), there is intense interest in this problem both within and outside of the profession of nursing. However, little is known about what strategies are effective in promoting compassionate care among nurses. There has been to date, no rigorous critical overview of research into interventions designed to promote compassionate care among nurses in practice. This chapter aims to provide an overview of the evidence base on the evaluation of interventions for compassionate nursing care. It begins with an overview of qualitative research on compassionate care interventions. It then reports a systematic review of studies that evaluate the effectiveness of interventions for compassionate nursing care.

2.1 Qualitative research

Recent years have seen the use of qualitative research methods to underpin the development and evaluation of a number of interventions focused on improving compassionate care, or dignity in care, at hospital ward level.^{29, 33, 35, 46, 48, 49} Interventions developed and evaluated in this way have typically been facilitated by a senior nurse, using reflective learning, action research and/or appreciative inquiry to work with ward-based nursing staff (often using patient stories and/or observations of practice) to strengthen support for existing good practice and to make changes where needed. These interventions are often shaped by a “relationship-centred” philosophy in which achieving the well-being of all groups (patients, staff, family carers) is seen as fundamental to high quality care.⁴⁰ They have used democratic and participatory processes involving patients, staff and sometimes family carers to articulate the patient’s needs and shape the practice changes made.

The accompanying qualitative evaluations which have provided important information about the processes of change, and the factors enabling and inhibiting sustainable change. Some of these evaluations have reported concrete practice changes resulting from the intervention,^{35, 46, 48-50} while others report more variable success.^{29, 33} For instance, Dewar used appreciative inquiry and action research to involve older people, staff and relatives in developing compassionate relationship centred care on an acute hospital ward.^{49, 50} Methods used included participant observation, interviews, storytelling and group discussions. Dewar’s findings indicated the value of appreciative caring conversations between staff, patients and relatives enabling all parties to discover “who people are and what matters to them” and “how people feel about their experiences”, with this knowledge enabling them to “work together to shape the way things are done”. In the resulting model, Dewar and Nolan detail how older people, staff and relatives can work together to implement compassionate relationship centred care.⁴⁹ In specifying “how people can work together to shape the way that things are done here”, Dewar identified a number of important conditions for staff to feel able to express emotions, share experiences and ideas with each other, consider others’ perspectives, take risks, use “curious questioning” to examine situations and challenge existing practice, all identified as important actions to support the

delivery of compassionate care. These conditions included transformational leadership, the level of support received from colleagues and senior staff, a shared set of principles for caring, open dialogue within the team and opportunities where people had permission and space to reflect. These conditions echo the findings from other research as the conditions at team level that can support high quality care.^{25, 26, 51} Dewar reports how these conditions developed and how compassionate caring practices became embedded in the work of the team over the course of the year-long project, providing valuable evidence that change of this kind is possible.

However, Dewar's project took place over the course of a year on an already high-performing ward with a strong leader. The findings informed development work across a wider Leadership in Compassionate Care project implemented in a number of settings, but evaluation of the impact of these strategies elsewhere does not report the influence of the ward climate or programme length on outcomes, so evidence is lacking that such strategies can be universally effective regardless of work team context.⁵² In a contrasting study to Dewar's that explored the use of discovery interviews with older hospital patients as a way of improving dignity in care, Bridges and Tziggili found that ward teams required strong and consistent leadership and intense preparation before they were able to hear and respond to patient stories about care.²⁹ Both organisations involved in this dignity project experienced significant delays in the progress of the project and limitations in its impact because of a lack of leadership at ward level and a lack of preparedness of the ward teams to engage in responding positively to patient feedback. One ward team with a strong leader was able to successfully engage with the patient stories, but only after some months of team preparation. These findings indicate that, while some wards may be ready to engage in programmes such as Dewar's, others could benefit from a period of groundwork in which leadership and mutually supportive team practices are established.

The evaluative focus of these studies is the mechanisms for change used, particularly the democratic and participatory processes that involve patients, staff and sometimes family carers in articulating the patients' needs and shaping the practice changes made. These qualitative accounts often provide a fuller picture of the interventions deployed than the studies reviewed below, and often include an analysis of the enablers and barriers to change. However, they do not examine in depth the process of implementation itself and so fail to systematically identify the contexts in which successful implementation is more likely or, where contexts are not receptive, how resources, relationships and norms in the wider system may need purposeful restructuring in order to support implementation and sustain longer term change.^{53, 54} In addition, as would be expected with a qualitative approach, there is only weak objective evidence of effectiveness of the interventions deployed in these studies in relation to impact on patient outcomes.

2.2 Review methods

The remainder of this chapter reports a systematic review of studies that evaluate the effectiveness of interventions for compassionate nursing care, using the four key components of

the compassion narrative identified in Chapter 1 to provide an operational definition. The objectives of the review were:

1. To systematically identify, analyse and describe studies that evaluate interventions for compassionate nursing care
2. To assess the descriptions of the interventions for compassionate care used, including design and delivery of the intervention and theoretical framework
3. To evaluate the nature and strength of evidence for the impact of interventions.

The review was conducted, guided by the Cochrane Collaboration methods to assure comprehensive search methods and systematic approaches to analysis of the review materials.⁵⁵ Sections of this review report are reproduced under a [Creative Commons license](#) with permission from Blomberg et al.¹⁵

2.2.1 Search strategy

A systematic search for primary research evaluating compassionate care interventions was undertaken on CINAHL, Medline and the Cochrane Library databases (including the Cochrane Database of Systematic Reviews, Database of Abstracts of Reviews of Effectiveness, CENTRAL register of controlled trials, Health Technology Assessment Database and Economic Evaluations Database) in June 2015. No date limits were applied to searches conducted.

Terminology in relation to compassionate care is problematic and as noted above, there is no one agreed definition of compassionate care. Instead, a number of terms are used interchangeably and inconsistently across the health care literature. A broad and inclusive approach was therefore used in preliminary searches to scope and map the field. As many terms relating to compassionate care were identified and used as possible, but with a focus on identifying studies that reflected one or more of the key components of compassionate care outlined above. Through this mapping, relevant keywords were identified (e.g. Professional-Patients relations, Dignity, Person-centred care, Relationship centred care, Empathy, Compassion, Caring, and Emotional Intelligence). These keywords were used in final searches. Terms related to compassion were combined (AND) with terms related to relevant methods and occupational groups. Relevant index terms were included, which varied across databases (see Appendix 1 for Medline and CINAHL searches). While no additional searches for unpublished (so called ‘grey’) literature were conducted, the sources used do index PhD theses (CINAHL) and some conference abstracts (CINAHL, Cochrane Library). Searches were limited to the English language.

2.2.2 Selection

An adapted PICO framework was used to guide study selection.⁵⁶ We included primary research studies comparing the outcomes of an intervention designed to enhance compassionate nursing care (in any setting to any client group) with those of a control condition. Eligible designs were randomised controlled trials (including cluster randomised trials) or other quasi-random studies, interrupted time series and before and after studies (controlled or uncontrolled). Studies were excluded if they were focused exclusively on students, or if interventions were not directed at changing nursing staff behaviour.

The lack of conceptual clarity about compassion in the literature necessitated an inclusive approach to studies that were not necessarily labelled as addressing “compassion”. We developed selection criteria based on the four elements of the compassion narrative described above (moral attributes of a ‘compassionate’ nurse including empathy, nurses’ situational awareness of vulnerability and suffering, nurses’ responsive action aimed at relieving suffering and ensuring dignity, and nurses’ relational capacity) so that studies were included if they met one or both of the following criteria:

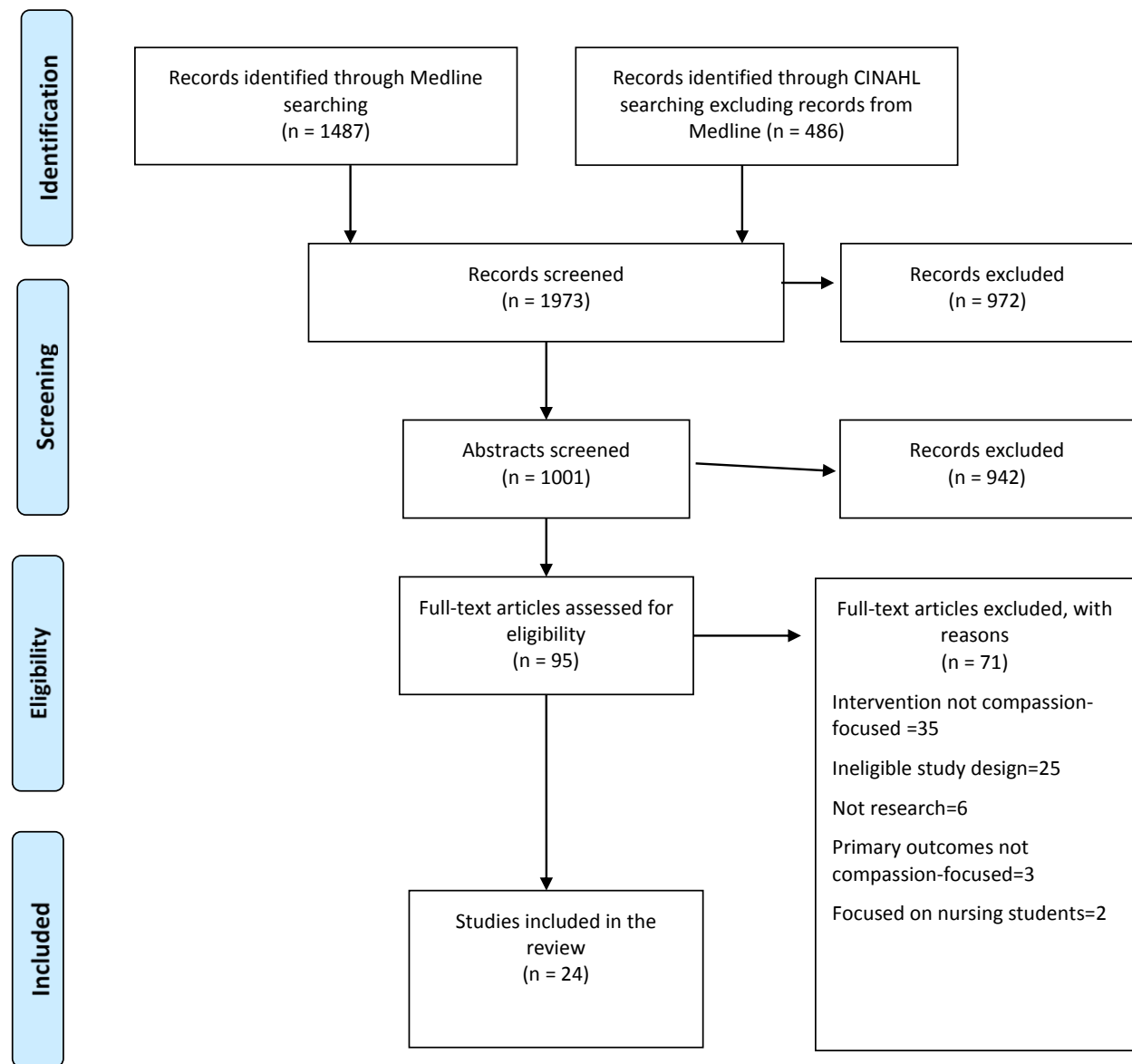
- (a) explicit goal of the intervention was stated as improving compassionate nursing care (or a closely related construct, that is, dignity, relational care, emotional care) (through addressing nurses’ moral attributes, situational awareness, responsive action and/or relational capacity) and/or
- (b) primary outcomes that assessed or evaluated either nurses’ self-reports of compassion and/or ability to deliver compassionate care (moral attributes, relational capacity), and/or observed quality of interactions or other measure of compassion (situational awareness, responsive action), including patient reports of experienced compassion or a closely related construct.

The titles and abstracts from the search were screened against the inclusion criteria independently by individual review team members (JB, KB, PG, YW, see systematic review team members listed below in Acknowledgements). During the screening process, frequent meetings were held by the research team in order to compare independent selections, resolve disagreements and make decisions. On independent rating (i.e. before discussion) reviewer pairs achieved between 80% and 90% agreement. In most cases of disagreement papers were excluded after discussion. Full-text papers were retrieved for all papers that screened positively in the first stage or about which a clear decision could not be taken (due to lack of information). Each full-text paper was reviewed independently by two team members followed by a decision to include or exclude in the final review. These reviews were followed by further team discussion to finalise inclusion into the dataset. The reference lists of full-text papers included were scanned for further items. The search and selection process is summarized in the PRISMA flow chart (see Figure 2). The number of duplicates removed was not recorded.

2.2.3 Quality Assessment

In order to effectively represent the variation in study quality evident in findings from the preliminary mapping phase, and to properly reflect the strength of evidence, we undertook a simple grading in order to categorise the strength of the underlying design of studies we retrieved.⁵⁷ Because of heterogeneity of study design identified in early scoping work, a rating of strong, medium or weak quality was allocated to each study depending on where the study design sat on the hierarchy of evidence for effectiveness in tandem with an assessment of its design and execution. The

Figure 2 Flow diagram for systematic review searches



method selected was in line with the GRADE (Grading of Recommendations Assessment, Development and Evaluation) system as used by Cochrane for rating evidence to guide a broad assessment of individual study quality.^{57, 58} Studies were rated as high quality where outcomes were compared between treatment (intervention) and control groups, where allocation to groups was random, and where equivalence between groups was explicitly demonstrated. Study designs included here were randomised controlled trials (RCTs) and cluster randomised trials (CRTs) which met these conditions. Studies were rated as medium quality where outcomes were

compared between intervention and control groups, and where equivalence between groups was demonstrated, but where other methodological issues weakened the design, for instance non-random allocation to groups or small sample size. Study designs included here were CRTs with small numbers of clusters (for instance, $n=2$) and controlled before and after studies with non-random allocation to groups. Uncontrolled before and after studies were rated as low quality as were other studies where other significant methodological shortfalls weakened claims of demonstrating effectiveness (e.g. controlled before and after studies where equivalence between groups is not demonstrated). These quality assessments were made by individual members of the review team, and checked with one other team member's ratings until consistent ratings were achieved.

An evaluation of quality of description of the intervention was also performed for each included study. The material used as the basis for this evaluation was the information provided in the paper about the intervention in addition to further information about the intervention accessed from sources referenced within the original paper. We did not otherwise seek out information about the intervention, wishing to test the extent to which the original paper and its referenced sources provided sufficient information to enable the intervention to be replicated. Each study was analysed against the criteria for description of group-based behaviour change interventions devised by Borek and colleagues.⁵⁹ This framework provides a checklist for assessing the reporting of behaviour change interventions against 26 criteria covering intervention design, intervention content, participants and facilitators. Intervention design features assessed included intervention development methods; setting; venue characteristics; number, length and frequency of group sessions; and period of time over which group meetings were held. Intervention content assessed included change mechanisms or theories of change, change techniques, session content, sequencing of sessions, and participants' materials activities during sessions and methods for checking fidelity of delivery. Participant features assessed included group composition and size, methods for group allocation, and continuity of group membership. Facilitation features assessed included number of facilitators; facilitator characteristics and preparation including professional background, personal characteristics, training in intervention delivery and training in group facilitation; continuity of facilitator's group assignment, facilitator's materials and intended facilitation style. These assessments were conducted by one team member, and supplemented and refined in discussion with other team members.

2.2.4 Data analysis

A qualitative analysis was conducted across the different interventions reported to describe intervention types and contexts, and mechanisms for change. This analysis was conducted in smaller groups in the review team but further enriched through discussion of process and emerging findings among all group members.

Data were extracted for each study by JB and KB including study design, sample and settings, summary details of intervention, outcomes and measurements, results and process issues. Results were tabulated and used to generate summary descriptions across key characteristics. Heterogeneity of studies in terms of interventions, methods and outcomes meant that a meta-analysis was not warranted, and so a more descriptive approach was merited. We considered the

potential to pool studies using standard mean differences for measures but this method requires that the instruments are measuring the same underlying construct and that the interventions have common mechanisms, but this was not clearly the case. The main intervention types were agreed through team discussion, as were key outcome types. Findings on effectiveness of individual interventions were plotted against key outcome types and this was used as the basis for an analysis of evaluation strategies by intervention type and strength of evidence of effectiveness across intervention type and across the field as a whole. We recorded and tabulated both the direction of differences between groups (where reported) and statistical significance of differences. For controlled before and after studies, where there was no test of between group differences or group by time interaction, this was categorised as a non-significant difference irrespective of a significant within group difference. To inform the design of a future evaluation, we undertook a descriptive analysis of feasibility findings and other limitations identified in the medium and high quality studies we included.

2.3 Review findings

The review findings are presented here to address each of the review objectives in turn. Firstly we describe study characteristics to give an overview of studies that evaluate interventions for compassionate care. Secondly we present an assessment of the quality of reporting of the interventions in the included studies, including their theoretical foundations. Thirdly we present evidence of effectiveness of the interventions in the included studies and analysis of the quality of that evidence.

2.3.1 Study characteristics

The final data set comprised 24 studies reporting 25 interventions. Twenty two studies were published in journals and a further two were doctoral theses. Three types of intervention were identified. Staff training interventions (n=10) focused on the development of new skills and knowledge in nursing staff such as a training course in empathic skills communication. Care model interventions (n=9) focused on the introduction of a new care model to a service such as person-centred care. Nurse support interventions (n=6) focused on improving nursing staff support and wellbeing through, for instance, the provision of clinical supervision.

Reports reflect a range of study settings including hospital (n=14), care/nursing homes (n=6), other community settings (n=3) and one study that used a range of health and social care settings (n=1). All but one of the staff training studies was conducted in hospital settings, and six out of eight care model interventions were conducted in care home settings. Nurse support intervention studies were conducted in hospital settings (n=3), district nursing services (n=1), hospice at home (n=1) and outpatient oncology service (n=1). Eleven studies were conducted in USA, with the other studies conducted in a range of other countries mostly in Europe but also including Australia, Canada, China and Turkey.

Study participants included nurses, nurse managers, patients and relatives. To evaluate the effect of the interventions a range of measurements was used, mainly self-reported instruments, but the effect was also proxy rated by researchers and using instruments based on researcher

assessments of verbal communication and interaction. The outcomes measured in the studies varied widely, but could be classified into three types: nurse-based outcomes, quality of care, and patient-based outcomes.

A table for each intervention type providing summary individual study characteristics and findings can be found in Appendix 2.

2.3.2 Quality of intervention reporting

Three types of intervention were identified: staff training, care model and nurse support. Interventions varied considerably in the extent to which they drew on an explicit theoretical foundation. Staff training interventions comprised training on verbal interactions, communication, communicating about spirituality and spiritual care, and empathy. Only four staff training interventions in included studies had an explicit theoretical base. These were Solution-Focused Brief Therapy,⁶⁰ relationship-based care model/caring theories,⁶¹ reminiscence theory and adult learning theory,⁶² and the Tibetan Buddhist tradition.⁶³ Some interventions drew on definitions of particular concepts, such as empathy⁶⁴⁻⁶⁶ and caring behaviours.⁶⁷ Other studies lacked an explicit theoretical foundation, referring only to results from previous research studies.

By contrast, all interventions introducing and testing a new care model were underpinned by an explicit framework. Most used theories or models developed in caring and nursing, except for one study using the International Classification of Functioning, Disability and Health (ICF) as the basis for an intervention to promote patient-centred communication with those living with aphasia/communication impairments.⁶⁸ Frameworks emphasised the person-centred care/environment/nursing,⁶⁹⁻⁷¹ relationship between nurse and patients⁷²⁻⁷⁴ or dignity in care.⁷⁵

Nurse support interventions were based on reducing compassion fatigue, burnout, and/or secondary traumatic stress;^{76,77} and/or bolstering personal resources such as compassion satisfaction, resiliency, empathy or sense of coherence.⁷⁶⁻⁷⁸ Three were based on mindfulness theory.⁷⁹⁻⁸¹

Reviewer ratings of the quality of intervention reporting in each study against each item in the Borek et al. framework⁵⁹ for description of group-based behaviour change interventions are displayed in Table 2. As is evident, the reporting of the interventions varied across all intervention types but was generally weak, with no intervention reports meeting all of the criteria deemed necessary for full intervention reporting. The design and the content of the interventions tended to be better described than details of the participants and the facilitators of the interventions. Overall compliance for intervention design reporting was 52% of criteria (shown in Table 2 row labelled “average % compliance by aspect of reporting”). The intervention design item with highest compliance, (inclusion of details of the length of training sessions) was included in 73% (n=16) of the 24 studies. The lowest was a specification of venue characteristics (n=4, 17%).

For intervention content, highest compliance was reported for session content (n=20, 87%) and lowest for participants’ materials (n=8, 33%). Overall compliance for this aspect of intervention

reporting was 50% of criteria. For reporting of participants, highest compliance was for description of group composition (n=21, 88%) and lowest for continuity of participants' group membership (n=3, 14%). Overall compliance for this aspect of intervention reporting was 37% of criteria. For reporting of facilitators, highest compliance was for reporting facilitators' professional background (n=12, 55%) and lowest was for facilitators' personal characteristics and training in-group facilitation (both n=1, 5%). Overall compliance for this aspect of intervention reporting was 25% of criteria. On average, individual study compliance with the

Table 2 Systematic review completeness of intervention reporting

Intervention type	Study	Intervention design							Intervention content							Participants				Facilitators								Compliance	Average compliance by intervention type
		Intervention source or development methods	General setting	Venue characteristics	Total number of group sessions	Length of group sessions	Frequency of group sessions	Duration of the intervention	Change mechanism or theories of change	Change techniques	Session content	Sequencing of sessions	Participants' materials	Activities during the sessions	Methods for checking fidelity of the intervention	Group composition	Methods for group allocation	Continuity of participants' group membership	Group size	Number of facilitators	Continuity of facilitators' group assignment	Facilitators' professional background	Facilitators' personal characteristics	Facilitators' training in intervention delivery	Facilitators' training in group facilitation	Facilitators' materials	Intended facilitation style		
Training	Ancel 2006 ⁶⁴	N	Y	N	Y	Y	Y	Y	Y	Y	Y	N	N	Y	N	Y	N	Y	Y	N	N	Y	N	Y	N	N	Y	58%	45%
	Boscart 2009 ⁶⁰	N	Y	N	N	Y	Y	N	N	N	Y	Y	Y	Y	N	Y	NA	NA	NA	Y	Y	Y	N	Y	N	Y	N	57%	
	Glembocki 2010 ⁶¹	N	N	N	Y	Y	Y	N	Y	Y	Y	N	N	N	Y	Y	N	N	N	Y	N	Y	N	Y	N	N	N	42%	
	LaMonica 1987 ⁷⁵	Y	N	N	N	N	N	N	Y	Y	Y	N	N	Y	N	Y	N	Y	Y	N	N	N	Y	N	Y	N	Y	42%	
	Langewitz 2010 ^{65, 82}	Y	N	N	Y	Y	Y	Y	Y	N	Y	Y	N	Y	N	Y	N	N	N	Y	N	Y	N	N	N	Y	N	50%	
	Puentes 1995 ⁶²	N	Y	Y	Y	Y	N	N	Y	Y	Y	Y	Y	Y	N	Y	N	NA	NA	N	NA	N	N	N	N	Y	Y	57%	
	Searcy 1990 ⁶⁶	N	Y	N	Y	Y	Y	Y	Y	Y	Y	N	Y	Y	N	Y	Y	N	N	N	N	N	N	N	N	N	Y	50%	
	Taylor 2008 ^{83, 84}	Y	Y	NA	NA	NA	NA	N	Y	N	Y	N	Y	N	N	Y	NA	NA		NA	NA	NA	N	NA	N	NA	NA	50%	
	Wasner 2005 ⁶³	Y	N	N	Y	Y	Y	Y	Y	Y	Y	N	N	Y	N	Y	NA	N	N	N	N	N	N	N	N	N	N	N	40%
	Yeakel 2003 ⁶³	N	N	N	N	N	N	Y	N	N	N	N	N	Y	N	Y	N	N	N	N	N	N	N	N	N	N	N	N	12%
Care model	Brown Wilson 2013 ⁷²	Y	Y	N	Y	Y	N	N	Y	Y	Y	Y	N	Y	N	N	N	N	N	N	N	N	N	N	N	N	Y	38%	33%
	Chenoweth 2014 ⁶⁹	N	Y	N	N	N	N	N	N	N	Y	N	N	N	N	Y	Y	N	N	Y	N	Y	N	Y	N	N	N	27%	
	Finnema 2001 ⁷³	N	Y	N	Y	Y	Y	Y	N	N	Y	Y	N	Y	N	Y	N	N	N	N	N	N	N	N	N	N	N	35%	
	Ho 2015 ⁷⁵	N	Y	N	N	N	N	N	Y	Y	Y	N	N	N	N	Y	Y	N	N	N	N	Y	N	N	N	N	N	27%	
	McCance 2008 ⁷⁰	Y	Y	N	N	N	N	N	N	N	N	N	N	N	N	N	N	N	N	N	N	N	N	N	N	N	N	8%	
	McGilton 2003 ⁷⁴	Y	Y	N	N	Y	N	Y	Y	Y	Y	Y	Y	N	N	Y	Y	N	N	Y	Y	Y	N	Y	N	Y	N	62%	
	McGilton 2010 ⁶⁸	N	N	N	N	Y	N	Y	Y	Y	Y	N	N	Y	N	Y	N	N	N	Y	N	Y	N	N	N	N	N	35%	

	Pipe 2010 ⁷¹	N	Y	Y	NA	NA	NA	N	Y	N	NA	NA	Y	NA	N	N	NA	N	N	NA	NA	NA	N	NA	N	NA	NA	36 %	
Nurse support	Flarity 2013 ⁷⁶	Y	N	N	Y	Y	Y	N	Y	N	Y	Y	Y	Y	N	Y	N	N	N	Y	N	N	N	N	N	N	N	42 %	
	Gauthier 2015 ⁷⁹	Y	Y	Y	Y	Y	Y	Y	Y	N	Y	Y	Y	Y	N	Y	Y	N	N	Y	Y	Y	N	N	N	N	N	65 %	
	Horner 2014 ⁸⁰	N	Y	N	Y	Y	Y	Y	N	N	Y	N	N	Y	N	Y	N	N	N	N	N	Y	N	N	N	N	N	35 %	
	Palmer 2010 ⁸¹	N	N	N	N	N	N	Y	N	N	N	N	N	N	N	Y	N	N	Y	N	N	N	N	N	N	N	N	12 %	
	Pålsson 1996 ⁷⁸	N	Y	N	Y	Y	Y	Y	Y	N	Y	Y	N	Y	N	Y	Y	Y	Y	N	Y	N	Y	N	N	N	N	62 %	
	Potter 2013 ⁷⁷	Y	Y	Y	Y	Y	Y	Y	Y	Y	Y	Y	N	N	Y	N	Y	N	N	N	Y	N	Y	N	Y	N	N	58 %	46 %
	Compliance	42 %	67 %	17 %	59 %	73 %	55 %	54 %	71 %	46 %	87 %	39 %	33 %	70 %	4 %	88 %	30 %	14 %	18 %	45 %	14 %	55 %	5 %	32 %	5 %	18 %	23 %		
Average compliance by aspect of reporting 52%									50%						37%				29%										

Table key	
Y	Reported
N	Not reported
NA	Not applicable to the intervention

criteria was 42%, ranging from 8% to 65%. Of intervention types, care model interventions tended to be less well described than other types (average of 33% compliance).

2.3.3 Evidence of effectiveness

This section presents findings on the quality of evidence of effectiveness of the interventions in the included studies. Overall, methodological quality was low. Most studies either did not randomise to the groups and/or did not demonstrate equivalence between groups, weakening confidence in the findings. Only two studies were assessed as high quality and four as medium. The remaining 18 studies were assessed as low quality. Most studies (n=16) were uncontrolled before and after studies. Four studies were before and after studies with separate intervention and control groups.^{66, 74, 78, 80} Four studies used a randomised controlled design. Three used a cluster randomised trial design, with clustering at unit or institutional level.^{65, 69, 73} A further study was controlled but only included a post-test measure.⁶²

Of the 24 studies, only eight studies included more than 100 participants. The largest sample included 115 nurses and 656 patients in an evaluation of an empathy-training program.⁶⁵ The smallest sample included nine nurses in an evaluation of mindfulness based cognitive therapy for district nurses working with women with newly diagnosed breast cancer.⁸¹ The number of clusters in controlled studies ranged from two to 38. Of the studies with experimental or quasi-experimental design,^{65, 66, 69, 73, 74, 78} just one⁶⁹ reported powering of sample size, but was not explicit about which outcome measure was the primary one used for these calculations.

Table 3 provides an overview of results from the individual studies against the range of outcomes used. Eighteen different types of outcomes were reported. For simplicity and brevity results for multiple measures using the same instrument or different instruments measuring same phenomena have been grouped together and treated as one. Across all studies and all outcome types results for 67 outcomes are reported. Further information on effect sizes is displayed in Appendix 2 tables.

Studies of similar intervention types tended to use similar outcome types. Nurse support intervention studies primarily measured nurse-based outcomes. No nurse support studies used quality of care outcomes and just one study used patient-based outcomes. In contrast, care model intervention studies primarily used outcomes related to quality of care and patient-based outcomes, but use of nurse outcomes was less common. Training intervention studies used the widest range of outcome type. Although the majority used nurse-based outcomes a small number drew on quality of care and patient outcomes.

Nineteen studies (79%) reported a significant positive difference in one or more outcomes (i.e. a beneficial effect of the compassionate care intervention). Only five (21%) of the 24 studies reported no significant difference in any of the outcomes types measured. Of the 67 outcome types assessed across all studies, 32 (48%) showed significant positive effects for the intervention, with a further 18 (27%) showing positive

Table 3 Systematic review summary of study results and statistical conclusions by outcome type

Study	Study quality	Nurse outcomes								Quality of care					Patient outcomes				
		Empathy	Compassion	Burnout	Stress	Mindfulness	Job satisfaction	Caring	Attitude	Other wellbeing	Quality of interactions	Quality of relationship	Patient centredness	Continuity	Quality of care	Satisfaction / experience	Behavioural (agitation)	Quality of life	Mood / wellbeing
Training intervention																			
LaMonica 1987 ⁶⁵	Medium	-														-			▲
Searcy 1990 ⁶⁶	Medium	-									-					-			▢
Ancel 2006 ⁶⁴	Low	▲																	
Boscart 2009 ⁶⁰	Low									▲									
Glembocki 2010 ⁶¹	Low							▲											
Langewitz 2010 ⁸²	Low									▲									
Puentes 1995 ⁶²	Low	▲							▲										
Taylor 2008 ⁸³	Low	▲							▲										
Wasner 2005 ⁶³	Low		▲		▲		▲		▲	▲									
Yeakel 2003 ⁶⁷	Low										▲					▲			
Care model intervention																			
Chenoweth 2014 (single) ^{69*}	High									-							▲	△	△
Chenoweth 2014 (comb'd) ^{69*}	High									▲							▽	△	△
Finnema 2001 ⁷³	High													▲					
McGilton 2003 ⁷⁴	Medium										▲		▲		▲				
Brown Wilson 2013 ⁷²	Low							△		△						△			△
Ho 2015 ⁷⁵	Low																	▲	
McCance 2008 ⁷⁰	Low							▲				▲							
McGilton 2010 ⁶⁸	Low								▲		▲							△	▽
Pipe 2010 ⁷¹	Low																		▲
Nurse support intervention																			
Pålsson 1996 ^{78**}	Medium	-		-						-									
Flarity 2013 ⁷⁶	Low		▲	▲	▲														
Gauthier 2015 ⁷⁹	Low		△	-	▲	△	△												
Horner 2014 ⁸⁰	Low		-	-	-	-										△			
Palmer 2010 ^{80, 81}	Low	△				△				△									
Potter 2013 ⁷⁷	Low		△	△	▲		-												

Table key	
▲	Significant improvement
△	Non-significant improvement
▪	No change
▽	Non-significant deterioration
▼	Significant deterioration

*Chenoweth (2014) compared effectiveness of three interventions: two single (PCC and PCE) and one combined (PCC and PCE implemented together)⁶⁹

**Pålsson (1996) tested difference between the two groups, found differences in either direction, but not significant either within or between groups, and we have reported this as "no difference"⁷⁸

but non-significant results. There were no significant negative differences and only three non-significant negative results. Patient outcomes were less likely to show significant differences, with only 5/17 (29%) showing statistically significant differences.

Studies of low methodological quality were more likely to report outcomes in favour of the intervention, with low methodological quality studies reporting a mean of 92% of outcomes in favour of the intervention (significant + non-significant positives) whereas higher quality (medium, high) studies report 55% of outcomes in favour of the intervention. While on average 76% of outcomes reported in studies of training interventions showed a statistically significant benefit, only 21% of outcomes for nurse support interventions were significant. Crucially no intervention has been evaluated more than once.

2.3.3.1 Effects on patient-based outcomes

Six care model intervention studies reported patient-based outcomes. Of these, three of showed statistically significant effects on a patient-based outcome. Of these, one was rated as high quality. In their CRT with 38 nursing homes, Chenoweth et al. reported that the person-centred care intervention had a significant positive effect on reducing patient agitation, but the combined intervention (person-centred care plus person-centred environment) reported in the same study showed a non-significant effect of increasing patient agitation.⁶⁹ This study fared poorly in terms of reporting of intervention description, meeting only 27% of criteria.

Three training intervention studies reported patient-based outcomes and of these, two showed a significant positive effect. One medium quality study reported significant positive effects on patient anxiety⁶⁵ and one low quality study reported a non-significant positive difference to patient satisfaction.⁶⁷ A low quality nurse support intervention study reported a non-significant improvement to patient satisfaction.⁸⁰

2.3.3.2 Effects on quality of care outcomes

Four training intervention and six care model intervention studies examined effects on quality of care outcomes. Of these, eight reported a statistically significant improvement in one or more outcomes. The combined person-centred care model intervention reported by Chenoweth et al. was associated with a significant improvement in quality of interactions, but although this finding is from a high quality study, conclusions are tempered by the lack of intervention description noted above.⁶⁹ In a CRT rated as high quality, authors reported a significant change in one dimension of quality of care following implementation of emotion-oriented care in nursing home settings, but the intervention description only met 35% of the criteria.⁷³ A medium quality evaluation of a relationship-enhancing programme of care in nursing homes reported significant improvements in relational care, care providers' relational behaviour and continuity of care.⁷⁴ A medium quality evaluation of empathy training for hospital nurses found no

difference in interpersonal support.⁶⁶ Other improvements in quality of care outcomes were reported by a range of low quality studies.^{60, 67, 68, 70, 82}

2.3.3.3 Effects on nurse-based outcomes

Seven training, six nurse support and three care model intervention studies examined effects on nurse-based outcomes and, of these, ten reported a significant improvement associated with the intervention. All of these ten studies were rated as low quality. Three medium quality studies investigated nurse-based outcomes but none showed significant differences.^{65, 66, 78} No high quality studies reported on nurse-based outcomes.

2.3.4 Feasibility findings

Findings from our analysis of feasibility issues and limitations documented in the reports of high and medium quality studies (n=6) are summarised here. The included studies were either experimental in the form of a cluster randomised controlled trial or quasi-experimental with before and after measurements of intervention and control groups, but no randomisation to groups. Papers varied in the feasibility findings they reported and in the limitations identified but all were able to identify where improvements could be made in future research of this kind.

Two studies in this sub-set were conducted in a hospital setting, both single-site hospital USA settings.^{65, 66} La Monica et al. conducted a cluster RCT in four cancer units (two medical and two surgical) to determine the impact of a nurse empathy training programme on patient outcomes (anxiety, depressions, hostility, satisfaction with care) and nurse outcomes (nurse empathy).⁶⁵ The study was not focused on older people, and patients too ill or confused to complete the questionnaires were excluded. Baseline data were gathered over a four week period, followed by a four week empathy training delivery period, followed by a four week follow-up assessment period. La Monica et al. reported that patients were not admitted for long enough to take part in both assessment periods of the study. Patient participation rate was reported to be 73% with reasons for non-participation including not feeling well enough, having as conflict with a treatment or personal schedule, being reluctant to rate the nurse, and generally not being interested. The research team also identified a number of issues with the outcome measures involving rating nurse empathy and satisfaction with care. They noted that patients consistently rated nurses' empathy higher than nurses rated their own empathy, and speculated that it may be psychologically threatening for patients to rate nurses and nursing care, particularly while still in need of care. In addition, at baseline and follow-up in both experimental groups, nurse and patient-rated empathy scores were close to maximum, implying a ceiling effect.

Searcy conducted a before and after study with an intervention group (one ward) and a control group (one ward) to determine the impact of a empathy education programme for hospital nursing staff on patient satisfaction with care, including perceptions of interpersonal support.⁶⁶ Baseline data were gathered over a six month period, followed by a two week training period (consisting of two one-hour sessions), followed by a six

month follow-up assessment period. The patient survey was mailed one week after discharge to all patients discharged from the two participating units. All patients were adults and no exclusion criteria, such as dementia, were reported. Survey response rate was reported as approximately 25%. Searcy reported that baseline ratings were high, implying a ceiling effect to the chosen measure, and also found that older patients rated higher satisfaction than younger patients.

Three studies in this sub-set evaluated the impact of care model interventions in care home settings in Australia, The Netherlands and Canada.^{69, 73, 74} All were focused on interventions targeted at improving care for older residents, with two particularly focused on dementia care.^{69, 73} One study involved different sets of residents in questionnaires and in observations.⁷⁴ The questionnaire subsample included people who were medically stable, able to understand English, and cognitively able to provide consent and respond to questions. Just five out of the original subsample (n=50) did not participate in the follow-up assessment period (ten months after intervention start), suggesting a relatively healthy subsample. The other subsample included people who required moderate to high levels of assistance with personal hygienic care. Residents recruited to this subsample were included in observations of care, carried out at baseline and follow-up. However, whether or not the subsamples in the two time periods were independent of each other was not reported, so attrition rates cannot be established. The two other care home studies reported high attrition rates. Chenoweth et al. retained 36 out of 38 nursing home clusters, and 305 out of 601 nursing home residents remained in study over eight months.⁶⁹ Most (73% of 296) attrition was due to residents dying. Finnema et al. reported that 132 eligible nursing home family members completed a second questionnaire 8 months following completion of a first questionnaire by 241 family members.⁷³ Forty-four people were not included in the second round because their relative had died.

Two of the care home studies used observations of care but neither study reported feasibility issues with the observations.^{69, 74} Feasibility issues were, however, more apparent when self-report and/or proxy questionnaires were used, especially when cognitive impairment was more severe. As noted above, McGilton et al. limited questionnaire distribution to relatively healthy residents, and did not report any feasibility issues.⁷⁴ Chenoweth et al. used a range of instruments to measure resident wellbeing, and concluded that a lack of association between the intervention and quality of life, and depression, may be attributable to the difficulty in measuring these constructs through self-report and/or proxy in this population.⁶⁹ Finnema et al. invited family members to complete a newly developed questionnaire but not all items were completed, suggesting a need for further development and piloting.⁷³

The final study in this sub-set investigated the impact of clinical supervision (a form of nurse support) on burnout, empathy and sense of coherence in district nurses in Sweden.⁷⁸ Improving the care of older people and/or people living with a cognitive impairment were not a stated focus of the study. Measures used were all deployed through a written questionnaire completed by staff. Thirty-three out of 39 district nurses

remained in the study over 28 months. The authors reflected that the high baseline nurse-reported empathy and sense of coherence, and low burnout, may indicate a ceiling effect to the selected outcome measures.⁷⁸ Empathy was measured using the Empathy Construct Rating Scale, also used by La Monica et al. in the hospital study reported above.⁶⁵ The finding in both studies that there may be a ceiling effect to measuring empathy in this way suggests a limited capacity to measure improvements in empathy over time.

Of the six studies, three reported it was not possible to mask nursing staff to experimental allocation.^{65, 69, 78} Two reported concealing experimental allocation from the research team.^{69, 74} Two studies deployed measures to control contamination of control conditions^{69, 74} and one study identified pathways through which contamination may have occurred.⁶⁶

Only Chenoweth et al. formally measured fidelity to the intervention, and they reported variation in implementation between clusters, suggesting that the time frame of the study limited implementation (post-intervention assessment was at six and fourteen months following planned start of intervention implementation).⁶⁹ In one of the two hospital studies, La Monica et al. reported that all eligible nurses attended the training but did not report if the training was delivered as planned.⁶⁵ They speculated that the follow-up assessment period may have been timed too early (four week assessment period following four week training period), and not allowed for the results of the training to embed into practice. In the other hospital study, attendance at training or any aspect of fidelity went unreported.^{66, 85} Searcy reported that staff attending the training fed back that two hours of training was insufficient. Pålsson et al., and McGilton et al. speculated that the intervention period may have been too short to effect change (10 months and 7 months respectively).^{74, 78} Pålsson et al. did not report if clinical supervision was delivered as planned but did report number and length of sessions, and attendance at sessions (74%).⁷⁸ McGilton et al. reported that the protocol was adhered to in intervention delivery and 70% of care providers and 50% of supervisors attended the whole programme.⁷⁴ Finnema et al. did not report assessing if the staff training and supervision was delivered as planned, but did use findings from a staff-self-assessment of nursing skills to infer that the observed increase in emotion-oriented skills meant that emotion-oriented care was applied more often than before.⁷³ Four studies speculated that the impact of the intervention may have been affected by other factors such as leadership support of the intervention and by other initiatives taking place at the same time as the intervention.^{65, 66, 69, 74, 78}

In summary, previous experimental and quasi-experimental work in this field has raised a number of potential feasibility issues that can inform future study design and implementation. Hospital settings presented a number of validity issues including a possible reluctance of patients to rate nurses negatively while still in receipt of care and/or a ceiling effect to empathy rating instruments deployed to date. One of the hospital studies did not include patients who were “confused” and the other relied on a post-discharge written survey, and so neither study illuminated how best to include people

with a cognitive impairment in care evaluations. Response rates were markedly higher for the study surveying people while still an inpatient than for the study surveying people post-discharge. In care home studies more inclusive of people with cognitive impairment, feasibility issues were identified with written questionnaires, and methods involving observations were not associated with feasibility issues. Most studies did not pay attention to fidelity of actual delivery to the planned intervention. Some studies reported that the intervention may have been delivered in too small a dose, and/or that follow-up assessment may have occurred too rapidly. Four studies speculated on the importance of a variety of contextual factors in affecting the implementation process but data were not gathered to enable in-depth exploration of this potential influence.

2.4 Discussion

This chapter aimed to provide an overview of the evidence base on the evaluation of interventions for compassionate nursing care. It began by reporting on the qualitative work in this field, work that has focused on relationship-centred approaches to improving care, interventions that we would classify as a combination of care model and staff support intervention types. These studies often provide detailed information about the intervention and its inherent mechanisms for change, and often include analyses of the factors enabling and inhibiting sustainable change. However they do not examine in depth the process of implementation itself and commonly pay only superficial attention to the influence of actors, networks and resources on the impact and sustainability of these interventions. In addition, as would be expected with a qualitative approach, there is only weak objective evidence of effectiveness of the interventions deployed in these studies in relation to impact on patient outcomes.

As identified in our systematic review, there is a wide range of intervention studies where compassion has been addressed in a variety of ways including through staff training, staff support or introducing a new care model. However, the overall strength of work in the field limits the conclusions that can be drawn to inform health care policy and practice. No study reported in the systematic review included sufficient detail of its intervention to enable replication and further evaluation. This state of play limits the capacity of nurses and others to include effective strategies in their own practice, but also limits the construction of a coherent evidence base to guide managers and practitioners in improving services.⁸⁶⁻⁸⁸

In relation to the nature and strength of the existing evidence base, overall quality of the evidence was low and it appears that the few higher quality studies are less likely to report positive results. No intervention was tested more than once and the majority of studies used before and after designs that are intrinsically weak. Patient-based outcomes were not routinely included, especially in relation to the evaluation of training interventions and nurse support interventions.

Our analysis did, however, highlight the feasibility issues associated with this field of research, that have formed the backdrop to the design and implementation of the study reported in subsequent chapters.

2.5 Conclusions

While there have been many published studies that appear to offer potential solutions to deficits in compassionate care, this is a body of literature that does not offer a definitive way forward for policy and practice in this important area of health care. This is especially challenging in a context in which the need for more compassion in health care is professed from national government to frontline practitioners. Greater conceptual clarity, better designed and reported interventions including a focus on implementation processes and evaluations using stronger research designs are urgently required.

To date, no evaluations of initiatives of this kind have enabled a robust assessment of the effectiveness of interventions on patient care, linked with the use of theory-based interventions reported with sufficient clarity to support optimal implementation, impact and sustainability. The study reported in the following chapters is the first stage in designing a rigorous mixed methods evaluation incorporating experimental design to understand what works best in improving care.

3 RESEARCH OBJECTIVES

This study aimed to assess the feasibility of implementing CLECC (Creating Learning Environments for Compassionate Care) in acute hospital settings; and to assess the feasibility of conducting a cluster randomised trial with associated process and economic evaluations to measure and explain the effectiveness of CLECC.

The objectives were:

1. To determine the feasibility of implementing the CLECC intervention and sustaining the resulting work practices.
2. To inform the design of a definitive evaluation of CLECC's effectiveness.
3. To inform the measurement of costs and benefits of CLECC in a definitive evaluation.

As will be detailed in the chapters that follow, the first objective focused on exploring the extent to which the planned CLECC intervention could be made workable and integrated into routine practice, to enable conclusions to be drawn about how it can be optimised in the future to support sustained compassionate care delivery in acute settings. The second objective focused on gathering data to inform the future measurement of the effectiveness of CLECC in supporting compassionate care delivery. The third objective focused on identifying the optimal methods for measuring the costs and benefits of CLECC.

4 METHODOLOGY

This chapter introduces the key methodological elements of the study, in particular the study design, feasibility parameters being tested and outcome measures assessed. Information is also given about patient and public involvement, ethical considerations and changes from original protocol. The study protocol can be accessed at <https://www.journalslibrary.nihr.ac.uk/programmes/hsdr/130748/#/>

4.1 Study design

This mixed methods study used two main approaches to assess feasibility: a process evaluation to enable evaluation of the feasibility of implementing the CLECC intervention, and a pilot pragmatic cluster randomized controlled trial to lay the foundation for a future evaluation of CLECC's effectiveness. The design draws on the Medical Research Council (MRC) guidelines for evaluating complex interventions.⁸⁹ The MRC guidelines highlight the importance of robust theory-based intervention design coupled with a thorough understanding of the mechanisms of change and the contexts in which implementation is possible. This design and evaluation is essential to undertake prior to and during evaluation of effectiveness, so that the impact of the intervention can be optimized, and so that eventual findings on outcomes can be explained by how change happened (or not). In addition, the guidelines also highlight the importance of detailed groundwork on implementation of experimental design and methods before a definitive evaluation of effectiveness is undertaken. This includes selection and testing of outcome measures; testing feasibility of proposed methods for recruitment, data collection and analysis; and calculations of effect size to inform future sample size calculations.

Areas of feasibility that merited study here included implementation of the CLECC intervention into practice, contamination of practices from intervention to control wards, extent of intra-ward clustering of outcomes, rates of participation and attrition, and the performance of the selected outcome measures. Through piloting these procedures on six wards in two English hospitals, this study aimed to reduce uncertainty in designing and executing a definitive evaluation. We aimed to test a range of parameters to provide an evidence base from which to make decisions about evaluation design to be implemented in other centres in a future trial, including CLECC implementation, feasibility of ward level randomisation, contributing to sample size calculation and selection of outcome measures.

The feasibility of implementing the CLECC intervention into practice was assessed through a process evaluation, using Normalization Process Theory as a framework.⁹⁰ Qualitative interviews with nursing staff and managers during implementation and follow-up phases, observations of learning activities, and ward leader questionnaires aimed to identify and explain the extent to which the CLECC intervention was implemented into practice, enabling an assessment of its workability and integration into

existing work practices. In addition, data were also gathered on the feasibility of conducting qualitative interviews with staff, patients and visitors to inform qualitative evaluation accompanying a future definitive trial, with the purpose of explaining trial outcomes.

An experimental design in the definitive evaluation is the most appropriate design to establish effectiveness.⁹¹ In order to prepare for a definitive multi-centre evaluation, we undertook a randomised pilot study to assess the feasibility and pilot procedures for a pragmatic, cluster randomised controlled trial (CRT) of effectiveness. In randomised pilot studies all or parts of the future trial are conducted on a smaller scale to see if it can be done.⁹² Given that the intervention was targeted at a group of staff rather than at the care of individual patients, cluster randomisation of staff and patients at nursing ward level was undertaken.⁹¹

Ward teams (i.e. clusters) were randomly allocated following baseline data collection to participate in the intervention or act as control. We theorised that implementing CLECC on four wards across two hospital sites was likely to provide sufficient diverse contexts within which its feasibility could be assessed, leading to further refinement where needed. The inclusion of a small number of control wards aimed to generate insight into the likely acceptability of randomisation in the main trial and differential compliance with study procedures between intervention and control.

The CLECC intervention was implemented over a four month implementation period on four wards from June 2015, with two wards acting as control. Outcomes were assessed at baseline (two months before intervention and before randomisation to groups) and four months after completion of the four month CLECC implementation period (that is, follow-up was eight months after randomisation). There is no single validated measure for compassionate care and we assessed its measurement across three complementary core outcomes: researcher-rated observations of the quality of staff-patient interactions, patient-reported evaluations of emotional care and nurse-reported measures of empathy. Baseline and follow-up data were also gathered on individual and ward team characteristics.

The economic component of the study aimed to explore how costs and benefits might best be measured in a definitive evaluation. Standard health technology assessment economic evaluations rely on patient based outcome measures, the feasibility of which was explored in this study by use of EQ-5D-5L (a health status measure) at ward level. In addition the study explored the likely costs of both the CLECC intervention (training) and its implementation (qualitative interviews with nursing staff on intervention wards).

Data collection took place between March 2015 and May 2016.

4.2 Process evaluation

The process evaluation aimed to identify and explain the extent to which the planned intervention was implemented into existing nursing practices, to enable conclusions to be

drawn about how CLECC can be optimised to support sustained compassionate care delivery in acute care settings. Normalisation process theory (NPT) was used to guide the process evaluation, shaping the interview topic guides and informing the framework for analysis.⁹⁰ NPT focuses on the dynamic processes that support the integration of innovative practices into everyday work, and so is a helpful way to evaluate what actually happens when complex interventions are introduced into practice, and how and why the desired outcomes are achieved (or not).⁹³ It explores social processes and the work that people do individually and collectively, in terms of cognitive and behavioural work. NPT has four core constructs: coherence – making sense of the intervention; cognitive participation – investing in the intervention; collective action – the practical work of implementation; and reflexive monitoring – modifying and embedding the intervention.⁹⁴ These constructs were used to define the areas that formed the focus for the evaluation.

The process evaluation focused on:

1. Exploring how and in what ways the new practice was initially received, how individually and collectively people practically conceptualise and make sense of it (coherence)
2. Assessing the degree of ownership of and participation in the new practice by key individuals and teams (cognitive participation)
3. Identifying the work that individuals and teams do to enact the new practice (collective action)
4. Exploring the perceived impact of the new practice on staff work and on patient outcomes (reflexive monitoring)

Exploration of these areas was aimed at informing conclusions about how CLECC could be optimised for impact and sustainability beyond the implementation period.

4.3 Pilot CRT outcome measures

There is no single validated measure for compassionate care and we assessed its measurement across three complementary core outcomes at cluster level and individual participant level: researcher-rated observations of the quality of staff-patient interactions, patient-reported evaluations of emotional care and nurse-reported measures of empathy.

4.3.1 Quality of staff-patient interactions

The quality of staff-patient interactions was assessed using the Quality of Interactions Schedule (QuIS). QuIS is a time sampling tool that measures both the volume and quality of interactions, through observation, enabling a calculation of how many patients experience one or more negative interactions during an observation session.⁴¹ QuIS interactions between staff and patients are coded as positive social, positive care, neutral, negative protective or negative (Table 4).

Table 4 Definitions of Quality of Interaction Schedule (QuIS) categories⁴¹

CATEGORY	Explanation
Positive social	Interaction principally involving ‘good, constructive, beneficial’ conversation and companionship.
Positive care	Interactions during the appropriate delivery of physical care.
Neutral	Brief, indifferent interactions not meeting the definitions of the other categories.
Negative protective	Providing care, keeping safe or removing from danger, but in a restrictive manner, without explanation or reassurance: in a way which disregards dignity or fails to demonstrate respect for the individual.
Negative restrictive	Interactions that oppose or resist peoples’ freedom of action without good reason, or which ignore them as a person.

While other observational tools have been developed for educational and service improvement purposes, they have not been validated as research instruments. QuIS has been used in a number of studies in NHS acute care settings for service improvement and evaluation, including use by the Health Advisory Service in their seminal evaluation “Not because they are old”.⁹⁵ Other work has demonstrated that it is sensitive to changes in service quality.^{41, 96, 97} The selection of this outcome reflects a concern to measure patient-based outcomes rather than, as is often the case in compassionate care intervention evaluations, staff-based outcomes or process measures.¹⁵ Because it does not require any capacity to perform by patients, it is also potentially inclusive of people who would usually be excluded from research, for example, people with dementia, people who do not speak English, people with communication difficulties.

Inter-rater reliability studies for QuIS have generally reported high levels of agreement, but these studies largely tested reliability by asking a second rater to categorise interactions based upon written descriptions by the first observer.⁹⁸ In contrast, Dean et al. tested rating reliability between two observers present during interactions (in a long term care setting), and found agreement was more variable than reported in other studies, although still acceptable (kappa 0.60-0.91).⁴¹ Prior to our own work, no other studies have examined QuIS’s reliability in acute care settings using a method similar to Dean et al.’s. No studies prior to our own research in acute care have directly demonstrated a relationship between QuIS ratings and patient experience.

QuIS was originally designed for long term settings, and so extended acute care definitions of the original five QuIS categories were developed (Table 4) and tested for their validity and reliability by the team in early piloting work, together with guidance for using the instrument in acute care and an associated training protocol (Appendix 3 **Error! Reference source not found.**).⁹⁸ The results from this early work are reported in 9.2.1 below.

4.3.2 Patient-reported evaluations of emotional care

Patient-reported evaluations of emotional care were measured using the Patient Evaluation of Emotional Care during Hospitalisation (PEECH) survey tool. While a number of survey instruments are now available that measure patient experience, most are limited in their capacity to assess patient experiences of the more complex relational aspects of care.⁹⁹ Designed to address this gap, the PEECH focuses on the nature of interpersonal interactions with hospital staff and patient-reported assessment of the extent to which therapeutic emotional care has occurred.^{100, 101} Originally developed in Australia, PEECH has since been validated for use in English hospital settings, and can be completed by patients during a hospital stay with or without assistance.⁹⁹ The subscales are security, knowledge, personal value and connection. PEECH is sensitive to changes in service quality and in ward environment.¹⁰²

4.3.3 Nurse-reported empathy

Nurses' self-reported empathy was measured using the Jefferson Scale of Empathy (JSE)(Physician/HP version), a 20 item inventory in a 7-point Likert-type format ranging from Strongly Disagree to Strongly Agree with higher scores reflecting a more empathic orientation.¹⁰³ Whilst caregiver empathy is recognised to be an important component of compassionate care, JSE is the only scale focusing on this concept that is designed for use in patient care contexts. Developed and validated for use by health care workers, including nurses, the scale is sensitive to changes in individual empathy over time and context.^{104, 105}

4.4 Ward team characteristics

Baseline and follow-up data were also gathered to enable a description of the characteristics of the ward nursing teams involved in the study. These included qualitative interviews with nursing staff and the administration of a number of instruments through written survey. We assessed staff local working climate using Climate for Care (CC) and Factors that Enable Climate for Care (FECC) questionnaires, 39-item and 19-item questionnaires with answers on a 5-point Likert scale developed as part of a toolkit from an NIHR-funded project measuring culture change and quality of NHS acute hospital care for older people, with the ability to identify distinct nursing team climates.²⁵ We also administered the Matron's Assessment of Quality of Care (MAQC) and the Carer Experiences of Care questionnaire from the same toolkit. We assessed nursing staff perceptions of workload using items from the International Hospital

Outcomes Study battery (IHOS)^{106, 107} including: (i) enough nurses on staff to provide quality patient care, and (ii) ratings of core care activities which were deemed necessary but left undone. This survey has been widely validated internationally and subjective ratings from it correlate with objective measures of both staffing and quality. We also measured levels of nursing staff burnout using the 22 item Maslach Burnout Inventory (MBI).¹⁰⁸

4.5 Pilot CRT randomisation

Ward teams (i.e. clusters) were randomly allocated following baseline data collection to participate in the intervention or act as control. Randomisation was stratified by hospital and by ward type (medicine for older people (MOP) or surgical). Randomisation was accomplished using the `ralloc` command in Stata and conducted by the study statistician.¹⁰⁹ We planned for three wards (one surgical and two MOP) in each hospital. Wards were allocated to achieve two intervention and one control in each hospital, with one of the surgical wards allocated to intervention and the other to control. This strategy was to ensure that intervention implementation could be tested in two ward contexts in each hospital, and also to ensure that we gained experience of intervention and control conditions in both MOP and non-MOP ward specialties. We performed simple randomisation. First, we allocated the surgical wards to control or intervention. The MOP wards of the hospital with the surgical ward allocated to control were both intervention wards and therefore, we did a second randomisation to allocate the MOP wards in the second hospital to intervention or control.

4.6 Pilot CRT allocation concealment

Ward teams (i.e. clusters) were identified and recruited before randomisation. Clusters were randomly allocated to group following baseline data collection by team members not involved in data collection. At follow-up, researchers conducting observations of the quality of staff-patient interactions were recruited from outside of the core research team and not informed of allocation. Researchers gathering questionnaire data at follow-up and involved in qualitative interviewing were aware of ward allocation. It was not possible to conceal allocation from ward team nursing staff. Patients and visitors were not informed of allocation. The success of allocation concealment was tested as part of the feasibility work.

4.7 Progression to a definitive evaluation

As outlined above, the study was designed to lay the groundwork for a future definitive evaluation of the CLECC intervention. In the first instance, we planned that the process evaluation would enable an assessment of the CLECC intervention's workability and integration into existing work practices, providing important information to guide its further refinement and implementation. Secondly, findings from the study would enable assessment of the feasibility of a future definitive evaluation against a number of

important parameters. Results from the assessment of these parameters would then inform the design and implementation of a definitive evaluation including sample size, level of clustering and selection of outcome measures.

The study took place on busy acute care wards and our target samples included frontline nursing staff and patients and visitors during the period of their hospitalisation. We set an explicit goal of maximising the participation of patients often excluded from research, that is, older people with complex needs including cognitive impairment and communication difficulties, as it is often people with these characteristics in greatest need of compassionate care. The study enabled us to develop and test a number of approaches to successful recruitment and participation. However, there is little in the literature to guide the recruitment of these groups in acute care settings, especially in relation to experimental studies. It was therefore not possible at the outset to fully quantify the study's success criteria in relation to the number of patients or staff to be recruited. We instead set target recruitment rates which were reviewed and refined as data were collected and analysed.

The success criteria set for the study were:

1. Completion of process evaluation into CLECC's workability and integration into existing work practices, sufficient to inform refinement and future implementation, and to inform future process evaluations.
2. Recruitment of sufficient wards (n=6) to assess the feasibility of a cluster randomised trial design to inform the design of a definitive evaluation, including information on participation and attrition rates, blinding strategies, mitigation of contamination, baseline rates and intra-cluster correlations for core outcomes, data collection and analysis procedures.
3. Recruitment or refinement of target numbers of staff, patients, carers to enable collection of data estimated to be sufficient to inform the selection and use of primary and other outcome measures in definitive evaluation.

Study progress against success criteria was externally monitored by the Study Steering Committee. A Study Advisory Group advised on CLECC intervention implementation and a Patient and Public Involvement (PPI) Group also advised the study team.

4.8 Patient and public involvement (PPI)

Our consultative patient and public involvement (PPI) work over three years on this topic confirms public recognition of the need for research of this kind and that it addresses a topic of primary concern to the general public.

We have consulted with service users about this research since 2013, while we developed the CLECC intervention and throughout this feasibility study. We recruited older members of the public who had experienced a hospital admission, or had been a carer of someone who had experienced a hospital admission. A PPI group (n=5) started meeting

in February 2013 to help develop the application and plan staff training for the feasibility study, and two members sat on the Study Steering Committee. A leading figure from national Age UK (Lesley Carter) also sat on our Study Advisory Committee. The initial PPI group input helped identify priorities for the research outcomes, clearly showing that improvements to compassion in hospitals, and involvement of patients and family in care were important outcomes for the PPI group. They also advised on development of the CLECC intervention and its evaluation. Changes made as a result of PPI input include: extending classroom sessions (part of CLECC intervention) to include registered nurses as well as care assistants, developing researcher guidance on approaching family carers to participate in research, and developing ways to include people with communication difficulties. We also included PPI input in training our core research team. One of our PPI representatives (Jan Gollop) provided half day of training to research team members on conducting research on people with dementia. Her expertise from caring for her husband with severe dementia, and from her network of other carers, and experiences visiting hospitals gave her a unique insight into what researchers needed to know.

We also held a public consultation event in November 2015 to get feedback on the work to date, test our plans for definitive evaluation and recruit more PPI input. People who attended this event (n=6) provided advice regarding the dissemination of feasibility findings, which informed the dissemination plan for both the feasibility study and the definitive evaluation proposed as the next step. People who came discussed the “value” of a definitive study of CLECC, in particular its value for money in times of austerity, and concluded that compassion in hospitals was of such personal significance that a definitive evaluation did merit funding. These consultations have confirmed strong public support for the CLECC programme of work. The study addresses a topic of primary concern to the general public and our consultees have demonstrated very strong support for this work. Involving PPI representatives from both hospital sites has been particularly helpful in involving members of the public whose locality and experiences of the hospital in question help ensure not only patient involvement but local involvement.

4.9 Ethical considerations

Our concern in this study was to keep the best interests of participating patients, visitors, and NHS staff at the centre of what we did. We included a number of measures to help ensure this and carefully consulted with our PPI group and nursing representatives about our proposals over a two year period. We aimed for a proportionate approach that did not place undue burden on participants at any part of the process and also represented what we judged to be achievable as a research team working within limited resources. There was also the opportunity to pilot and adapt procedures within the feasibility framework.

One key ethical issue was the recruitment of and proposed data collection from patients, staff and visitors at what can be an already stressful time. We addressed this by developing concisely written information accompanied by verbal explanation and the chance to ask questions. We ensured we included in written and verbal information the clear statement that people were not obliged to take part and their care or treatment would

not be affected in any way if they declined to take part or withdrew. We allowed people as much time as they needed to make their mind up about taking part. We ensured research team members had the skills to identify distress caused by recruitment and/or data collection processes and had clear plans of action to follow if this happened.

Another ethical issue was the desire to include people who lacked the capacity to make the decision to take part in the research. This is important because this group is often excluded from research and yet evidence suggests that they are most vulnerable to not experiencing compassionate care. We developed and implemented clear procedures to ensure that the principles of the Mental Capacity Act and process consent were adhered to.^{110, 111}

A further potential issue was the participation of ward staff as research subjects and the concern that may be raised about their rights to refuse to take part or to withdraw from the study. Our communication strategy aimed to ensure that everyone who should know about the study was informed about it and their right to not take part. Researcher training emphasised issues relating to the anonymity of staff, visitors and patients. Clear procedures were developed to guide the reporting of unsafe practice.

Ethical approval for the study was granted by the national Social Care Research Ethics Committee (REC) 14/IEC08/1018 in December 2014. We originally applied for NHS Research Ethics Committee approval but were advised by the manager for the local REC that the study did not merit NHS REC scrutiny because the proposed intervention was not clinical. We appealed this decision but it was upheld by the Health Research Authority regional manager. We requested an alternative but equivalent form of review and were referred to the Social Care Research Ethics Committee.

4.10 Research team and training for data collection

The core research team involved in data collection were the Chief Investigator (JB), Research Fellow (LG), Senior Research Assistant (HB), Research Fellow (WW) and Research Assistant (PL). They conducted the qualitative interviews and were supported in screening, recruitment and data collection by others. Research nurses and clinical trials assistants (n=18 over the course of the whole study) at the participating NHS Trusts screened and recruited patients for observations. Research nurses, clinical trials assistants and 8 other research assistants screened and recruited patients and visitors for the questionnaire survey and then helped to complete questionnaires when this was needed. Core team members and research assistants undertook the patient observations. All staff involved in the research received classroom and field training, as set out below.

Recruiting for patient observations: 4 hours classroom and 4 hours field.

Conducting patient observations: 4 hours classroom and 6 hours field.

Recruiting for and conducting patient and visitor questionnaires: 4 hours classroom and 2 hours field.

4.11 Changes from original protocol

Two key changes were agreed with Study Steering Committee and implemented. The first change was to the target sample sizes specified for questionnaire surveys with nursing staff, patients and visitors. This was made after baseline data collection when the feasible recruitment rates became clear. The two tables below illustrate original and revised target recruitment rates.

Table 5 Target recruitment rates (original protocol)

	Qualitative	Observations at baseline	Observations at follow-up	Questionnaire survey at baseline	Questionnaire survey at follow-up
Nursing staff	30	-	-	252	252
Patients	12	120	120	252	252
Visitors	12	-	-	96	96

Table 6 Target recruitment rates (revised)

	Qualitative	Observations at baseline	Observations at follow-up	Written survey at baseline	Written survey at follow-up
Nursing staff	30	-	-	84	84
Patients	12	120	120	96	96
Visitors	12	-	-	30	30

The second change was to the economic evaluation. As the study progressed and the membership of the health economics team developed, it became clear that the health economic dimension to the evaluation would be a more helpful foundation to the definitive evaluation if it focused on how the costs and benefits of CLECC could be measured in a future definitive evaluation.

The original study objective related to economic evaluation was:

To estimate the costs of the intervention and quality of life.

This was changed to:

To inform the measurement of costs and benefits of CLECC in a definitive evaluation.

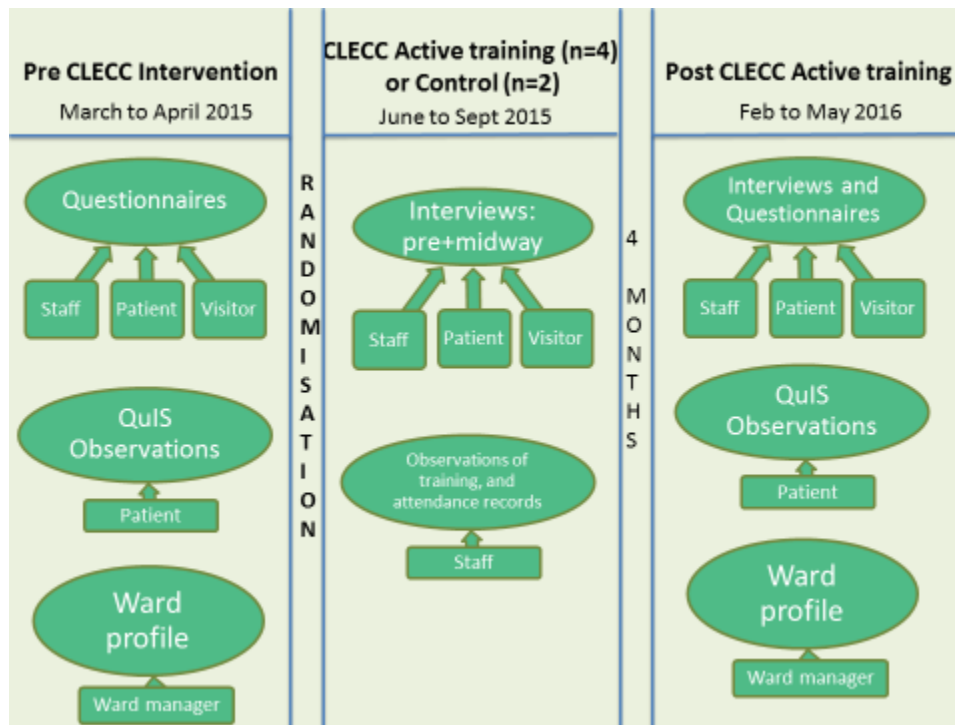
4.12 Chapter summary

This chapter has included information on the study design, feasibility parameters being tested and outcome measures assessed. Patient and public involvement, ethical considerations and changes from original protocol have also been explained.

5 DATA SOURCES

This chapter presents information on sampling, recruitment, and data collection. Data collection took place between March 2015 and May 2016. Figure 3 presents an overview of which data were gathered when. Each of the methods reflected is described in detail below.

Figure 3 Data collection overview



5.1 Ward sampling and recruitment

Six ward teams were included in the study. The sample size was determined by funding availability and the plan to run the study in at least two hospital organisations, and at least two ward specialties. Our previous research had highlighted the importance of organisational and ward context in determining nurses' relational capacity, and this informed a sampling strategy aimed at diversity.¹⁴ Senior nurses at two English NHS Trusts were invited, on behalf of their organisations, to take part in the study and agreed. They were invited to nominate three acute in-patient units each to take part in the study. They were guided to select three adult in-patient wards in each Trust with the highest proportion of patients aged 65+ years. In both trusts, wards with the highest proportion of older patients were medicine for older people, so to aid diversity of the sample, we

also specified that one of the wards needed to be a surgical ward with a high proportion of older patients. Senior nurses were also encouraged to include those wards perceived as less effective in their general performance in addition to those perceived as high performing wards, because there is a need to know if interventions of this kind can also work in contexts in which staff may not recognise the potential benefits of the intervention and/or do not prioritise improving compassionate care.

Critical care units were not eligible for inclusion, as previous research indicates that nurses' experiences of providing relational care in critical care environments is very different to more general wards.¹⁴ Wards were also excluded if the departure of the ward leader was anticipated in the subsequent 6 months of attempted recruitment, as stable ward leadership was theorised to be an important influencing factor on implementation.

Following the circulation of written information about the study, the chief investigator met with the ward leader for each of the nominated wards. They were given a verbal explanation about the study and a chance to ask questions and discuss the implications of taking part. At the close of the discussion, they were invited to put their ward forward for the study or not, or, if they preferred, to take more time to make their mind up.

Once the wards were recruited, all nursing staff including registered nurses (RNs) and health care assistants (HCAs) employed to work in the participating ward teams were eligible to take part in the study and recruitment processes were designed to maximise their inclusion. Meetings with ward leaders were designed to inform staff about the study. Researchers also offered to visit the wards to talk to the teams about the study and this took place on three wards. Written information sheets about the study were also given to ward leaders to distribute to staff. Posters about the study were displayed on the participating wards in public and staff areas.

Addressing the process evaluation and the pilot CRT in turn, the following sections outline sampling, recruitment and data collection.

5.2 Process evaluation

The process evaluation aimed to identify and explain the extent to which the planned intervention was implemented into existing nursing practices on the four intervention wards. Data were collected using a variety of methods in order to gather insights into different aspects of implementation from different viewpoints. The methods used were:

1. Quantitative ward profile data generated by each ward leader at the outset of the intervention.
2. Qualitative interviews with nursing staff and ward leaders from the participating wards, the Practice Development Nurses (PDNs) leading CLECC implementation, matrons overseeing the wards and hospital senior nurses.
3. Field notes made by PDNs delivering the intervention.

4. Observations of a sample of CLECC classroom training days and CLECC action learning sets for ward leaders.
5. Quantitative records of training delivered

Data were collected between May 2015 and May 2016 to capture the period just the implementation period, with follow-up for up to 12 months. Three main phases were used to guide the scheduling of data collection: T1 (baseline/early CLECC active training) (May-August 2015); T2 (mid to late CLECC implementation period)(July-October 2015); T3 (after implementation period)(October 2015-May 2016).

5.2.1 Process evaluation sampling and recruitment

All members of the participating nursing teams, including RNs and HCAs were eligible to take part in the qualitative interviews and were invited to take part through posters, presentations and emails. We purposively sampled from those who volunteered to capture variations in staff grade and ward. Written consent was sought for the staff interviews and staff were given information about not being obliged to take part and their right to withdraw their consent at any time. We offered a payment of £15 shopping vouchers to individual staff who completed an interview. Individuals recruited early in the study were invited to a second and third interview so that variations over time could be tracked. Where such individuals could not be contacted or declined further interviews, new individuals were recruited at the same grade and from the same ward to ensure variation by ward and grade was maintained. All four ward leaders and two practice development nurses (PDNs) leading CLECC implementation were also invited to three interviews each. At the final interview round, all three matrons overseeing the participating wards and two further people in more senior nursing roles in the Trust were invited to be interviewed.

5.2.2 Process evaluation data collection

5.2.2.1 Ward profile

Contextual data were gathered on intervention and control wards through the completion of a ward profile questionnaire by the ward leader (or other senior nurse on the team). These ward level data included physical layout, specialty, bed occupancy, staffing, sickness rates, agency usage, turnover and shift length. These data were gathered at baseline phase and updated at follow-up phase.

5.2.2.2 Qualitative interviews

One-to-one face-to-face qualitative interviews were undertaken in three phases as outlined in 5.2 above. All but two participants opted to use a hospital meeting room for the interview. Two participants chose to be interviewed away from the hospital site. The interview schedules were designed to capture individual views and experiences, and reflect the key NPT concepts of: coherence, cognitive participation, collective action and reflexive monitoring. T3 interviews with intervention ward staff also included questions on resource implications of CLECC for the purposes of the economic evaluation.

Schedules reflected the implementation stage at time of interview. Appendix 4 shows examples of interview schedule. The interviews lasted on average 46 minutes (range= 17-70 mins). Interviews were audio-recorded, transcribed verbatim, and transcripts checked for accuracy by the interviewer.

The two PDNs kept detailed field notes of their experiences of delivering the intervention.

5.2.2.3 Observations of training activities

A researcher observed a sample of CLECC classroom training days and ward leader action learning sets. Data were collected using unstructured non-participant observation, using event sampling, that is recording observations of a set event rather than at regular periods over time.¹¹² The use of observation allowed for verbal and non-verbal interactions to be recorded in the form of field notes. The researcher adopted the role of complete observer and did not participate in the learning activities.¹¹³ These observations were intended to complement the interview findings and the quantitative records of training delivered.

5.2.2.4 Quantitative records of training delivered

We also explored the feasibility of gathering data on the amount of training delivered through a register of attendance at classroom training and action learning sessions, and a quantitative record of ward cluster discussions, reflective group discussions and cluster discussions.

5.3 Pilot cluster randomised trial (CRT)

There were two main data collection phases for the pilot CRT and data were gathered from patients, staff and visitors. To enable us to gather data on baseline characteristics and assess against the selected outcomes, we used the following methods:

- Observations of staff-patient interactions using Quality of Interactions Schedule (QuIS)⁴¹
- Patient questionnaire survey comprising Patient Evaluation of Emotional Care in Hospital (PEECH), PPE-15 to measure general care quality, EQ-5D-5L and participant demographic details.⁹⁹⁻¹⁰¹
- Nursing staff questionnaire survey comprising Jefferson Scale of Empathy (JSE), Maslach Burnout Inventory (MBI), Climate for Care, Factors that Enable Climate for Care, selected items from International Hospital Outcomes Study battery (IHOS) and participant demographic details.^{25, 103, 106-108}
- Visitor questionnaire survey comprising Carer Experiences of Care (CEC) and participant demographic details.²⁵
- Matron questionnaire survey comprising Matron's Assessment of Quality of Care (MAQC).²⁵

- Ward leader ward profile
- Qualitative interviews with nursing staff

Copies of the questionnaires used are available on request.

We also piloted qualitative interviews about relational care on the wards with a small number of patients (n=12) and visitors (n=12) to inform a future process evaluation. An overview of method and findings from the patient and visitor qualitative interviews is reported in Appendix 5.

Following baseline data collection in March and April 2015, the ward teams were randomised to intervention or control conditions. The CLECC intervention was implemented on four of the six wards from June 2015, starting on each ward with a four month implementation period. Follow-up data were collected on all six wards during February and March 2016.

5.3.1 Pilot CRT recruitment

The procedures outlined here mirrored our envisaged procedures for a definitive trial. Opportunity was taken during the feasibility study to evaluate these procedures and further develop them when needed. Pre-screen and screening logs were developed to enable assessments of:

- The timeline of the introduction, approach, discussion and consent process
- The number of people assessed for eligibility
- The number of people approached to join the study
- The number of people recruited into the study
- The number of declined offers and the reasons for these decisions
- Participation rates of older patients and patients with cognitive impairment
- The achievement of targets.

5.3.1.1 Patient recruitment to observations

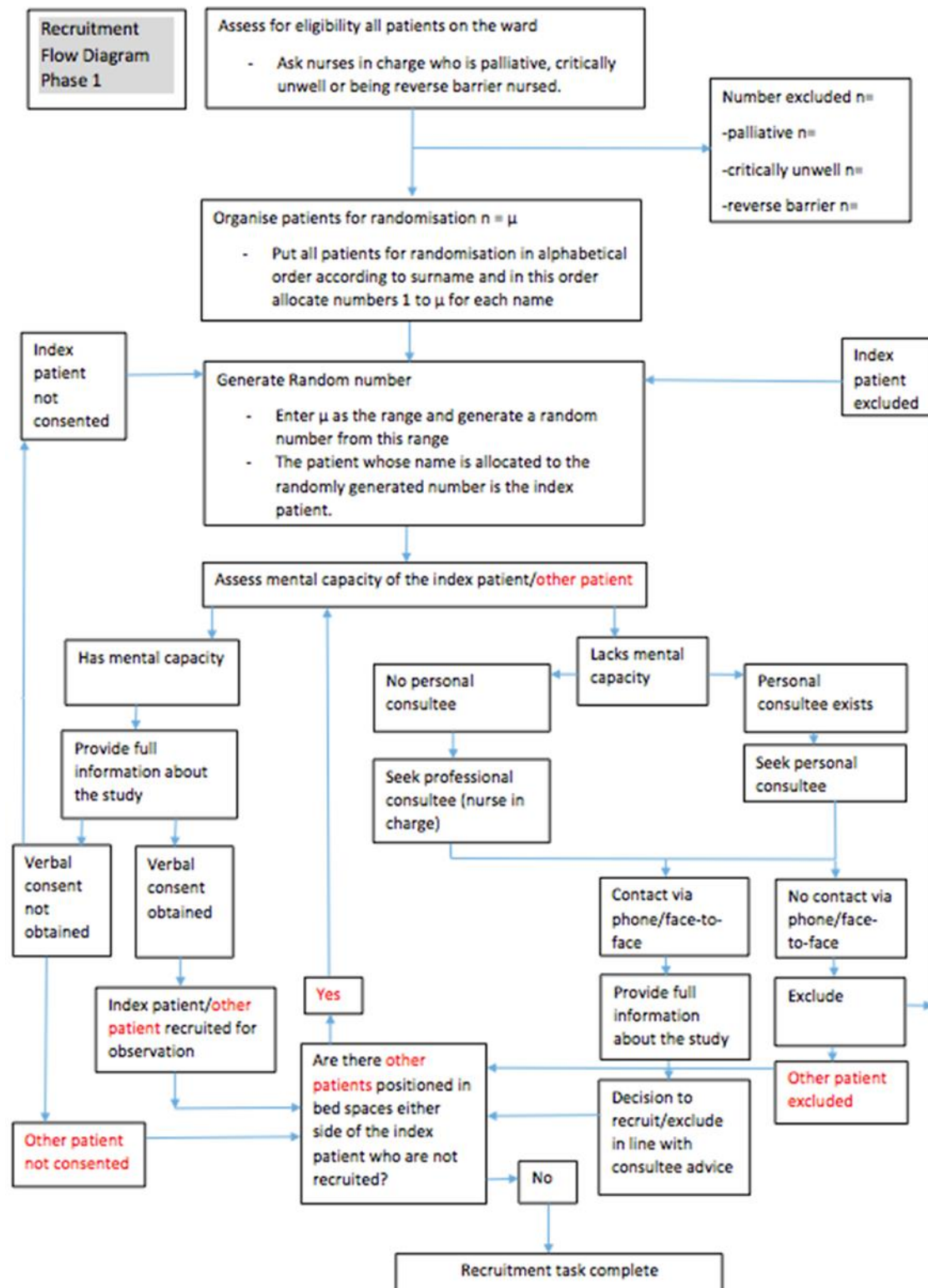
All adult patients on participating wards were assessed for eligibility to be included in observations of care. Patients were excluded if they were unable to communicate their choices about taking part in the research and a consultee (as defined by the Mental Capacity Act) could not be consulted. Patients who indicated either verbally or non-verbally that they do not wish to take part were excluded, as were patients who were unconscious or where there were clinical concerns that may preclude them from being approached. Clinical reasons for exclusion included, for example, if people were critically ill, at the end of life, or isolated because of high infection risk.

The patient sample for observations was determined by randomisation. Up to 24 hours in advance of each scheduled observation, all eligible patients on the ward at the time an observation was scheduled were identified. Patients were placed in a list in alphabetical

order of names and each patient was then allocated a number in sequence. A random number generator was then used to select an index patient from the pool of eligible patients.

Each index patient was then approached and informed (verbally with accompanying written information and with aids where needed) about the planned observations. Recruiting researchers were trained to be person-centred and patient, allowing sufficient

Figure 4 Recruitment process for observations



time for successful communication, and to make environmental modifications to optimise communication. If the index patient indicated verbally or non-verbally that they were happy for the observation to proceed, other eligible patients in the researcher's field of view were approached, informed about the planned observations, and if they indicated they were happy for the observation to proceed their care was included in the observations. We did not ask for written consent from patients, but consent was instead recorded by the researcher. If the index patient declined to take part, another index patient was randomly selected, and approached and invited as before. The observations proceeded with data being collected on interactions with all patients who had agreed that the observations could proceed. Where an assessment was made that a potential participant did not have capacity to make a decision about taking part in the research, advice was sought from a consultee, in line with the requirements of the Mental Capacity Act. Figure 4 outlines these processes.

5.3.1.2 Patient sample and recruitment to questionnaire survey

An adapted census approach was used with the patient questionnaire survey. Researchers aimed that all eligible patients on the ward on the scheduled day for questionnaire data collection would be invited to complete a questionnaire. Questionnaire data collection days were planned in advance for each ward to ensure researcher availability but timing of planned data collection during that day meant that patients would be least likely to be involved in other activities such as washes, mealtimes or doctor's rounds. Before distributing questionnaires, researchers ascertained with the nurse-in-charge which patients were able to be directly approached by a researcher to complete the questionnaire. Patients were excluded who were critically ill, in receipt of palliative care, or at high infection risk. All eligible patients were then approached and assessed further for eligibility, particularly mental capacity. If the researcher was able to confirm eligibility, patients were informed about the research and invited to take part.

5.3.1.3 Staff sample and recruitment to questionnaire survey

We planned a census approach to the nursing staff survey in that all RNs and HCAs employed to work in the participating ward teams would be invited to complete a nursing questionnaire. Ward leaders were asked to provide a list of RNs and HCAs employed to work on their ward. Nursing questionnaires were then placed into individually named envelopes and given to ward leaders to distribute to staff.

5.3.1.4 Visitor sample and recruitment to questionnaire survey

An adapted census approach was used with the visitor questionnaire survey. Researchers aimed that all eligible visitors on the ward on the scheduled day for questionnaire data collection would be invited to complete a questionnaire. Questionnaire data collection periods were planned in advance to ensure researcher availability but also to coincide with visiting time on the individual wards. No exclusion criteria were set for visitors and so any visitors on the ward at the time of a data collection period were approached, informed about the research and invited to take part.

5.3.1.5 Staff recruitment to qualitative interviews

In addition to the qualitative interviews conducted as part of the process evaluation (that focused on CLECC intervention implementation), intervention and control ward nursing staff members were also interviewed about ward characteristics, specifically relational care, teamwork and leadership at baseline and follow-up. The purpose was to provide summary baseline data of group characteristics to inform the pilot CRT. Intervention ward staff recruited to interviews as part of the process evaluation were also questioned about these characteristics during their interviews (see 5.2.1 and 5.2.2.2). A sample of control ward staff was also sampled and recruited in the same way, with their interviews focusing solely on relational care, leadership and teamwork. All RNs and HCAs on control wards were eligible to take part in the qualitative interviews and were invited to take part through posters, presentations and emails. We purposively sampled from those who volunteered to capture variations in staff grade and ward. Written consent was sought for the staff interviews and staff were given information about not being obliged to take part and their right to withdraw their consent at any time. We offered a payment of £15 shopping vouchers to individual staff who completed an interview. Individuals recruited at baseline were invited to a second interview at follow-up. Where such individuals could not be contacted or declined further interviews, new individuals were recruited at the same grade and from the same ward to ensure variation by ward and grade was maintained.

5.3.2 Pilot CRT data collection

5.3.2.1 Observations

All interactions with eligible patients over a two hour observation session were directly observed and coded by a trained researcher. Data gathered included the quality, length and frequency of all interactions between participating patients and staff during each observation session. Data collection was guided by a protocol for use of Quality of Interactions Schedule (QuIS) in acute settings developed in earlier feasibility work.⁹⁸ Contextual data were also gathered on the session (number of patients on the ward, staffing levels and skill mix), on the patients (age, gender, evidence of cognitive impairment, agitation at outset of interaction) and on individual interactions (including number of staff, staff type, and content of interaction). Patients were assessed as having cognitive impairment in a number of ways although the research team did not have access to patient records at baseline and so could not look for evidence in the records. Clinical staff were asked about cognitive status before patients were approached. In some cases there was an indicator by the bedside. For instance, in one hospital patients with a known dementia diagnosis would have a magnetic flower mounted on the board by their bed to provide clinical staff with a subtle sign of their cognitive status. If such an indicator was present, this was recorded as evidence of cognitive impairment. In other cases, the researcher would detect signs of impairment as they talked to the patient or during the period of observation.

The platform developed and used for data collection was the Quality of Interactions Tool (QI Tool), a tablet-based interface developed during the feasibility study that enables users to enter data in real-time for subsequent wireless upload to an encrypted central database (see Appendix 6).

At each assessment period, researchers observed during time periods (10 x 2 hour observation sessions per ward per 3 week assessment period) randomly sampled over a three week period from Monday-Friday, 8.00 a.m.-10.00 p.m. Observation sessions were balanced between wards and time of day. Follow-up data collection was conducted by researchers blinded to ward allocation.

5.3.2.2 Patient questionnaire survey

Questionnaire responses were written on a hard copy of the questionnaire. If patients agreed to complete a questionnaire, the researcher offered help with completing it and, if the patient was willing, the questionnaire could be completed straightaway taking as much time as was needed or at a later point in time depending on patient preference. The length of time questionnaire completion took was recorded on each survey. Patients were offered the option of help with interview completion to increase response rates and whether or not this offer was taken up was also recorded.

5.3.2.3 Staff questionnaire survey

Questionnaire responses were written on a hard copy of the questionnaire. A postbox was placed on each ward for staff to return their completed questionnaires. Research team visits to the ward and email feedback to ward leaders on completion rates were designed to encourage questionnaire completion. In addition a prize of shopping vouchers was offered to the team in each hospital with the highest completion rate at each assessment period.

5.3.2.4 Visitor questionnaire survey

Questionnaire responses were written on a hard copy of the questionnaire. Completed questionnaires were gathered in by hand by the researcher.

Completed questionnaires were collated and then individual responses were entered onto SPSS database followed by 100% verification of data entered.

5.3.2.5 Matron questionnaire survey and ward leader ward profile

Matrons overseeing participating wards were emailed a survey, invited to complete it and email or post it back to the research team. Ward leaders were emailed a copy of the ward profile for completion and invited to email or post it back when completed. Ward leaders were also offered help with completing the profile from the research team.

5.3.2.6 Nursing staff qualitative interviews

One-to-one face-to-face qualitative interviews were undertaken with nursing staff from intervention and control wards as outlined 5.3.1.5 with the purpose of gathering

qualitative data on baseline group characteristics. All participants opted to use a hospital meeting room for the interview. The interview schedules were designed to capture individual views and experiences as a member of their ward team, and focused on relational care, leadership and teamwork. The interviews lasted on average 46 minutes (range= 17-70 mins). Interviews were audio-recorded, transcribed verbatim, and transcripts checked for accuracy by the interviewer.

5.4 Economic evaluation

The economic evaluation drew on two main data sources outlined above. These were EQ-5D-5L data from patient questionnaires and qualitative interview data from staff that focused on resource implications of CLECC. In addition, the cost of providing CLECC as an intervention was explored.

5.5 Chapter summary

This chapter has provided information about the key data sources used to address the study objectives, in particular sampling, recruitment and data collection in relation to the process evaluation, the pilot CRT and the economic evaluation. The following chapter provides detail on data analyses.

6 DATA ANALYSIS

This chapter outlines methods used for analyses of the process evaluation, pilot CRT and economic evaluation. To re-iterate, the study objectives were:

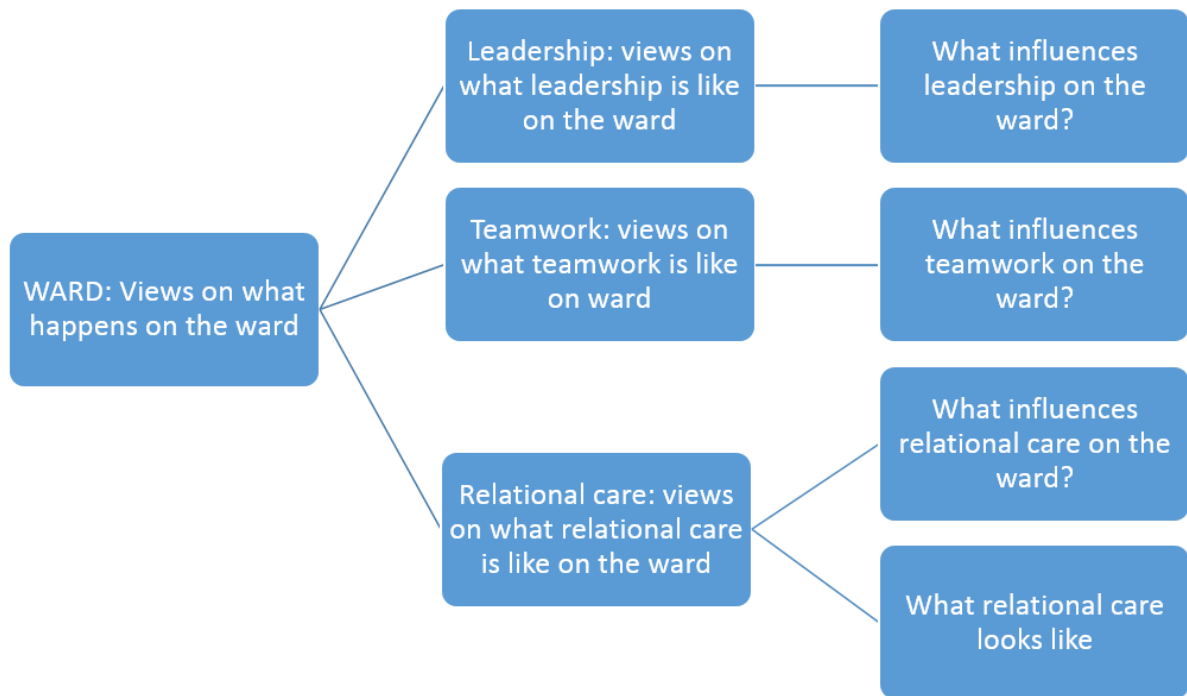
1. To determine the feasibility of implementing the CLECC intervention and sustaining the resulting work practices.
2. To inform the design of a definitive evaluation of CLECC's effectiveness.
3. To inform the measurement of costs and benefits of CLECC in a definitive evaluation.

6.1 Process evaluation

Data were analysed using systematic reading, familiarization and open coding, undertaken independently by research team members and then in collaborative data analysis workshops. Coding discussions led to the development of two coding frames: one to enable exploration of themes related to relational care, ward leadership and teamwork across all six wards (for the cluster CRT element), and the second, from intervention wards only, focused on CLECC implementation and mechanisms of impact. All qualitative interview data from nursing staff were coded against these frames, the use of constant comparative methods enabling the generation of new categories and the comparison of data in relation to these categories.

The relational care coding frame (Figure 5) was designed to support comparisons across the wards and so analysis focused on summarizing and describing what people had to say about relational care, leadership and teamwork.

Figure 5 Relational care coding frame



A deeper level of analysis was undertaken in relation to the CLECC implementation frame and this part of the analysis was the focus for the team's work. There was a conscious decision to avoid prematurely "fitting" the data into NPT domains, and the use of the coding frame shown in Figure 6 enabled preliminary descriptive coding in relation to implementation and mechanisms of impact. The constant comparison method was used to examine the codes generated against the framework which was further developed as analysis progressed. Narrative data summaries and matrix/charting techniques were then used to facilitate comparison with the NPT framework and test and refine emerging theories of implementation processes.

Findings from the analyses of qualitative interview data were triangulated with qualitative data from field notes kept by the PDNs leading the delivery of CLECC and researcher field notes from observations of CLECC training activities.

Most, but not all of the team were researchers with a nursing background and had not met the research participants prior to the study. All were involved in interviewing and/or observing the staff in the study, and in data analysis. In early stages, more than one researcher coded the same dataset, comparisons between coding decisions creating opportunities for team discussion and the development of shared approaches. The deliberate use of reflective techniques during collaborative analysis workshops enabled individual views and assumptions to be surfaced and explored with a view to enhancing the quality of analysis. NVivo for Teams software was used to support preliminary coding and consistency across the team.

6.2 Pilot CRT

Data were analysed using SPSS 22¹¹⁴ and the significant threshold (alpha) was set at 0.05 (2 tailed). Stata 14¹¹⁵ was used for multilevel logistic model. Exploratory data analyses were performed to check the data and identify inconsistencies. The primary purpose of tests of effectiveness was to pilot procedures for analysis, and inform effect size calculations for a future study.

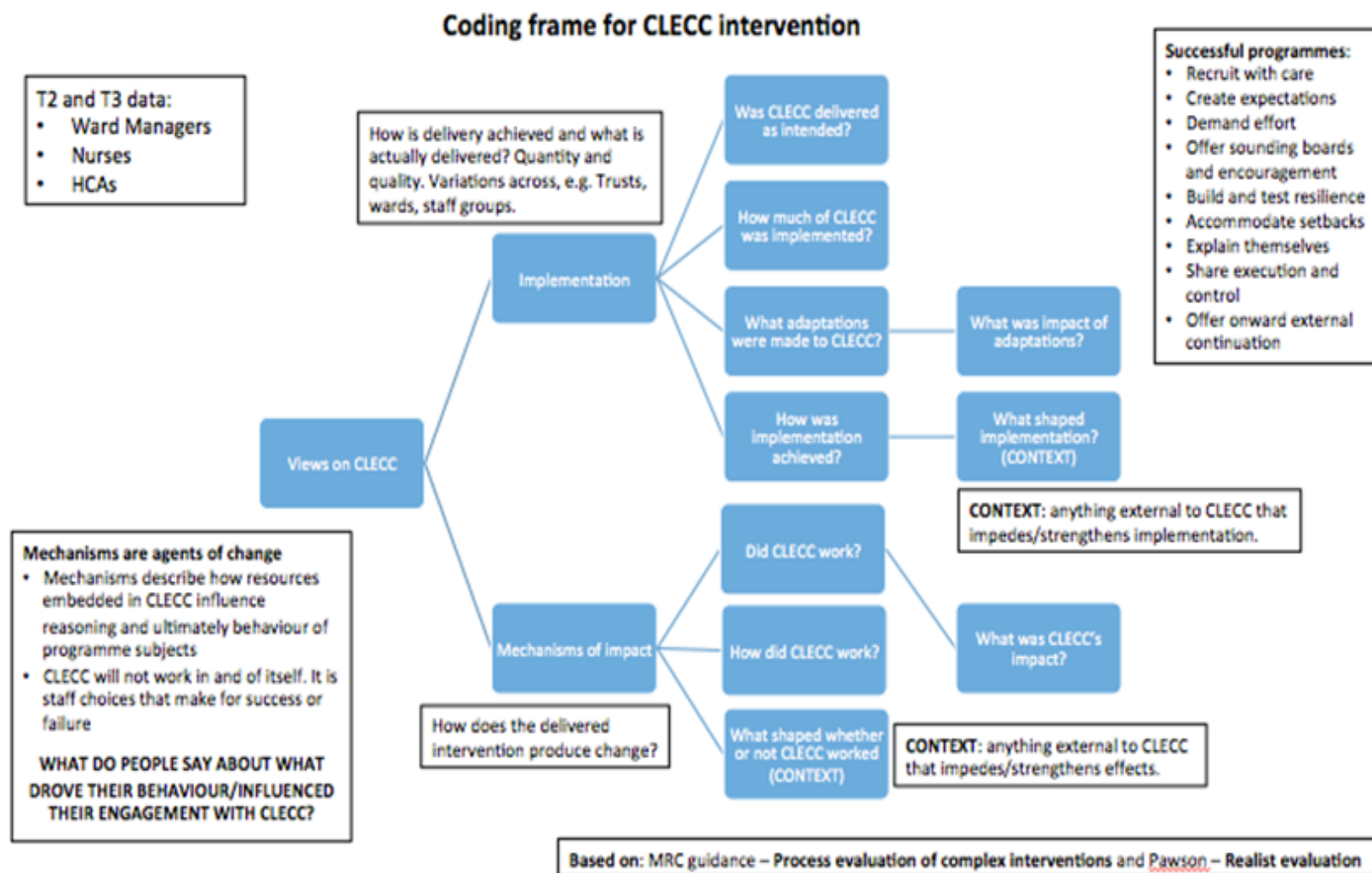
6.2.1 Baseline characteristics

Frequencies and percentages or mean and standard deviations were calculated for baseline and follow-up patient and ward study participant flow, characteristics and contextual features.

6.2.2 QuIS data analysis

All trial analyses were carried out on an intention to treat basis with wards included according to their planned CLECC intervention status, irrespective of the extent to which they actually adopted CLECC practices. Three approaches to the analysis of QuIS data as an outcome were used. The first analysed the proportion of interactions rated using each of the five QuIS ratings. The second calculated the proportion of all negative interactions (that is interactions rated as either negative protective or negative restrictive) per patient. The third used the data for the subset of patients observed for a full two hours and calculated the proportion of patients in this subset that experienced at least one

Figure 6 Coding frame for analysis of CLECC implementation



negative interaction during the two hour observation session. Descriptive statistics were used to display the findings from all three approaches for baseline and follow-up assessment periods, and for intervention versus control wards. Analyses by individual ward were also performed. For the first and third approaches, differences between groups were then tested using Chi square test.

A three level mixed-effects logistic regression model was fitted to investigate the effect of the CLECC intervention on the likelihood of an interaction being rated as negative (protective and restrictive combined). The individual interactions recorded between patients and staff were considered as the lowest level of the model. Patient and observation session were included in the model as random effects making up the higher two levels of the model. Predictive factors were included as fixed effects and presented as odds ratios (OR) with 95% confidence intervals (CI), both before and after adjustment for the other predictors. Models were adjusted for baseline and ward consecutively.

In addition to tests of effectiveness, we also used baseline QuIS data to quantify and characterise staff-patient interactions and to identify the factors associated with negative interaction ratings. Details of analysis are reported in our published paper shown in Appendix 7.¹¹⁶

6.2.3 PEECH data analysis

PEECH assesses the degree of emotional care needed by patients in 4 subscales: security, knowing, personal value and connection. PEECH items are scored from 0 to 3, with 3 representing the best possible score (0=none of the time, 1=some of the time, 2=most of the time, 3=all of the time). Subscale scores were calculated from the mean of items in the subscale and total PEECH score from the sum of all items when at least 75% of the items in each subscale were available. These were computed by individual ward, experimental group and assessment period. Differences in scores between groups at follow-up were tested using Mann-Whitney U test.

Using a different approach, subscale scores were dichotomised into either low scores (patients with average score of 2 or below) or high scores (average greater than 2). We calculated the frequencies of patients with low scores for each subscale by ward, experimental group and assessment period. Differences between groups were tested using Chi square test.

Further multivariate analyses using logistic regression were performed for findings where a significant difference had been found. Unadjusted and adjusted models were fitted to predict the outcome with the CLECC intervention as the primary predictor. Models were adjusted for ward, baseline and patient characteristics (age, gender, ethnicity and education level) consecutively. Odds ratios and their 95% CI are presented.

6.2.4 Jefferson Scale of Empathy data analysis

Mean score, standard deviation and range were calculated for total empathy score when at least 75% of the items were available. They are presented by individual ward, experimental group and assessment period. Differences between group means at follow-up were tested using Mann-Whitney U test.

6.2.5 Intraclass correlation

Intraclass correlation coefficients (ICC) for the three core outcome measures: QuIS, PEECH and Jefferson were calculated to account for clustering by ward and observation period. ICCs for QuIS were calculated on the proportion of patients with one or more negative QuIS interactions in a two hour period. ICCs were calculated using the command `loneqway` in Stata 14.¹¹⁵

6.3 Economic evaluation

The cost of the CLECC intervention comprised one-off training costs and ongoing implementation costs. Training costs were agreed with senior managers from participating hospitals, using standardised models for calculating the cost of staff time where relevant.

CLECC implementation costs focused on the ward-based cluster discussions and the extent to which these required additional nursing staff time, with potential implications for nurse staffing ratios. Twenty-one transcripts from T3 qualitative interviews with intervention ward nursing staff were reviewed and annotated by JR with a focus on data on resource implications of CLECC. These analyses were discussed with interviewers and with JB to validate emerging hypotheses as to the implementation costs of CLECC.

To aid calculation of benefit of CLECC in a future trial, the utility of the most used QALY outcome measures was explored: EQ-5D-5L. EQ-5D-5L was administered to patients in the relevant wards at baseline and follow. Completion rates were estimated. EQ-5D-5L baseline and follow-up scores were translated to Quality of Life scores using the national tariff and compared by ward at each time point.¹¹⁷

6.4 Chapter summary

This chapter has outlined the various methods used for analyses of the process evaluation, pilot CRT and economic evaluation.

7 PARTICIPANT FLOW AND BASELINE DATA

Study results are presented across four chapters. This first chapter focuses on participant flow (numbers assigned to experimental groups and analysed), and on baseline data. The chapter that follows (Chapter 8) presents the process evaluation findings on the implementation of the CLECC intervention. Chapter 9 presents findings on the feasibility of evaluating the effectiveness of CLECC using the planned CRT design, including the feasibility of older people and people with cognitive impairment participating, outcome measure performance, and assessment of bias in trial. It also addresses the feasibility of estimating CLECC costs. Chapter 10 presents the results of outcome measurement in the pilot CRT.

The first part of this chapter describes the participation of individual ward teams (clusters) in the study and shares baseline characteristics of these teams including ward specialty, staffing levels, skill mix, relational care, ward leadership, and staff wellbeing. In the second part of the chapter, data are presented in relation to participant flow at individual participant level in relation to each of the baseline datasets, and includes an overview of demographic characteristics for each dataset. The chapter concludes with the findings from baseline measures of quality of staff-patient interaction, patient-reported evaluations of emotional care and nurse-reported measures of empathy.

7.1 Recruitment and flow of ward teams (clusters)

Six ward nursing teams across two hospitals took part in the study, with three ward teams in each hospital. Ward leaders in all of the three nominated teams in Hospital A agreed to take part on behalf of their team. Two ward leaders in Hospital B agreed to take part but a third ward leader nominated in Hospital B declined to take part. Their team was about to embark on a quality improvement project and the leader was concerned that participating in the CLECC study as well would be too burdensome for the team. The matron concerned nominated a further ward team caring for a high proportion of older patients and this team's ward leader agreed to take part. Each of the ward leaders was consulted about the prospect of randomisation to intervention or control conditions and no concerns were raised about this feature of study participation, indicating that the randomisation strategy was acceptable to participating staff. Thus six ward teams entered the study and all remained in the study until all data collection was complete.

Both participating hospitals were National Health Service (NHS) Trusts located in separate urban areas in the same geographical region in England. Hospital A is a university hospital and Foundation NHS Trust employing between 7,000-8,000 staff and providing services to over one million people plus a wide range of specialist services to over three million people. Hospital B employs over 6,000 staff and provides acute services to over half a million people living locally and provides a smaller range of specialist services than Hospital A. The urban areas served by both hospitals have

pockets of high deprivation. Life expectancy at birth is marginally higher than the national average for Hospital A locality and lower for Hospital B locality. Hospital A locality has a lower percentage of the population than the English average who are classified as “White” ethnic group and Hospital B locality has higher than average white population.

7.2 Individual ward characteristics

Table 7 shows an overview of the characteristics of individual wards in the study, taken from the ward profiles completed by each of the ward leaders at baseline. Four wards were medicine for older people (MOP) wards and two wards were surgical wards. All the wards had a similar number of beds, with Hospital A wards having less beds than Hospital B wards. There was more variation between the wards in mean length of stay, ranging from 6 days on one of the surgical wards to 19 days on the other surgical ward. All four MOP wards had a similar mean length of stay (13-14 days). Planned full-time equivalent (FTE) staffing levels (RNs+HCAs) and nursing skill mix (proportion of registered nurses in total of RNs+HCAs) varied between the wards. The two surgical wards had higher planned staffing levels and skill mix than the MOP wards. In each ward in Hospital A, numbers of actual staff in post were lower than planned while for all wards in Hospital B, staff numbers in post were higher than planned. All the wards used a mixture of short (approximately 8 hours in length) and long (approximately 12 hours) shifts for nursing work during the day.

Table 7 Individual ward characteristics (baseline)

Hospital	A			B		
Ward	A	B	C	D	E	F
Allocation	CLECC	CLECC	Control	CLECC	CLECC	Control
Specialty	Surgery	Medicine	Medicine	Medicine	Medicine	Surgery
Beds	29	29	28	30	32	31
Mean length of stay (days)	19	14	14	14	13	6
Planned staff FTE	48.25	37.00	38.20	44.90	45.61	45.78
Staff in post	47.00	36.00	34.00	49.00	51.00	50.00
Proportion of RNs in total (planned) nursing staff	65%	61%	60%	63%	63%	67%
Length of day shift: short (8 hrs) or long (12 hrs)	Mixed	Mixed	Mixed	Mixed	Mostly short	Mixed
Patients needing help with all ADLs	17%	45%	25%	7%	0%	6%

There was substantial variation between the wards in the proportion of patients on the ward who ward leaders judged needed help with all of their activities of daily living, an indicator of patient dependency and thus need for help from nursing staff with these activities (0-45%). Wards in Hospital A had less beds and lower numbers of actual staff in post than Hospital B. Wards leaders in Hospital A also identified a higher proportion of patients needing help with all their activities of daily living than Hospital B.

7.3 Ward leadership characteristics

All wards had a ward leader (senior sister) and deputy in post. Table 8 shows the length of experience for each ward leader as ward leader on that ward, as a ward leader overall and working on that ward in any role. Wards A, D, E and F all had ward leaders with at least 9 years' experience as a ward leader, while ward leaders for Wards B and C were new or relatively new to the role. The ward leader for Ward B took up post, her first at that level, at the beginning of the study. Only the Ward F ward leader worked in a totally supernumerary role, with the others regularly or often being counted in the staffing numbers on a shift.

Table 8 Ward leadership characteristics by ward (baseline)

Ward	A	B	C	D	E	F
	CLECC	CLECC	Control	CLECC	CLECC	Control
How long has the ward sister been the senior sister/leader on this ward? (months)	108	0	10	16	69	4
How long is the ward sister's experience as a senior sister/ward leader? (months)	108	0	10	120	228	180
How long has the ward sister worked on this ward (in any role)? (months)	144	0	10	16	69	132
How often do ward sisters have patients allocated to them (i.e. they are counted in staffing numbers on a shift)?	Often (most shifts)	Regularly (at least once a week)	Regularly (at least once a week)	Often (most shifts)	Regularly (at least once a week)	Never

7.4 Quality of care

Table 9 shows the results of the matron's assessments of quality of care completed through written matron's survey. A completed matron's assessment was received for

each ward (n=6). Higher scores indicate more favourable ratings. The wards have similar scores across both subscales with the exception of Ward F which had markedly lower scores for both subscales.

Table 9 Matron's Assessment of Quality of Care (baseline)

Subscale scores per Ward	A	B	C	D	E	F	Mean (SD)
	CLECC	CLECC	Control	CLECC	CLECC	Control	
Meeting patient's needs score (Possible range of scores=6-30)	23	24	22	21	22	12	20.7 (4.4)
Looking to improve score (4-20)	15	17	14	15	16	10	14.5 (2.4)

7.5 Relational care

A sample of nursing staff (n=29) from all wards were interviewed using qualitative methods to ascertain their understanding of relational care on the ward where they worked. There was no significant difference between wards and hospitals in the way that nurses generally described relational care. The term compassion was used with examples of interactions that staff perceived as conveying compassion in their care delivery, e.g. offering a relative a cup of tea to make the patient more relaxed because patients see we are looking after their family as well (N002 Staff nurse). There was a recognition shared by nurses of interactions that patients do not perceive as compassionate, e.g. getting on with a nursing intervention with a patient without first introducing yourself and what you intend doing (N001 Staff nurse). Staff explained that this happened because of pressure of time to complete all expected nursing activities. Nurses who admitted to not always introducing themselves, or actively getting to know the patient, perceived these episodes of care as lacking compassion. Time was reported as a significant factor in delivering compassionate care, with staff challenged by patients who appear to need more time than others to express their needs or concerns. However, staff felt that even in few words, compassion can be transmitted, e.g. when someone is clearly distressed because they have been incontinent, taking care in tone of voice, saying 'it's okay' (N011 Staff nurse).

Ward leaders reported incorporating discussion about compassionate care delivery with their ward team. They reported that a number of wards had patients that needed individual care, patients that tried to walk but, because of cognitive impairment, were unaware of their physical limitations to do this effectively and safely, and so their care required an increase in the usual staff complement. Agency staff were employed to provide this individual care and ward staff reported seeing them work without compassion, e.g. sitting and watching the patient rather than interacting with them. Ward leaders reported actively engaging with all nursing staff who interact with patients on the

ward, including agency staff, to promote staff expectations of compassionate care delivery.

Care on the ward was reported to be not focused solely on medical management of a patient but as incorporating other interventions seen as important to an individual's wellbeing. Staff saw their role as offering choice to patients and this was reported to be led and supported by ward leaders, e.g. the use of a dining table for patients who are able with or without assistance to get there (N034 Ward Leader). Relational care was talked about as an important dimension to the nursing role, and this was reflected in stories about connections developed between individual patients and individual staff members, and the sadness felt by staff when these patients died. This was especially when the staff member felt they had been successful in providing good relational care, and that the relationship had been strong. All of the ward leaders considered role modelling and educating the nursing team to deliver good relational (compassionate) care to be an important part of their role.

Nurses on all wards shared an understanding of good relational care and felt that the general public perceived nurses as no longer as compassionate as they used to be. Examples were readily available of what constituted good relational care as well as the barriers and facilitators to the achievement of this standard. There was consensus that the degree to which care was compassionate varied, but that it was not ward specific, rather it was time and staff dependent. Nursing staff were aware of a variety of initiatives that had been put in place to address the perceived lack of compassion in care delivery citing the Friends and Family Test most frequently. Staff generally were keen to find or be offered strategies to assist them in delivering good relational care more consistently. The following quote reflects what ward leaders expected and what nurses expected to be able to deliver:

"I'm expecting them to look after the whole person, see what their needs are, help them with those needs and make them feel like the most important person they're dealing with at that point in time." (N031 Ward Leader)

7.6 Staff wellbeing

Table 10 displays findings from the baseline ward profile completed by the ward leader related to indicators of staff wellbeing. All the wards had new staff members joining over the previous six months, with Wards D and E having the highest number of new starters. Sickness absence rates varied considerably from 0.6% on Ward A to 10.7% on Ward D. All the wards used bank or agency staff regularly, at least several times a week. On Ward A, staff very rarely missed their breaks while missing breaks happened more frequently on the other wards, daily on Ward C.

Table 11 indicates degree of burnout taken from baseline nursing survey responses (n=91). Higher mean emotional exhaustion and depersonalisation scores, and lower personal accomplishment scores, indicate less favourable conditions and higher burnout. Wards A and E had a mean emotional exhaustion score lower than the overall mean, and

Wards A, D and F had a lower mean for personal accomplishment. Wards A and D had a higher personal accomplishment mean score.

Table 10 Staff turnover and absence by ward (baseline)

Ward	A	B	C	D	E	F
	CLECC	CLECC	Control	CLECC	CLECC	Control
How many of team have joined ward in last 6 months?(people)	5	5	4	13	8	6
How many staff are currently on maternity/long term sick leave?(people)	0	3	2	5	2	2
Average sickness absence rate	0.6%	1.4%	2.7%	10.7%	3.2%	5%
Rate of agency/bank staff booking over last month	Daily	Daily	Daily	Daily	Daily	Several times a week
How often do staff not take their breaks due to work pressure?	Very rarely	Several times a week	Daily	A few times a month	Several times a week	Several times a week

Table 11 Maslach Burnout Inventory scores (baseline)

Subscale scores per Ward	A (n=12)	B (n=5)	C (n=18)	D (n=13)	E (n=22)	F (n=21)	Total (n=91)
	CLECC	CLECC	Control	CLECC	CLECC	Control	
Emotional Exhaustion (0-54)							
Mean (SD)	20 (11)	24 (11)	26 (11)	24 (13)	19 (11)	23 (13)	22 (12)
Min to max	0 to 35	9 to 37	3 to 43	12 to 52	2 to 38	3 to 47	0 to 52
Depersonalization (0-30)							
Mean (SD)	5 (3)	9 (7)	6 (5)	5 (7)	6 (5)	5 (5)	6 (5)
Min to max	0 to 11	0 to 17	0 to 15	0 to 20	0 to 14	0 to 17	0 to 20
Personal Accomplishment(0-48)							
Mean (SD)	39 (8)	38 (6)	38 (7)	41 (8)	38 (8)	37 (6)	38 (7)
Min to max	25 to 48	29 to 44	25 to 48	24 to 48	11 to 48	23 to 47	11 to 48

Table 12 indicates the proportion of staff on each ward experiencing burnout calculated from nursing survey responses (n=91). Emotional exhaustion varied from 27% of 22 staff on Ward E to 50% of 18 staff on Ward C. Depersonalisation ranged from 0% of 12 staff

on Ward A to 40% of 5 staff on Ward B. Personal accomplishment ranged from 10% of 21 staff on Ward F to 22% of 18 staff on Ward C.

Table 12 Staff experiencing burnout (baseline)

Experiencing Burnout	A (n=12)	B (n=5)	C (n=18)	D (n=13)	E (n=22)	F (n=21)	Total (n=91)
	CLECC	CLECC	Control	CLECC	CLECC	Control	
Emotional Exhaustion	4 (33%)	2 (40%)	9 (50%)	4 (31%)	6 (27%)	7 (35%)	32 (36%)
Depersonalization	0	2 (40%)	3 (17%)	2 (15%)	4 (18%)	2 (10%)	13 (14%)
Personal Accomplishment	2 (17%)	1 (20%)	4 (22%)	2 (15%)	3 (14%)	2 (10%)	14 (16%)

Values are frequencies (%)

7.7 Other questionnaire results

Baseline and follow-up results for all questionnaire data are reported in Appendix 8.

7.8 Individual participant flow

This section and the accompanying CONSORT diagram (Figure 7) focus primarily on individual participant flow in relation to the pilot CRT. Later in section 7.8.5, but not reflected in the CONSORT diagram in Figure 7, data are also shared about participant flow in relation to nursing staff in the qualitative elements of the study.

All four wards randomised to the intervention went on to receive the intervention. Figure 7 shows the flow of clusters and participants through the pilot CRT. Randomisation took place after baseline data collection, but the results are presented by allocation for baseline and follow-up data to enable comparisons between groups to be made.

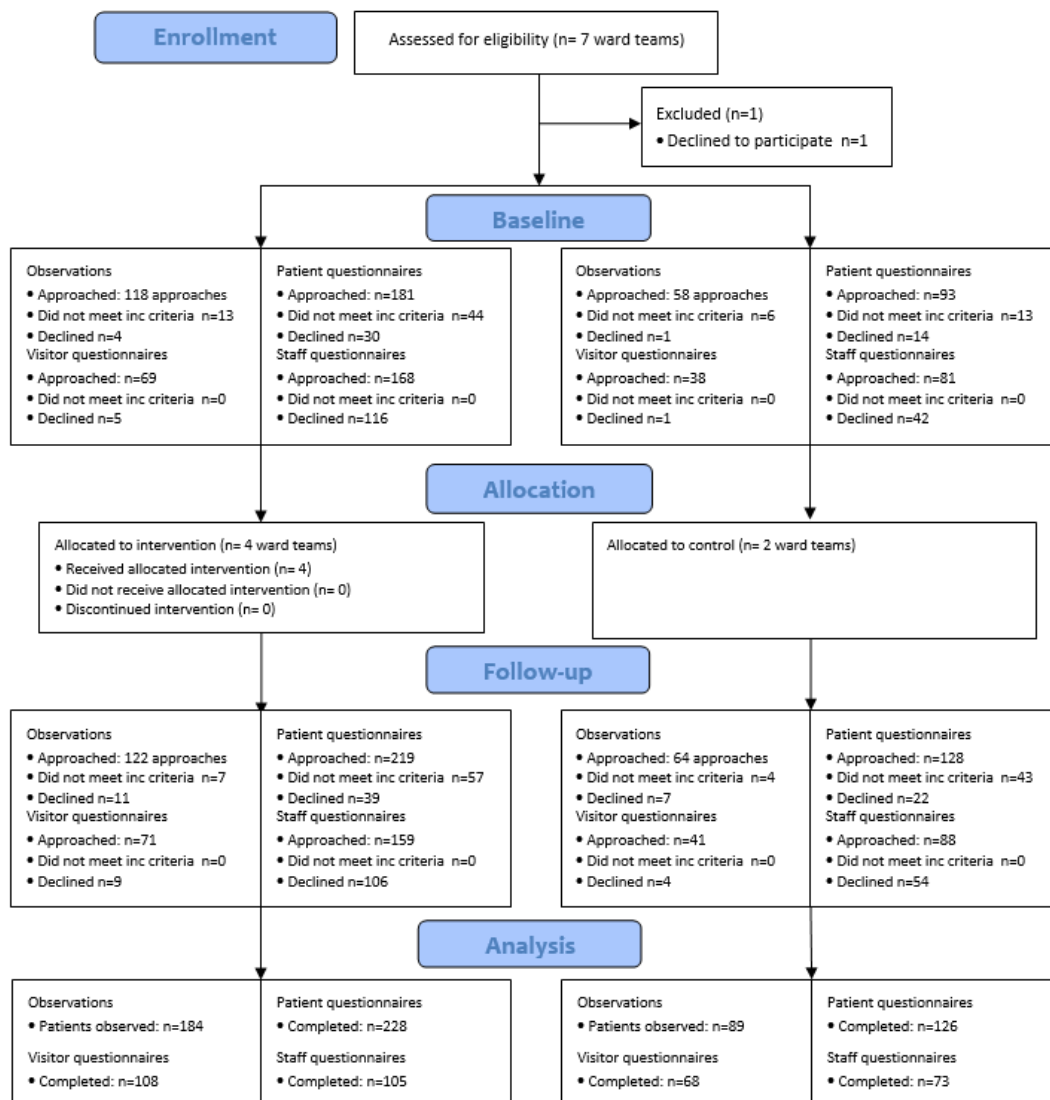
A range of data from nursing staff, patients and visitors were gathered at baseline and repeated at follow-up to enable study outcomes to be assessed. Follow-up was at cluster level rather than individual participant level. For instance, eligibility of patients and visitors was dependent on their being inpatient during both assessment periods which was an unlikely scenario given that they were one year apart. In addition, some turnover of staff employed on the ward teams was anticipated. Therefore, to maximise recruitment at each assessment point, recruitment for baseline and follow-up assessment periods was independent.

7.8.1 Observations

Recruitment was at individual patient level for observation of staff-patient interactions. It was possible for individual patients to be involved in more than one observation session and the longer their stay on the ward, the more likely it was that they would be

approached more than once to consent to their care being observed (provided they had consented on previous approaches). 278 patients were approached with a total number of 362 approaches. Observation recruitment data in Figure 7 reflect the number of approaches rather than the number of individual patients.

Figure 7 CONSORT flow diagram for pilot cluster CRT



Overall recruitment rate to baseline observations was 97%, that is, eligible patients agreed to take part in 152 out of 157 approaches. These rates were similar between intervention and control wards (96% versus 98%). At baseline, on 152 occasions, patients consented to participate. This corresponds to 123 individual patients because some were approached and consented more than once. Of the 152 occasions in which

patients were consented they were observed 133 (88%) times. Some patients were consented and not observed because they were no longer available or eligible once observation was due to start.

Similar patterns were evident in the recruitment data for follow-up assessment, although recruitment rates were slightly lower. Overall recruitment to observations at follow-up was 90% (157 of 175 approaches). These rates were similar between intervention and control wards (90% versus 88%). At follow-up, on 157 occasions, patients consented to participate. This corresponds to 114 individual patients since some of them consented more than once. Of the 157 occasions in which patients were consented, they were observed 140 (89%) times. Again, some were consented but not observed.

Across both assessment periods, in 93% (309 out of 332) of approaches to eligible patients inviting them to participate in observations, patients agreed to take part, indicating a high acceptability. Recruitment rates at baseline were slightly higher than rates at follow-up. Overall recruitment rates were the same between intervention and control wards (93% versus 93%).

Reasons recorded for patients declining participation included “not feeling up to it” (17%, n=4), “too unwell” (4%, n=1) and “no reason” (8%, n=2). No specific reason was recorded for 70% (n=16). In 17% (63 out of 362 approaches) the patient was approached and then assessed as not having capacity to make the decision to take part in the research. In 67% (42 out of 63) of these occasions, researchers were able to contact a consultee for advice and in 100% of these cases the consultee advised that the patient should participate.

The mean age of patients observed was 82 years (84 years in the intervention group and 77 years in the control group). Patients in the control group were, on average 7 years younger than patients in the intervention group, and this difference was statistically significant ($p<0.001$). Most patients were female (77%) and twenty five percent had evidence of cognitive impairment (31% at baseline and 19% at follow-up). There were no overall differences in gender and cognitive impairment between experimental groups.

7.8.2 Patient questionnaires

Potentially eligible patients (n=621) were approached and invited to complete a written questionnaire, with researcher help if preferred, resulting in the completion of 354 questionnaires. Patients were approached having been screened as potentially eligible but once approached, some patients (in 21%, 57 out of 274 approaches at baseline across six wards) were assessed as not meeting the inclusion criteria so were excluded from the study. A further 44 patients approached at baseline declined to take part. Overall recruitment rate to baseline patient questionnaires was therefore 80% (173 of 217 eligible patients agreed to take part). These rates were similar between intervention and control wards (78% versus 83%). At baseline questionnaires were completed for 97% (168 out of 173) of the patients who consented.

Similar patterns were evident in the recruitment data for follow-up assessment. On approach, a total of 100 patients in 347 approaches were assessed as not meeting inclusion criteria. 61 patients declined to take part. Overall recruitment to patient questionnaires at follow-up was 75% (186 of 247 eligible patients). These rates were similar between intervention and control wards (76% versus 74%). At follow-up, a questionnaire was returned for 100% of the 186 patients who consented.

Across both assessment periods, 77% (359 out of 464) of eligible patients agreed to take part in the questionnaire survey, indicating good acceptability. Although follow-up recruitment rates were slightly lower than baseline, the number of patients approached was higher, so more patients were recruited overall to complete a questionnaire at follow-up than baseline. Overall recruitment rates were similar between intervention and control wards (77% versus 78%).

Most frequent reasons recorded for patients declining participation in the questionnaire survey were “tired” (40%, n=12) and “questionnaire too difficult” (10%, n=3). The most frequent reasons recorded for excluding patients were not having capacity (43%, n=48) and “very cognitively impaired” (29%, n=32).

All returned questionnaires were included in analyses. Most patients who completed questionnaires were female (70%), aged over 70 years (83%), and White British (97%). Sixty one percent had other illnesses part from the reason for hospital admission, 68% needed help with daily activities while in hospital and 78% had been in hospital for more than three days. Of all the patient questionnaires returned, 12% were completed by patients with cognitive impairment.

There was a small number of differences (not statistically significant) between intervention and control group patients who completed questionnaires at baseline (Table 13). At baseline, all of the intervention ward patients who completed a questionnaire were aged 61+ years, whereas the control group, while mostly aged 61+ years, also included 13 people (22%) who were aged 31-60 years. At baseline, 26 (43%) of the control group were male compared to 25 (25%) of the intervention group. At baseline, 30 (53%) of control group patients identified that they had other health conditions apart from the one that had brought them into hospital, compared to 62 (70%) of intervention ward patients. Twenty-eight (48%) of baseline control group patients said they needed help from others with normal daily activities in hospital compared to 74 (78%) of intervention group. These differences about needing help from others were similar at follow-up. For the other responses identified here, there were no marked differences between groups at follow-up.

Table 13 Characteristics of patient questionnaire respondents

Variable	Baseline			Follow-up		
	Control	CLECC	Total	Control	CLECC	Total
Age						
18-30 years	0	0	0	3 (6%)	1 (1%)	4 (3%)
31-40 years	1 (2%)	0	1 (1%)	1 (2%)	1 (1%)	2 (1%)
41-50 years	5 (8%)	0	5 (3%)	1 (2%)	3 (3%)	4 (3%)
51-60 years	7 (12%)	0	7 (3%)	3 (6%)	5 (5%)	8 (5%)
61-70 years	3 (5%)	6 (6%)	9 (6%)	9 (18%)	6 (6%)	15 (9%)
More than 70 years	44 (73%)	95 (94%)	139 (86%)	33 (66%)	94 (86%)	127(79%)
Gender						
Male	26 (43%)	25 (25%)	51 (32%)	16 (33%)	28 (25%)	44 (27%)
Female	35 (57%)	74 (75%)	109 (68%)	33 (67%)	84 (75%)	117(73%)
Ethnic group						
Prefer not to say	1 (2%)	0	1 (1%)	0	0	0
White British	56 (95%)	95 (95%)	151 (95%)	53 (100%)	113(98%)	166(98%)
White Irish	2 (3%)	1 (1%)	3 (2%)	0	1 (1%)	1 (1%)
Other white	0	3 (3%)	3 (2%)	0	1 (1%)	1 (1%)
Mixed ethnicity	0	1 (1%)	1 (1%)	0	0	0
Education level						
Primary school	5 (9%)	6 (6%)	11 (7%)	2 (4%)	8 (8%)	10 (7%)
Secondary school	31 (54%)	70 (71%)	101 (65%)	27 (57%)	71 (66%)	98 (64%)
College	16 (28%)	17 (17%)	33 (21%)	12 (26%)	19 (18%)	31 (20%)
University	5 (9%)	5 (5%)	10 (7%)	6 (13%)	9 (8%)	15 (10%)
Other illness						
Yes	30 (53%)	62 (70%)	92 (63%)	26 (61%)	61 (58%)	87 (59%)
No	27 (47%)	27 (30%)	54 (37%)	17 (39%)	44 (42%)	61 (41%)
Need help from others						
Yes	28 (48%)	74 (78%)	102 (66%)	27 (52%)	88 (78%)	115(70%)
No	31 (52%)	21 (22%)	52 (34%)	25 (48%)	25 (22%)	50 (30%)
More than 3 days stay?						
Yes	49 (82%)	81 (83%)	130 (82%)	38 (75%)	80 (73%)	118(74%)
No	11 (18%)	17 (17%)	28 (17%)	13 (25%)	29 (27%)	42 (26%)

7.8.3 Visitor questionnaires

Visitors on the ward were approached and invited to complete a written questionnaire (n=219), with researcher help if preferred. This resulted in completion of 176 questionnaires. Of those approached across the six wards at baseline, six people approached declined to take part. Overall recruitment rate to baseline visitor questionnaires was therefore 94% (101 out of 107 visitors agreed to take part). These rates were similar between intervention and control wards (93% versus 97%). At baseline questionnaires were completed for 88% (89 out of 101) of the visitors who consented.

Similar patterns were evident in the recruitment data for follow-up assessment. A total of 13 visitors declined to take part. Overall recruitment to visitor questionnaires at follow-up was 88% (99 of 112 eligible patients). These rates were similar between intervention and control wards (87% versus 90%). At follow-up, a questionnaire was returned for 88% (87 out of 99) of the visitors who consented.

Across both assessment periods, 91% of visitors approached (200 out of 219) of agreed to take part, indicating a high acceptability. Recruitment rates at baseline were slightly higher than rates at follow-up. Overall recruitment rates were similar between intervention and control wards (90% versus 94%).

Table 14 Characteristics of visitor questionnaire respondents

Variable	Baseline			Follow-up		
	Control	CLECC	Total	Control	CLECC	Total
Age of visitor (years)						
Mean (SD)	65 (11)	66 (12)	65 (12)	57 (18)	61 (14)	59 (16)
Min to max	32 to 89	30 to 91	30 to 91	17 to 93	22 to 89	17 to 93
Gender of visitor						
Male	12 (34%)	20 (39%)	32 (37%)	13 (39%)	18 (35%)	31 (36%)
Female	23 (66%)	32 (61%)	55 (63%)	20 (61%)	34 (65%)	54 (64%)
Ethnic group						
White British	33 (94%)	52(100%)	85 (98%)	32 (97%)	54 (100%)	86 (99%)
White Irish	1 (3%)	0	1 (1%)	0	0	0
Other white background	1 (3%)	0	1 (1%)	0	0	0
Indian	0	0	0	1 (3%)	0	1 (1%)
Education level						
Primary school	0	1 (2%)	1 (1%)	1 (3%)	1 (2%)	2 (2%)
Secondary school	13 (38%)	19 (38%)	32 (38%)	12 (38%)	18 (35%)	30 (36%)
College	15 (44%)	22 (44%)	37 (44%)	13 (41%)	25 (49%)	38 (46%)
University	6 (18%)	8 (16%)	14 (17%)	6 (19%)	7 (14%)	13 (16%)
Relationship with the patient						
Husband/Wife/Partner	12 (34%)	11 (21%)	23 (26%)	9 (29%)	11 (21%)	20 (24%)
Daughter/Son	14 (40%)	26 (50%)	40 (46%)	7 (23%)	25 (47%)	32 (38%)
Father/Mother	1 (3%)	3 (6%)	4 (5%)	6 (19%)	3 (6%)	9 (11%)
Daughter/Son (in law)	3 (9%)	2 (4%)	5 (6%)	0	3 (6%)	3 (4%)
Friend	3 (9%)	2 (4%)	5 (6%)	1 (3%)	3 (6%)	4 (5%)
Other	2 (6%)	8 (15%)	10 (12%)	8 (26%)	8 (15%)	16 (19%)
Are you a carer to the patient?						
Yes	16 (52%)	32 (60%)	48 (57%)	16 (49%)	33 (64%)	49 (58%)
No	14 (48%)	21 (40%)	35 (42%)	17 (51%)	19 (36%)	36 (42%)
Age of patient (years)						
Mean (SD)	79 (13)	86 (7)	83 (10)	70 (21)	83 (10)	78 (17)
Min to max	44 to 97	61 to 95	44 to 97	24 to 96	44 to 97	24 to 97
Patient diagnosed with Alzheimer's/other dementia?						
Yes	6 (18%)	8 (15%)	14 (16%)	6 (18%)	23 (43%)	29 (34%)
No	25 (73%)	41(77%)	66 (76%)	24 (73%)	25 (47%)	49 (57%)
Don't know	3 (9%)	4 (8%)	7 (8%)	3 (9%)	5 (10%)	8 (9%)

Most frequent reasons for visitors declining participation were “had already filled in a form that day” (16%, n=3) and “felt unable to answer accurately” (16%, n=3).

All returned questionnaires were included in analyses. Table 14 shows the characteristics of visitor questionnaire respondents. The mean age for visitors who completed questionnaires was 62 years and 63% were female. Most (98%) were White British. Twenty five percent were either the spouse or partner of the patient, and 42% were a son or daughter. Fifty eight percent identified themselves as a carer to the patient. At follow-up, 43% of intervention group visitors were visiting a patient with a dementia diagnosis, compared to 18% of control group visitors, and this was the only statistically significant difference between the two groups.

7.8.4 Nursing questionnaires

All registered nurses and health care assistants employed to work on the participating wards at the time of data collection (n=496) were given a questionnaire to complete. This resulted in the completion of 178 questionnaires.

Of the 249 questionnaires distributed across the six wards at baseline, 158 were not returned. Overall recruitment rate to baseline nursing questionnaires was therefore 37% (91 returned out of 249). Baseline return rates were lower on intervention wards compared to control wards (31% versus 48%). At follow-up the response rate of 35% (87 questionnaires returned out of 247 distributed) was similar to baseline. Follow-up return rates were similar between intervention and control wards (33% versus 39%).

Across both assessment periods, 36% of questionnaires (178 out of 496) distributed were returned completed. Overall return rates were lower on intervention wards than control wards (32% versus 43%).

All of the returned questionnaires were included in the analysis. As illustrated in Table 15, respondents represented a range of ages, ethnic groups, job roles/bands and years of experience.

Table 15 Characteristics of nursing questionnaire respondents

Variable	Baseline			Follow-up		
	Control	CLECC	Total	Control	CLECC	Total
Age						
25 or under	10 (26%)	12 (24%)	22 (25%)	9 (27%)	11(21%)	20 (23%)
26-35 years	11 (29%)	13 (26%)	24 (27%)	11 (32%)	14(27%)	25 (29%)
36-45 years	10 (26%)	10 (20%)	20 (23%)	7 (21%)	13(25%)	20 (23%)
46-55 years	5 (13%)	7 (14%)	12 (14%)	5 (15%)	8 (15%)	13 (15%)
56 or over	2 (5%)	8 (16%)	10 (11%)	2 (6%)	6 (12%)	8 (9%)
Gender						
Male	2 (5%)	5 (10%)	7 (8%)	4 (12%)	9 (17%)	13 (15%)
Female	36 (95%)	46 (90%)	82 (92%)	30 (88%)	43(83%)	73 (85%)
Ethnic group						
Prefer not to say	4 (11%)	5 (10%)	9 (10%)	4 (12%)	4 (8%)	8 (10%)
White British	27 (71%)	33 (65%)	60 (67%)	19 (58%)	29 58%)	48 (58%)
Irish	0	0	0	0	1 (2%)	1 (1%)
Any other white	4 (11%)	6 (12%)	10 (11%)	7 (21%)	9 (18%)	16 (19%)
White &black Caribbean	0	2 (4%)	2(2%)	0	2 (4%)	2 (2%)
White and Asian	0	0	0	1 (3%)	0	1 (1%)
Any other mixed	1 (3%)	0	1 (1%)	0	2 (4%)	2 (2%)
Indian	0	1 (2%)	1 (1%)	1 (3%)	1 (2%)	2 (2%)
Any other Asian	2 (5%)	4 (8)	6 (7%)	1 (3%)	2 (4%)	3 (4%)
Job title						
Health care assistant	15 (39%)	21 (42%)	36 (41%)	16 (47%)	22(45%)	38 (46%)
Staff nurse	16 (41%)	24 (48%)	40 (45%)	13 (38%)	21(43%)	34 (41%)
Sister/Charge nurse	5 (13%)	5 (10%)	10 (11%)	4 (12%)	4 (8%)	8 (10%)
Other	3 (7%)	0	3 (3%)	1 (3%)	2 (4%)	3 (4%)
Current band						
2	17 (44%)	20 (40%)	37 (42%)	17 (50%)	22(43%)	39 (46%)
4	0	1 (2%)	1 (1%)	0	2 (4%)	2 (2%)
5	16 (41%)	25 (50%)	41 (46%)	13 (38%)	23(45%)	36 (42%)
6	5 (13%)	4 (8%)	9 (10%)	4 (12%)	2 (4%)	6 (7%)
7	1 (3%)	0	1 (1%)	0	2 (4%)	2 (2%)
Full time						
Yes	28 (74%)	34 (68%)	62 (71%)	25 (76%)	39(77%)	64 (76%)
No	10 (26%)	16 (32%)	26 (29%)	8 (24%)	12(23%)	20 (24%)
Years of career						
Mean (SD)	11 (10)	10 (10)	10 (10)	10 (9)	10 (8)	10 (8)
Median (LQ,UQ)	8 (3, 17)	7 (3,18)	7 (3, 17)	9 (4,15)	9 (2,16)	9 (3,16)
Min to max	1 to 40	1 to 35	1 to 40	1 to 30	0 to 30	0 to 30
Years on this ward						
Mean (SD)	4 (5)	4 (4)	4 (5)	3 (3)	3 (3)	3 (3)
Median (LQ,UQ)	2 (1,4)	2 (1,5)	2 (1, 5)	2 (1,4)	2 (1,5)	2 (1,5)
Min to max	1 to 25	0 to 20	0 to 25	0 to 14	0 to 12	0 to 14

7.8.5 Nursing staff qualitative interviews

All nursing staff on all participating wards were invited to participate in qualitative interviews, in addition to the two PDNs, two senior Trust nurses and three matrons. Intervention ward staff and PDNs were invited to interview on three occasions (T1, T2, T3), and control ward staff were invited on two occasions (T1, T3). At the final interview round (T3), all three matrons overseeing the participating wards and two further people in senior Trust nursing roles in the Trust were invited.

In total, 59 interviews were conducted, over three rounds, with 33 people. Seventeen people were interviewed once, six were interviewed twice and ten were interviewed three times. Eleven people who were interviewed once (at either T1 or T2) could not be contacted again or declined to participate in a further interview round, and one person who was interviewed twice did not take part in the third interview round. Six people who dropped out were HCAs and six were RNs.

Table 16 Characteristics of ward team nursing staff qualitative interviewees

Variable	Control	CLECC
Age		
29 or under	2 (25%)	7 (33%)
30-39 years	2 (25%)	5 (24%)
40-49 years	1 (13%)	4 (19%)
50-59 years	1 (13%)	4 (19%)
60-69 years	2 (25%)	1 (5%)
Gender		
Male	0 (0%)	1 (5%)
Female	8 (100%)	20 (95%)
Job title		
Health care assistant	3 (38%)	7 (33%)
Staff nurse	3 (38%)	8 (38%)
Deputy ward leader	0 (0%)	2 (10%)
Ward leader	2 (25%)	4 (19%)
Current band		
2	3 (38%)	7 (33%)
5	3 (38%)	8 (38%)
6	0 (0%)	2 (10%)
7	2 (25%)	4 (19%)
Years as RN		
Mean	9	12
Min to max	2 to 17	2 to 26
Years as HCA		
Mean	17	12
Min to max	11 to 25	2 to 35
Months on this ward		
Mean	82	52
Min to max	8 to 300	0.5 to 168

Two senior Trust nurses, two PDNs, 21 intervention ward staff and eight control ward staff were interviewed. All staff levels were represented at each interview round. All interventions wards were represented at each interview round and both control wards were represented at the first and third rounds.

All but one of the interviewees was female. Eleven were Band 5 staff nurses, ten were HCAs, six were ward leaders, two were deputy ward leaders, two were PDNs and two were senior Trust nurses. A range of ages was represented, from age “29 years or under” age banding, to “60-69 years”. RNs (including PDNs and senior Trust nurses) had between 2 and 26 years’ experience as RN, with mean length of experience equalling 11 years. HCAs had between 2 and 35 years’ experience as HCA, with mean length of experience equalling 14 years.

Table 16 shows the characteristics of the nursing staff interviewed, not including the PDNs or the senior Trust nurses. No important differences between control and intervention ward staff were recorded.

7.9 Baseline measures

This subsection reports the baseline scores for each ward on the study’s core outcomes: quality of staff-patient interaction, patient evaluation of emotional care and nursing self-reported empathy. It also compares these outcomes by experimental group in the study, that is, intervention or control.

7.9.1 Quality of staff-patient interactions

The observed quality of staff-patient interactions using the Quality of Interactions Schedule (QuIS) is shown per ward in Table 17. All wards were observed for the same total time (20 hours each) balanced across days of the week (Monday to Friday) and times of day (8.00 a.m.-10.00 p.m.). The number of interactions across this 20 hour period varied between wards from 201 on Ward F to 322 on Ward B (Table 17). The distribution of scores across the five available categories was broadly similar between wards, with most interactions (73% overall) scoring either positive social (13%) or positive care (60%). Seventeen percent of interactions overall were rated neutral. Six percent were rated as negative restrictive and 4% as negative protective.

Table 17 also shows the number and proportion of all negative interactions, that is the sum of negative protective interactions and negative restrictive interactions. The proportion of negative interactions ranged from 2% on Ward F to 18% on Ward C.

Forty percent of patients observed for the full planned two hour period had one or more negative interactions, but the proportion on individual wards varied from 13% on Ward F to 71% on Ward A (Table 17).

Table 17 Quality of staff-patient QuIS interactions by ward (baseline)

Ward (n interactions)	A (n=257)	B (n=322)	C (n=210)	D (n=313)	E (n=251)	F (n=201)	Total (n=1554)
Positive social	46 (18%)	50 (15%)	21 (10%)	49 (16%)	22 (9%)	16 (8%)	204 (13%)
Positive care	127 (49%)	196 (61%)	116 (55%)	205 (66%)	144 (57%)	139 (63%)	927 (60%)
Neutral	44 (17%)	54 (17%)	35 (17%)	34 (11%)	58 (23%)	42 (21%)	267 (17%)
Negative protective	22 (9%)	8 (3%)	16 (8%)	5 (2%)	7 (3%)	1 (1%)	59 (4%)
Negative restrictive	18 (7%)	14 (4%)	22 (10%)	20 (6%)	20 (8%)	3 (2%)	97 (6%)
Negative protective + negative restrictive	40 (16%)	22 (7%)	38 (18%)	25 (8%)	27 (11%)	4 (2%)	156 (10%)
Patients observed for full 2 hours (n patients)	17	20	23	20	21	16	117
Patients with ≥ 1 negative interactions	12 (71%)	7 (35%)	8 (35%)	9 (45%)	9 (43%)	2 (13%)	47 (40%)

Table 18 shows the quality of interaction by experimental group. Distribution across the QuIS categories is similar for intervention and control wards. Table 18 confirms that the proportion of negative interactions is the same (10%) for intervention and control wards. Of all patients observed, an average of 8% of interactions per patient were negative, and these proportions were similar across intervention (8%) and control (7%) wards. Of patients observed for the full two hour period, 45% of intervention ward patients had one or more negative interactions in a two hour period, compared to 30% of control ward patients.

In addition to tests of effectiveness, we also used baseline QuIS data to quantify and characterise staff-patient interactions and to identify the factors associated with negative interaction ratings. Findings are shown in our published paper displayed in Appendix 7.

Table 18 Quality of staff-patient QuIS interactions by experimental group (baseline)

QuIS rating	Baseline (n=1554)	
	CLECC (n=1143 interactions)	Control (n=411 interactions)
Positive social	167 (15%)	37 (9%)
Positive care	672 (59%)	255 (62%)
Neutral	190 (17%)	77 (19%)
Negative protective	42 (4%)	17 (4%)
Negative restrictive	72 (6%)	25 (6%)
Negative protective + negative restrictive	114 (10%)	42 (10%)
Patients (n)	92	41
% negative interactions per patient (min to -max)	8% (0 to 53%)	7% (0 to 63%)
Patients observed for full 2 hours (n)	80	37
Patients with ≥ 1 negative interactions	36 (45%)	11 (30%)

7.9.2 Patient evaluation of emotional care

Patient evaluations of emotional care in each ward using the PEECH administered through written patient survey are shown in Table 19 and Table 20. Higher scores indicate more favourable ratings. Table 19 displays mean and median PEECH scores for each subscale and total by ward. Scoring tended to be broadly similar between wards for each subscale, with connection subscale consistently scoring lower than the other three subscales on all wards. Total mean PEECH scores (sum of the mean of all items) ranged from 44.5 on Ward C to 52.9 on Ward E (out of possible total of 66). Distribution of scores is also similar between the two experimental groups (Table 20).

Table 19 Patient Evaluation of Emotional Care during Hospitalisation (PEECH) baseline scores by ward (baseline)

PEECH Mean (SD) Median (LQ, UQ)	Baseline (n=168)						
Ward (n)	A (n=25)	B (n=19)	C (n=20)	D (n=31)	E (n=30)	F (n=43)	Total (n=168)
Security (0-3)	2.53 (0.45) 2.50 (2.25,3.00)	2.29 (0.58) 2.33 (2.08,2.75)	2.21 (0.59) 2.33 (1.96,2.58)	2.30 (0.69) 2.40 (1.92,3.00)	2.58 (0.42) 2.67 (2.50,2.83)	2.43 (0.47) 2.50 (2.17,2.83)	2.41 (0.54) 2.50 (2.17,2.83)
Knowing (0-3)	2.42 (0.47) 2.33 (2.00,3.00)	1.78 (1.02) 2.00 (1.00,2.67)	1.96 (0.75) 2.00 (1.58,2.42)	2.05 (0.97) 2.33 (1.08,3.00)	2.35 (0.69) 2.50 (2.00,3.00)	2.45 (0.67) 2.67 (2.00,3.00)	2.22 (0.79) 2.33 (1.67,3.00)
Personal value (0-3)	2.42 (0.53) 2.60 (2.15,2.85)	2.08 (0.67) 2.20 (1.69,2.70)	2.18 (0.65) 2.30 (1.75,2.65)	2.25 (0.63) 2.40 (1.73,2.70)	2.53 (0.40) 2.60 (2.35,2.80)	2.43 (0.54) 2.60 (2.10,2.80)	2.35 (0.57) 2.50 (2.00,2.80)
Connection (0-3)	1.71 (0.61) 1.33 (1.33,2.33)	1.43 (0.79) 1.33 (0.83,2.00)	1.70 (0.85) 1.67 (1.33,2.67)	1.63 (0.83) 1.33 (1.00,2.08)	1.89 (0.71) 2.00 (1.33,2.33)	1.56 (0.84) 1.67 (1.00,2.00)	1.66 (0.78) 1.67 (1.00,2.33)
TOTAL PEECH (0-66)	51.5 (9.5) 52.0 (48.0,60.0)	44.9 (13.9) 47.0 (38.0,54.0)	44.5 (13.9) 43.5 (34.3,52.8)	45.8 (13.9) 50.0 (32.5,55.0)	52.9 (7.8) 54.0 (48.0,58.5)	50.2 (10.7) 52 (45, 59)	48.9 (11.7) 52.0 (41.0,59.0)

Table 20 PEECH scores by experimental group (baseline)

PEECH Mean (SD) Median (LQ, UQ)	Baseline (n=168)	
	CLECC (n=105)	Control (n=63)
Security (0 to 3)	2.48 (0.55) 2.50 (2.17, 2.83)	2.36 (0.51) 2.50 (2.00, 2.83)
Knowing (0 to 3)	2.18 (0.82) 2.33 (1.83, 3.00)	2.30 (0.72) 2.33 (1.67, 3.00)
Personal value (0 to 3)	2.34 (0.57) 2.50 (2.03, 2.80)	2.35 (0.58) 2.50 (2.00, 2.80)
Connection (0 to 3)	1.68 (0.74) 1.33 (1.17, 2.33)	1.61 (0.84) 1.67 (1.00, 2.33)
Total PEECH score (0 to 66)	49.2 (11.5) 51.0 (43.3, 57.0)	48.4 (12) 51.0 (42.0, 59.0)

An analysis was also performed of frequency of low PEECH scores, that is, where patients scored on average 2 or less (Table 21). Ward D had the highest proportion of patients with lowest scores for each subscale. No one ward consistently had the lowest proportion of patients with low scores for each subscale.

Table 21 PEECH frequencies of patients with low scores by ward (baseline)

Sub-scale	A (n=25)	B (n=19)	C (n=20)	D (n=31)	E (n=30)	F (n=43)	Total (n=168)
Security	5 (20%)	5 (20%)	3 (10%)	11 (38%)	3 (10%)	8 (20%)	42 (25%)
Knowing	8 (33%)	8 (32%)	10(35%)	12 (43%)	10 (36%)	12 (29%)	68 (41%)
Personal value	5 (20%)	5 (20%)	4 (14%)	9 (32%)	4 (14%)	10 (23%)	44 (26%)
Connection	16 (64%)	16 (64%)	17 (61%)	20 (77%)	16 (64%)	30 (77%)	123 (73%)

Table 22 indicates similar frequencies of patients with low scores for each subscale between intervention and control wards.

Table 22 PEECH frequencies of patients with low scores by experimental group (baseline)

PEECH	Baseline (n=168)	
	CLECC (n=105)	Control (n=63)
Security	23/100 (23%)	15/59 (25%)
Knowing	40/97 (41%)	22/59 (37%)
Personal value	25/100 (25%)	17/63 (27%)
Connection	67/93 (72%)	43/58 (74%)

7.9.3 Nursing empathy

Levels of self-reported empathy using Jefferson Scale of Empathy from the nursing survey varied across the individual wards, with Wards B and F scoring lower than the mean for all wards, and Wards C, D and E scoring higher (Table 23). Higher scores indicate higher empathy.

Table 23 Staff mean empathy (Jefferson Scale of Empathy) by ward (baseline)

Empathy (20-140)	Baseline (n=91)					
	CLECC (n=52)				Control (n=39)	
Ward	A (n=12)	B (n=5)	D (n=13)	E (n=22)	C (n=18)	F (n=21)
Total score (SD)	113 (13)	112 (18)	120 (13)	115 (14)	115 (10)	107 (17)

Table 24 indicates that intervention wards at baseline had a higher mean and median empathy score than control wards.

Table 24 Staff empathy (Jefferson Scale of Empathy) by experimental group (baseline)

Empathy score (20-140)	Baseline (n=91)	
	CLECC (n=52)	Control (n=39)
Mean (SD)	115 (14)	110 (14)
Median	117	113
(LQ, UQ)	(105, 127)	(102, 122)
Min to max	81 to 139	77 to 133

7.10 Chapter summary

Six out of seven ward teams invited to take part participated in the study and all remained in the study until data collection was complete. Ward teams were randomised to intervention (n=4) or control (n=2), and staff were amenable to the prospect of randomisation to either experimental condition.

This chapter has described the six participating wards at baseline assessment across a range of characteristics including specialty, patient dependency, staffing, ward leadership, ward climate, staff wellbeing, care quality, patient safety and core study baseline measures. The findings reflect a range of ward contexts, with similarities across some dimensions such as bed numbers. Some differences between wards were evident including staffing levels, and duration of ward leadership. Matrons' assessments of ward quality indicate that for all but one low scoring ward, matrons assessed the care quality as good but not of the highest possible quality. Our qualitative interviews with staff did not identify particular differences between the wards, and while all talked about the value of

relational care, staff also reflected that limited time with individual patients constrained their capacity to be compassionate. Most staff-patient interactions observed were rated as positive. However, a proportion of interactions on all wards were rated negatively. Forty percent of patients observed for two hours were rated as having one or more negative interaction during the two hour period. This proportion varied widely between wards (with intervention wards with a higher proportion than control wards) but indicates room for improvement on all participating wards. Staff survey results indicated staff on all the wards showed signs of burnout, over one third of respondents, nonetheless low response rates reduce certainty in the representativeness of these proportions in the staff group as a whole. Some individual staff on all the wards rated their empathy levels as low, others as high, and mean empathy levels for ward teams varied, with intervention wards with higher reported empathy. Low staff survey response rates suggest that these results need to be treated with particular caution. Overall, while these findings indicate some differences between the wards at baseline, there are also some remarkable similarities, particularly in relation to the quality of relational care which is largely positive, yet with clear scope for improvement, and in relation to the presence of burnout in the staff group.

While we were not successful in recruiting high proportions of nursing staff to take part in the written survey, the staff that did take part represented a wide range of characteristics including work role, seniority, professional experience, age and ethnic group. Recruitment of patients and visitors was more successful, with the observations of staff-patient interactions attracting a particularly high proportion of recruits. While not as high, recruitment to patient survey was still at a good level. Most patients involved in observations and the survey were older and female. A quarter of patients observed had evidence of cognitive impairment, compared to 12% of questionnaire respondents. A high proportion of visitors approached to complete a questionnaire agreed to do so with an average age of 62 years. Findings also indicate that the characteristics of participating staff, patients and visitors were equivalent across the experimental groups.

8 PROCESS EVALUATION RESULTS

This chapter reports the findings of the process evaluation that was undertaken as part of the feasibility study. The evaluation aimed to identify and explain the extent to which the planned intervention was implemented into existing nursing practices and to draw conclusions about optimising the sustainability of future CLECC intervention. The process evaluation was guided by the principles of Normalisation Process Theory (NPT) and used a mixed methods approach.

In total, 47 interviews were conducted, over three rounds, with 25 people. Interviews were conducted with a range of staff members, including ward leaders (n=4 people), deputy ward leaders (n=2), staff nurses (n=8), nursing health care assistants (HCAs) (n=7), senior hospital nurses (n=2) and CLECC PDNs (n=2). All four wards and all ward nursing staff roles were represented at each interview round. Senior hospital nurses were interviewed just once in the third round. Thirteen people were interviewed once, two people twice and ten people three times. The ward-based interviewees had worked on their current ward between two weeks and 14 years, on average four years. Staff nurses and deputy ward leaders had between two and 26 years of nursing experience, on average 12 years. HCAs had between two and 35 years working as a HCA, on average 13 years. All but one were female. Two ward study days were observed in full, in addition to five ward leader action learning sets.

Sections of this chapter are reproduced under a [Creative Commons Attribution \(CC BY 4.0\) license](#) with permission from Bridges et al.¹¹⁸

8.1 Implementation overview

CLECC was introduced to four ward teams in two hospitals. Its implementation in each hospital was led during a four-month implementation period (beginning June 2015) by a practice development nurse (PDN) recruited and employed by the hospital and seconded from another role. Over the course of the implementation period, the role of the PDNs was to work with the ward leader and the wider team to promote ownership of CLECC, to develop the learning activities into ways of working and learning that were seen to be feasible and helpful to the team and to develop a plan for sustaining what was good about CLECC after the departure of the PDN. The PDNs were mentored in their preparation for the implementation period by JB from the research team, working with a range of learning materials to prepare them for their role. The PDNs from each hospital communicated with each other regularly and also met up with JB for mentoring every 2 weeks at the outset, and then less frequently as time progressed.

Three ward teams ran the implementation period at the same time, and a fourth team started a few weeks later. The implementation period began for each ward team with the study days. Study days were exclusive to each ward team (i.e. they were not shared by participating teams from the same hospital). Each ward team had three study days led by

the PDN and a third of team members (RNs and HCAs, day and night staff) attended each of the days. This arrangement was intended to ensure that all team members had a chance to attend a study day. At both hospitals, a final “mop-up” study day was held to include staff from both wards that had not made it to any of the previous study days. Ward leaders were invited to participate in all three study days and all did, with the exception of one ward leader who arranged for a deputy to attend. Study days included an introduction to CLECC principles. Staff were invited to complete Climate of Care and Factors that Enable Climate of Care questionnaires on the study day, and give a written response to the phrase “I feel valued when...”. They also undertook a values clarification exercise on compassionate care, but the main focus of activities on the day was to create opportunities for staff to talk together and listen to each other about what it was like to work on the ward and to develop a shared vision for care.

Ward-based learning activities followed the study days. The PDNs initiated and trained staff in the cluster discussions. PDNs trained staff nominated for peer observations, arranged the observations of care and analysed the results. PDNs also analysed the material that staff had completed on the study days and they encouraged meetings between the ward leaders and matrons. Reflective learning sessions for staff were planned by the PDNs and they arranged for a senior nursing manager to visit the ward at the end of the implementation period to hear about how the team had used CLECC and what their plans were for taking their ideas forward. They also arranged and facilitated the action learning sets for ward leaders. The action learning sets were held for staff from both hospitals jointly together so that the set was larger than two members and the PDNs could share the facilitation.

8.2 The process of normalising CLECC into practice

The findings that follow illustrate the amount of cognitive and behavioural work that staff needed to do, individually and collectively, to normalise CLECC into practice. While many of the individual elements of CLECC were possible to implement during the four-month implementation period, sustaining this work beyond this time was difficult for some ward teams to achieve, and the findings that follow explain why this was the case. Findings are presented under the four NPT constructs and draw together data from all data sources.

8.2.1 Coherence: CLECC as limited set of concrete practices versus underpinning philosophy

There was clear evidence from the interview and observation data that staff at all levels were able to distinguish the CLECC intervention from current ways of working. People were able to articulate activities new to them associated with the CLECC intervention. Staff valued the principles behind CLECC, appreciating the focus on staff well-being and consequent impact on patient care quality.

"I thought they [cluster discussions] were a really good idea, not just to bring up problems but to also say – actually we did this this morning, this went really well – for someone to say – oh that was good or thank you, just thank you for your hard work this morning, we were really under pressure this morning and everyone's worked really well as a team, thank you." **N008 (HCA)**

For registered nurses in particular, the CLECC principles chimed with their aspirations for successful team working and high quality patient care. However, for HCAs who had not always worked in this type of environment for long, this was a new and generally welcomed way of thinking about their workplace. Beyond the activities staff were directly involved in, they struggled to visualise the purpose and potential of CLECC. Staff tended to associate CLECC with cluster discussions that took place part way through each shift, thus providing an opportunity to gather as a team and check on each other's wellbeing.

"So, whereas before they might know that orange bay is heavier than green bay, they might not necessarily have volunteered to go and help. Now they are much more aware that if they are going – well actually we're struggling – well, we're not, we'll come and help you and I think that's because of the [clusters] and the fact that we're all sitting down and going – is there anything we can do to help you? And if they are going – well actually I've got a really poorly patient, so I've been struggling with the others – right – well then – we'll come and help you. And it's made them more aware of each other." **N003 (HCA)**

All staff attended the study days and, on prompting, were able to link these sessions with CLECC. Staff were used to attending study days for a range of purposes but commonly attended as individuals. Participating in a study day where only other team members were present was considered unusual and was generally welcomed. Staff saw the study day as a way of ensuring that they were working together and an opportunity to engage with the ward vision, which was not previously explicit. The most important aspect of the study day was the chance to get to know each other, which staff reported they had not had the opportunity to do previously.

"We had the study days and they were all very good and I found that I got to know the different people within those study days, or how they felt and I thought – oh, I didn't know that. So that was useful." **N001 (Staff Nurse)**

The ward managers and PDNs charged with facilitating CLECC were involved in a wider range of CLECC activities. For ward leaders, additional CLECC activities included regular action learning sets and meetings with their matron where they discussed CLECC, and they were better able than other staff to note distinctions from usual practice. Ward leaders and PDNs were able to articulate the underlying philosophy of CLECC and to identify associated practices that were derived from CLECC yet which fell outside of the prescribed CLECC activities. In addition, senior nurse managers who were not directly involved in the CLECC intervention were able to confidently describe the underpinning principles based on what they had observed during the implementation

period. This account, although expressed differently from staff on the ward, reflected what staff gained from the CLECC intervention even though ward-based staff struggled to define or explain the intervention themselves. The tools that staff required were acquired through reflecting on their own practice with patients and staff and developing support strategies as individuals and as a team.

“To me CLECC is about giving staff tools to ensure that they support themselves to do a hard job. So it’s about providing – a nurse with the knowledge of what they need to deliver ... compassionate care or high-quality person-centred care, whatever you want to describe it as – every day, at a high quality standard, is what we have to aim for, but also with you having some insight into how your behaviour affects both your patient and your staff.” **SN002 (Director)**

“Um ... I don't know. Well I would say– it's about ... reviewing your – your practice about the care that you're giving to patients and to the staff team that you're working with. It's to look at – I don't know – more supportive strategies and a way of working together. I think identifying stress and anxiety in yourself because the job is – is stressful, you know, we're not robots.” **N012 (Nurse B6)**

Another influencing feature on coherence was the extent to which team membership and team leadership were transient on the participating wards. High staff vacancy rates resulted in wards frequently being staffed by nurses who were not trained in CLECC, or did not view CLECC as part of their role. Ward leaders reported in the ward profiles that bank or agency staff were used daily. Indeed, team membership and leadership shifted throughout the 12 months under study. One ward leader was appointed as a CLECC PDN and so her ward needed a new ward leader at the outset. Partway through the implementation period one ward team was split up and relocated because of ward refurbishment, and was brought back together again at the end. The ward leader led a smaller team in a different location during refurbishment and this smaller team continued to work with the CLECC intervention, with efforts being made to integrate other team members back into CLECC working practices once the whole team was reunited. The ward leader of another ward retired just after the four month implementation period. So just one of the four participating wards had the same team leader in the time running up to the implementation period, throughout the implementation period and still in place after 12 months of CLECC. There was turnover of other team members too. On average, 36% of staff left over the course of the study, consistent with turnover on the control wards. One senior manager viewed staff turnover as a result of CLECC as a positive outcome:

“[CLECC] exposed some practices, provided a culture where people could talk openly about how other members of staff made them feel; there has been a bit of a churn, so maybe some people that needed to go. People have now felt they’ve got a voice and, again, if people aren’t doing what we need them to do, then they need to go.” **SN002 (Director)**

But there was no provision for inducting temporary or newly arrived staff into CLECC, limiting their opportunity to make sense of CLECC.

In summary, although ward staff appreciated the potential value of CLECC, their understanding of CLECC was limited to and shaped by the concrete activities that they experienced. Additional knowledge about the underpinning principles of CLECC did not filter down to the team as a whole, with no evidence that coherence improved over time from the original induction into CLECC activities.

8.2.2 Cognitive participation: staff keen to participate but not sure who should drive it forward

Staff were generally keen to participate in the CLECC intervention, but it was not always clear whose responsibility it was to ensure it happened. The PDNs led the implementation of the CLECC intervention as planned during the four month implementation programme period. Each PDN worked simultaneously with two wards in their allocated hospital. University staff prepared the PDNs for their role and provided ongoing mentorship. The PDNs organised specified CLECC activities as per the CLECC implementation period for the ward teams and were a visible presence to the ward staff throughout the implementation period. The PDNs experienced challenges in ensuring that all the staff were exposed to the CLECC activities. This was primarily on wards where some staff worked set shifts and were never on shift during the organised activities.

The approach of the individual PDNs to facilitating the CLECC activities influenced the degree of ownership of the CLECC intervention by the ward staff. One of the PDNs continued to be the stimulus for these activities throughout the four-month period while the other PDN deliberately undertook to transfer ownership for making things happen within the ward team.

"The ward hadn't bothered doing their clusters...all I'd asked them to do was their two weeks of cluster meetings. They didn't do one." N036 (PDN)

The PDN that encouraged the team to take ownership of the CLECC intervention actively worked with staff to make the initiative flexible and fit with the resource pressures.

"It [cluster meeting] doesn't always stick to that time. It kind of depends how it's going. So we've had like busy days when stuff's been happening on the ward. At one point they [nursing staff] kind of ask permission to make it [cluster meeting] later, it's kind of sad. But I'm like..."yeah, do it whatever time it works in the ward. If we can do it, that's a bonus". So quite often it's -. Quite often it's the Health Care Assistants asking for it [cluster meeting]." N035 (PDN)

Although the PDN and ward leader/shift leader had initially been actively involved in originating the cluster discussions, as the intervention became embedded other team members took it upon themselves to call the cluster meeting in the absence of more senior leadership. In some cases it was the HCAs who led and on one ward the housekeeper became actively involved.

"They [Health Care Assistants] will remind whoever is in charge of the ward, and say "Are we having a check in today?" I've seen that quite a few times." N035 (PDN)

CLECC gave staff the opportunity to see themselves as innovators. The study days provided a mechanism through which staff could articulate their ideas for improving practice on the ward and stimulate the team to set shared goals. Some ideas had been raised in the past but had not been achieved. The staff felt more empowered to act on the ideas and to set things up so that the change was sustainable. Rather than working only at ward level, staff raised their ideas with the matron, in addition to the ward leader, who was able, in theory, to provide the resource to make the initiative a reality. Previously the matron would not have been aware of the strong feeling held by the ward team about certain direct patient care related issues as communication was usually through the ward leader alone.

"Quite a few of the staff have got involved in various different things that have come out of the study days, what they wanted to change, and thought they could do better. And they've gone off and sort of little groups, or twos and threes, and are bringing that stuff back, passing it through the Matron; putting a lot of that into place. It's things like patients families not bringing in toiletries; [patients] don't have clothes to go home [in]...getting [relatives] to bring in a set of clothes and make them leave them in the locker. Some of [the staff] are taking more initiative themselves, rather than waiting to be almost told or suggestions. From that point of view, I think it's helped that way." N030 (Ward Leader)

Not all the ideas were implemented in practice and this appeared to be linked to uncertainty about whose role it was to realise them or to authorise them. This lack of follow through was demoralising for the staff involved who were keen to put forward ideas and action plans.

"So I think they – some of them felt a little bit disappointed that they'd made these suggestions and took their time to – to do them and then no one really followed it through or said – yes, we can use that or no we can't. It just got left." N001 (Staff nurse)

Everyone interviewed reflected that they saw CLECC as a way to build the team and improve care, and this underpinned their participation in prescribed activities. All ward team members attended the study days and all ward leaders (except one who sent the same delegate each time) attended all of the action learning sets. Cluster discussions were also reported as well attended suggesting that people saw their engagement and participation as important. However the participatory role of staff outside of the ward team was less clear. Fortnightly meetings were encouraged between ward leaders and their matrons (usually the ward leader's line manager) but these did not go ahead for two of the ward leaders in one hospital, indicating a lack of clarity about the role of the matron in making CLECC happen.

“Unfortunately this has been the only element of the programme to have failed the intervention wards and both ward managers felt that there has been a negative impact from the lack of support from the matron. It was felt that items identified by the nursing teams that were considered areas requiring improvement and determining a solution for implementation were unsupported and even in some instances rejected.” N036 (PDN field note)

Two of the ward leaders (at the second hospital) already attended regular meetings with their matron and chose to use this already established forum to address the CLECC intervention. These already established meetings appeared to be linked with a more proactive matron role in supporting the CLECC intervention.

“So my matron's been very supportive the whole way through; we've kept in regular contact all the way through. She's been asking for updates, she's known about the interventions that we've done on the ward and has been really supportive.” N034 (Ward Leader)

While the majority of staff were keen to participate in the CLECC intervention when invited, there was variation by work role at all levels and between hospitals and wards, in the extent to which individuals saw it as their role to make CLECC happen.

8.2.3 Collective action: participation shaped by organisational context

Whether or not the activities went ahead as planned was mediated by the extent to which the proposed activity harmonised with the priorities of the wider organization and the resources made available to the ward team. A particular influence was the organisational priority afforded to material patient care activities over CLECC activities in the context of high patient care workloads. The flexibility of the CLECC intervention enabled staff to try other ways of implementing CLECC that partly overcame these barriers.

Staff reported that senior hospital managers had endorsed the work that had resulted from the CLECC intervention, suggesting that the benefits were visible and valued outside of the immediate ward team.

“They seemed to be really positive about it and they said – ‘if this is working for you, continue’. And she said ‘it does seem to be working because you've got so many things put in place, like a suggestion box, etcetera’ and she said – ‘if this is working for you, you know – go for it’.” N009 (HCA)

In spite of this support, also reflected in the senior nurse interviews, staff's participation in planned learning activities was viewed as of secondary importance to their role in providing patient care. The study days were designed in the original CLECC programme to be for the whole team, but managers were concerned that alternative staffing options for the ward would compromise patient care. Instead, ward teams were divided into three with each third attending a separate study day. The option to deviate from the protocol,

while still maintaining a degree of fidelity to the principles of CLECC, was essential to the implementation of the intervention from the outset.

"It wouldn't really be that compassionate to our patients if we left no staff whatsoever on the wards in order to train them. So, you know – I think that flexibility about how you do that – so I think whatever comes out needs to be about actually the important bit is that there's time and training and support."

SN001 (Director)

Cluster discussions proved possible to integrate into the working day and went ahead during the four month CLECC implementation period yet they were less readily convened when patient care demands were very high and staffing resource was low. The consistency with which the cluster discussions took place varied with who was on shift and reflected the perceived priorities by the team of the organisation at that time.

Twice weekly one hour reflective discussions as a group were planned, but on all wards, the demands of patient care in relation to the staff available, meant that it was not possible to release staff to attend them. In fact, staff other than the PDNs and ward leaders seemed unaware that the sessions were part of the CLECC intervention. Absence of the sessions meant that there was no forum in which to share with the team the results of the team climate analysis and values clarification exercise from the study days, or the peer observations of practice. Once it became clear that group sessions were not possible, PDNs experimented with different ways to encourage staff reflection. In one ward, the ward leader instead met with staff on a 1:1 basis. On other wards, results from peer observations were displayed for staff to see.

Interestingly, the part of the ward team relocated with the ward leader because of the refurbishment project (see earlier), found a focus on care and compassion much easier to integrate into their working day on the smaller ward and also found that the CLECC intervention had a significant impact on this as a choice of ethos by the ward leader.

"So there's a different ethos at the moment as well, because we're focusing on care and compassion". **N033 (Ward Leader)**

The ward leader's philosophy drove this focus, but more generous staffing levels and smaller patient numbers were seen as making it possible.

"So ... because of the staffing levels, lack of, you know, less patients, it's much easier to be more caring and more compassionate and talk to people because you're not trying to – you know – wash somebody and finish quickly and move on to the next person. So you have got time for those nice little conversations, you know, talking to people about what they did before and – you've got time to spend with patients." **N033 (Ward Leader)**

Staff also felt they needed the formal CLECC activities such as cluster discussions less while on this smaller ward, as they created other, less formal opportunities to catch up with each other throughout the shift. Once back as part of a larger team, cluster

discussions were seen as necessary again and were resumed by the team. However, staff struggled to find time as lower staffing ratios resulted in them feeling too busy to stop.

As the most visible representative of hospital managers, the support role of the matron in relation to the CLECC intervention, featured frequently in interviews. The extent to which the ward team perceived that they were supported in their endeavours by the matron was viewed as a strong mediator as to whether CLECC was a success in influencing care or not. Some staff were only accustomed to matron involvement when there were problems and these teams did not seem to be supported by their matrons to make changes that had arisen from the CLECC intervention. A lack of support with the CLECC intervention appeared to be linked with staff dissatisfaction with support from the matron in general.

"We don't hardly ever see a matron; the only time we ever see her is when she comes on and moans at us – or has something bad to say. She doesn't come on and praise – encourage or show that she's interested in the patients." N008 (HCA)

As noted earlier, other matrons were reported to be very supportive keeping in regular contact about the progress of the intervention. There appeared to be a disparity between senior management's expectations of the matron's role in the CLECC study and their actual involvement. At interview, one senior nurse manager reflected that their own role could have been more proactive in encouraging matron support for implementing CLECC.

"I assumed that my matron was working, was working with the ward managers on a weekly basis but I doubt it was what I expected it to be. So – I think we probably should have – should – could – have put more nursing leadership resources into it, just to provide that support and recognise it." SN002 (Director)

Staff generally participated in CLECC activities when the opportunity arose, but this was shaped by the extent to which participation harmonised with the priorities of the wider organisation and that resources were available to enable participation. Planned staff learning activities took second place to direct patient care and transient team membership and leadership meant that including the whole team in the CLECC project was not possible. Matron support mediated the extent to which teams were able to implement CLECC. CLECC properties of plasticity enabled staff to develop and adapt practices that suited local circumstances, but what was possible was constrained by the available resources and priorities of the wider organisation.

8.2.4 Reflexive monitoring: valued by staff but challenging to sustain

Findings indicate that staff appreciated and were able to make use of the opportunities presented by CLECC, resulting in reported benefits to personal wellbeing and capacity to care. Staff spoke of engaging more consciously and deliberately with patients as people, and prioritising this engagement over the completion of tasks. They recognised that their practice was already compassionate at times but CLECC had given them opportunities to

value these practices and to make personal commitments to be more consistently compassionate.

“CLECC, for me, is about giving the staff the empowerment to feel like they can sit and do things with patients that are – compassionate rather than task orientated, so rather than just doing the obs [observations] and just doing the washes, having that – even if it's just five minutes, just having a chat with the patient about – their life, their family or sitting and doing an activity with them; those rather than just – well we've got to get the washes done, we've got to get the observations done – which do still need to be done but it's about – giving the staff that – yes – that empowerment of being able to say, well actually, let's do something a bit different”. N034 (Ward Leader)

CLECC was associated with an improvement in staff morale and staff wellbeing more generally, which was viewed as impacting positively on patient care. Cluster discussions were often cited as the means through which staff became aware of each other's needs and identified ways to give each other support. The cluster discussions provided the space to plan when and where additional support might be required resulting in staff feeling that they were not on their own.

“So, whereas before they might know that orange bay is heavier than green bay, they might not necessarily have volunteered to go and help. They might have done but they might not, whereas now they are much more aware that if they are going – well actually we're struggling – well, we're not, we'll come and help you and I think – I think that's because of the check-ins [cluster discussions] and the fact that we're all sitting down and going – is there anything we can do to help you? And if they are going – well actually I've got a really poorly patient, so I've been struggling with the others – right – well then – we'll come and help you. And it's ... I think it's made them more aware of each other.” N003 (HCA)

Interestingly, some of the legitimacy for these practices seemed to come from the fact that they were part of the CLECC intervention. One interviewee cited an instance in which a senior manager visiting the ward came across a cluster discussion, which were also used by some teams to make sure that staff had a drink of water.

“I don't know who it was, but someone very high in the hospital [came to the ward] and was like, ‘mmm why are people standing and drinking on the corridor?’ But the manager said, ‘oh we have CLECC’, so...” N025 (HCA)

Once the manager was told the cluster discussion was part of CLECC, she was reported to have then understood the purpose behind an activity considered to be unusual enough to be remarked upon.

The study days provided an opportunity for staff who had been working together for a significant time period to get to know each other which facilitated better team working. Staff demonstrated that they could work together as a team without having to be directly led by someone more senior. The improved team working has reduced the work burden

for some staff and has provided opportunities for staff to undertake activities that previously would have been rare occurrences.

“But because of the task orientated work – we’ve managed to go, right, we’ve finished, [they] haven’t and then so we can go, right, we’ll give you guys a hand and then we can all be finished together. And then that means we’ve got more time to do things that we might not be able to normally do, like – wash someone’s hair, give them a nice – you know – do their nails and – yes. So it brings out that we – because of the cluster [discussions] – we can focus on who needs a hand and who doesn’t and then we can all try and just do a bit more than – we might not be able to, like, you know, massage someone’s feet, just the little extras that we might not be able to do normally.” N009 (HCA)

Staff generally were in favour of CLECC, and although some staff have taken ownership of particular aspects of CLECC, e.g. cluster meetings, doing things differently, there was reliance on the ward leader to facilitate continuation. Staff expressed concern that a change in leadership would result in the loss of a CLECC culture.

“I hope it goes on for a long time because – I don’t know – I don’t want it to end; I like it because – and I think everyone else likes it. I think people would miss it, but I think – I don’t know, I don’t know. Things change once you have different managers and things like that, so hopefully it won’t change when [ward leader] leaves but if we get a new manager and she doesn’t like it, then – I don’t know, I don’t know, to be honest.” N005 (Staff nurse)

The sustainability of CLECC was of concern to staff and the data highlighted what happened after the formal implementation period had come to an end. The principles which underpin CLECC appeared to be well embedded into the teams but the activities which support these principles had not continued on all the wards 12 months after the start of CLECC. Individual wards varied in whether they had developed and followed through with a sustainability plan for CLECC. Ward leaders wanted to repeat the study days, but felt that they would not happen in future without additional funding that came with CLECC as a research study. The ward leader action learning sets, although reported to provide valuable learning opportunities, had not continued and were not missed. Ward leaders felt able to find the space and support offered by the action learning sets elsewhere in already established systems. The formal reflective discussions were so sporadic that they did not feature in any CLECC sustainability plans. Peer observations provided a significant learning opportunity for those who did the observations, but without the space for formal reflective discussions to feed back the results to the team, these had quickly been forgotten as being part of the CLECC intervention.

The continuation or not of cluster discussions appears to be the most significant indicator of the sustainability of CLECC. All of the wards continued with the cluster discussions but some were more sporadic than others. The ward that included a drink for staff in the cluster meeting had the highest meeting rate, however, all the wards were empowered to ‘check-in’ with each other and not rely solely on handover. Attention to supporting each

other appeared to increase the relational capacity of individual team members and the team as a whole. Although staff were not able to comment on whether patients and carers believed care on their wards was more compassionate, staff had improved awareness of what allowed them to provide compassionate care and what hindered them. The cluster discussion was a tool that they did not have before which helped them to manage the challenges that they perceived as out of their control.

8.3 Chapter summary

This chapter shared findings aimed at identifying and explaining the extent to which the planned CLECC intervention was implemented into existing work practices, to enable conclusions to be drawn about how interventions of this kind can be optimised to support sustained compassionate care delivery in acute settings. Findings reflect that some but not all CLECC activities were feasible to implement into practice, with a variety of factors influencing their impact and sustainability. Staff were generally keen to participate and valued the positive contribution of CLECC to their own wellbeing, to more cohesive team working and to supporting good patient care. Many original CLECC practices did not continue beyond the implementation period, but staff reported that the philosophy and associated culture that CLECC had nurtured continued to guide their practice. Sustainability was strongly linked by staff to the extent to which the ward leader understood and valued CLECC.

Findings indicate that CLECC had some coherence for staff in that they appreciated its potential value, but their understanding was often limited to the concrete activities they had direct experience of. In terms of cognitive participation, staff were keen to participate, but ward teams varied in the extent to which individual members saw it as their role to make sure CLECC happened, and there was uncertainty as to the role of matrons in supporting CLECC. There was strong evidence of collective action to implement CLECC with team members generally participating when the opportunity arose, but ability to act or not was shaped by the extent to which activities harmonised with the priorities of the wider organisation. While staff valued CLECC, its sustainability was linked to factors outside of the direct control of the nursing team. These findings are discussed further in Chapter 11.

9 FEASIBILITY OF EVALUATING EFFECTIVENESS

A range of data were gathered and analysed to inform the design of a future study evaluating the effectiveness of CLECC in improving compassionate care. This chapter presents findings on the feasibility of evaluating effectiveness using a CRT design, including assessment of bias, and outcome measure performance. It also addresses the feasibility of measuring CLECC costs and benefits.

9.1 Pilot CRT assessment of bias

9.1.1 Selection bias

Selection bias was assessed by reviewing the demographic characteristics for each group recruited. These assessments focused on the representation of a wide range of nursing staff among the nursing questionnaire respondents, and on the inclusion of older patients and patients with cognitive impairment in observations and questionnaire completion.

9.1.1.1 Nursing staff

As noted in 7.8.4 above, nursing questionnaire respondents represented a range of ages, ethnic groups, job roles/bands and years of experience. However the overall low response rate to the nursing questionnaires (36%) reduces the certainty that the views of the respondents represent the views of all the staff working on the participating wards.

9.1.1.2 Participation rates of older patients and patients with cognitive impairment

Observations

In 17% (63 out of 362 approaches) the patient was assessed as not having capacity to make the decision to take part in the research. The care of 133 patients was observed at baseline and 140 at follow-up. Mean patient age at baseline was 83 years and at follow-up was 80 years.

At baseline 31% (n=41) of patients showed evidence of cognitive impairment. This was lower at follow-up (19%, n=27). Overall 25% (68 out of 273) of patients observed had evidence of cognitive impairment.

Patient questionnaires

Across both assessment periods, of patients approached to complete a questionnaire, 29% (178 out of 621) had cognitive impairment. Of these, 117 (66%) were excluded. The most common reasons for excluding patients once approached were recorded as “very cognitively impaired” (n=44, 38% of 117 excluded) and “no capacity” (n=59, 50%). Of those with cognitive impairment assessed following approach as eligible for inclusion 70% (43 out of 61) consented to take part and, of these, 98% (42 out of 43) returned a completed questionnaire (Table 25).

Of the patients approached to complete a questionnaire at follow-up (baseline data not collected), 86% (300 out of 347) were aged 65 years or older. Reasons for excluding these patients once approached were recorded as “no capacity” (48%, n=48 out of 101) and “very cognitively impaired” (32%, n=32). Of those assessed as eligible for inclusion 79% (156 out of 197) consented to take part and, of these, 91% (142 out of 156) returned a completed questionnaire.

Table 25 Participation of people with cognitive impairment in patient questionnaires

Consent and return rates		Patient
Baseline	Approached	59 (23%)
	Excluded	35 (59%)
	Declined	9 (15%)
	Consent rate	15 (63%)
	Return rate	14 (93%)
Follow-up	Approached	119 (34%)
	Excluded	82 (69%)
	Declined	9 (8%)
	Consent rate	28 (76%)
	Return rate	28 (100%)
Total	Approached	178 (29%)
	Excluded	117 (66%)
	Declined	18 (10%)
	Consent rate	43 (70%)
	Return rate	42 (98%)

9.1.2 Detection bias

At follow-up it was not possible to conceal the allocation from nurses completing the questionnaires because they knew whether or not their ward had taken part in the intervention.

For follow-up observations, a team of researchers (n=8) was recruited and trained which was otherwise not connected with the study. They were not directly informed of ward allocation by the research team although two reported that they learned the ward allocation from ward staff during data collection.

Researchers involved in distributing and helping patients and visitors with questionnaire completion were not blinded to ward allocation. Patients and visitors completing questionnaires were invited to speculate on whether or not they were on an intervention ward. At follow-up, 82% (28 out of 34) of control ward patients asked to reply “yes” or “no”, thought that they were on an intervention ward, compared with 64% (55 out of 86) of intervention ward patients correctly identifying that they were on an intervention ward. Researcher field notes record that patients found this questionnaire item confusing and

that researchers often had to reword it to aid understanding. For visitors at follow-up (who were also offered “don’t know” as an option), 16% (5 out of 31) of control ward visitors and 35% (18 out of 51) of intervention ward visitors thought they were on an intervention ward. Most visitors (61% on control wards and 59% on intervention wards) said they didn’t know. This method of assessing blinding may not be valid but these findings suggest that study ward allocation was mostly concealed to patients and visitors completing questionnaires.

9.1.3 Contamination

One concern with interventions such as CLECC that aim for behavioural change including collaborative behaviours, especially when intervention and control conditions are operating in parallel in the same organisation, is whether or not intervention practices “contaminate” control ward practices. A comparison of staff names on each ward between baseline and follow-up did not reflect that any intervention ward staff had gone to work on either of the control wards. This finding, however, does not preclude the possibility that intervention ward staff joined the control ward and then left again before follow-up data collection. Researcher field notes reflect a conversation with a matron who oversaw an intervention and a control ward. The intervention ward leaders had reported the value of the CLECC cluster discussions and at a meeting of the ward leaders from that specialty (that included a control ward leader), a decision was taken to adopt cluster discussions across all of the wards, with the exception of the control ward. There was no evidence that the control ward went on to adopt these practices anyway but the possibility cannot be excluded. In the other hospital, intervention and control wards were managed in different specialties and so similar mechanisms would not be in place, but in this hospital the director of nursing visited the intervention wards and reportedly expressed an interest in extending the CLECC intervention to other wards in the hospital. Thus, although no evidence was found of contamination, we did identify pathways within organisations through which this could happen.

9.2 Pilot CRT outcome measure performance

This section reports on the performance of the three core outcome measures: quality of staff-patient interaction using QuIS observations; nursing staff self-rating of empathy using JSE in the nursing written survey; and patient evaluation of emotional care using the PEECH instrument in the patient written survey. It also reports on the performance of EQ-5D-5L (health status measure in the patient survey) in measuring benefit as part of the economic evaluation.

9.2.1 Quality of Interactions Schedule (QuIS)

Using observations as a method of collecting data appeared to be highly acceptable to patients, staff and visitors. As discussed in section 7.8.1 above, a high proportion of patients approached agreed to take part. Staff and visitor consent was not explicitly sought, although they were invited through written study information to raise objections

if they did not wish a planned observation to go ahead or if they wished the observation to be halted. Patients were also informed that they could halt the observations at any time. No planned observations were cancelled or halted because objections were raised. Although inviting staff or visitors more explicitly to share their views may have led to some sessions not going ahead, no data were gathered that indicated this.

All but one of the 120 planned observation sessions went ahead as scheduled. On one occasion, an evening observation could not proceed because the researcher could not gain access to the locked office containing the computer tablet needed for data collection and so that session was rescheduled for the same time of day the following week. Observers were able to observe staff-patient interactions of up to 4 patients simultaneously. On some occasions (11%, 27 out of 273 patients), individual patients were observed for less than the planned two hours because they left the ward during the session and the protocol dictated that researchers did not follow them. If they returned to the ward during the two hour period, observation resumed. Data were gathered Monday to Friday, 8.00 a.m. to 10.00 p.m.

At close of each observation session, researchers were asked to record if staff being observed reported changing their behaviour because of the observation. Of 120 observations sessions, researchers didn't ask staff on 29% (n=35) occasions, recorded that staff reported changing their behaviour on 4% (n=5) occasions, and reported not changing their behaviour on 67% (n=80) occasions.

In a separate exercise to the main data collection, inter-rater reliability was tested over six two-hour observation sessions, involving three researchers. Each session included two of the three researchers. The nature of the QI Tool software design meant that it was possible to calculate reliability of the number of interactions recorded by each observer in each session, but not reliability of the quality of interaction rating. The intraclass correlation coefficient (ICC) for the number of interactions recorded per observation session was 0.93, 95% confidence interval (CI) (0.607, 0.990), p value=0.001, indicating high reliability. In earlier feasibility testing in acute hospital settings similar to those in the main study, using manual methods for recording quality of interaction, we found close agreement between observers in relation to the number of interactions observed (ICC=0.97) and moderate to substantial agreement on the quality of interactions (absolute agreement 73%, kappa 0.53-0.62 depending on weighting scheme).^{98, 119}

Because main study observation and questionnaire data were gathered from different patient groups, it was not possible to test the validity of QuIS ratings against patient-reported experience. In our earlier feasibility work, however, 17 patients who had been observed using QuIS were asked to rate interactions and 18 patients were able to complete a shortened version of PEECH. Patients without capacity to consent were excluded. We found 79% agreement (weighted kappa 0.40: $P < 0.001$; indicating fair agreement) between patients and QuIS observers over whether interactions were positive, negative or neutral.⁹⁸ This earlier work also found a significant correlation between the percentage of QuIS interactions which were rated positively and patient responses to the

individual PEECH item “exceeded expectations” on the personal value subscale (Spearman’s $r=0.603$, $P=0.008$).⁹⁸ We found moderate (but not statistically significant) association between the percentage of positively rated interactions, and PEECH’s “facial expression” (Spearman’s $r=0.426$, $P=0.088$) and “social conversation” (Spearman’s $r=0.402$, $P=0.098$).⁹⁸

The QI Tool software performed well, enabling the accurate collection and transfer of interaction and contextual data.

9.2.2 Jefferson Scale of Empathy (JSE)

The JSE was administered as part of the nursing survey. The whole questionnaire (not just the JSE) took a mean of 37 minutes to complete ($SD=50$, minimum to maximum=4-400). Completion time was calculated from inviting respondents to record the time they started the questionnaire and the time they finished. The longer completion times experienced by some individuals may have been because they were undertaking other activities rather than focusing solely on the questionnaire for those longer time periods, but we did not gather any data to substantiate this. Completed questionnaires did not reflect that respondents had any difficulties completing them and there was no feedback about problems from ward staff. However, there was a perception that they were lengthy to complete and therefore hard for staff to find the time to complete them, and this may have affected response rates.

9.2.3 Patient Evaluation of Emotional Care during Hospitalisation (PEECH)

The PEECH instrument was administered as part of the patient questionnaire survey and, as noted in 7.8.2 above had high acceptability with patients. Researchers helped patients complete the survey in 68% ($n=242$) of cases. The whole questionnaire (not just the PEECH) took a mean of 27 minutes ($SD=27$, minimum to maximum=4-330) and researcher field notes reflect that some patients found it too long. Field notes also reflect that having multiple response options presented by the PEECH’s four-point Likert-type scale was confusing, although this was improved when researchers presented a separate board with the responses written in larger type and invited patients to point to their chosen response. Patients completed their questionnaire in or by their bed because many had mobility difficulties and it was not practical for researchers to re-locate them for the purposes of questionnaire completion. Because researcher help was required for most patients to complete their questionnaires, this location meant that answers could not be given without risk of being overheard by others and researcher field notes reflect that some patients seemed concerned by this. Giving patients the option of pointing to their preferred response rather than verbalising it seemed to alleviate these concerns. Researchers reported that some patients had difficulty understanding some of the questions and so researchers had to reword them in order to get a response.

9.2.4 EQ-5D-5L health status

The EQ-5D-5L was administered as part of the patient questionnaire survey to inform the economic evaluation. The instrument was initially located on the patient questionnaire before the last item which asked for demographic details, but researchers found that starting the interview with asking about demographic details relaxed patients and was a good way to assess mental capacity. As a result, the EQ-5D-5L was often the last part of the patient questionnaire to be completed when researchers were helping with questionnaire completion.

Researcher field notes reflect that patients had difficulties understanding the EQ-5D-5L measure especially the visual analogue scale that requires subjects to mark on a numbered scale (0 to 100) how good their health is today. These concerns are reflected to an extent in the analysis of missing EQ-5D-5L data shown in Table 26. Eighty-nine percent (150 out of 168) of baseline patients and 76% (141 out of 186) of follow-up patients gave responses in all five domains of the EQ-5D-5L.

Table 26 Summary of EQ-5D-5L data at baseline and follow-up

Time	Participants	Mobility	Self-care	Activity	Pain	Anxiety	All
Baseline	Missing	11	10	16	9	9	18
	Recorded	157	158	152	159	159	150
	Total	168	168	168	168	168	168
Follow-up	Missing	19	17	23	17	18	27
	Recorded	167	169	163	169	168	159
	Total	186	186	186	186	186	186

The EQ-5D-5L score had a wide range among patients from 0.39 to 1 as shown in Figure 8 below. Thirteen percent (19 out of 149) of patients had a negative EQ-5D-5L score (<0). There was no strong correlation between EQ-5D-5L score and age or gender.

Mean EQ-5D-5L index values across six wards and two experimental groups (Table 27 and Table 28) are lower than general population by age (0.75 for age>75). A lower index value represents a lower quality of life, with 1 representing best health possible and 0 representing death. Lower than average values in this population is expected given they were in hospital. The EQ-5D-5L score (0.412) in the intervention group was lower than that in the control group (0.502), but there was no statistically significant difference in EQ-5D-5L score between both groups (0.09 (-0.026, 0.205)). EQ-5D-5L scores were different at follow up. Given that different patients were involved at each point, these changes, which were both positive and negative, cannot be interpreted as changes due to CLECC. Only the different groups of patients in each ward had the same ailments and severity at baseline and follow up could changes be attributed to CLECC.

Figure 8 Scatterplot of EQ-5D-5L scores at baseline and follow-up

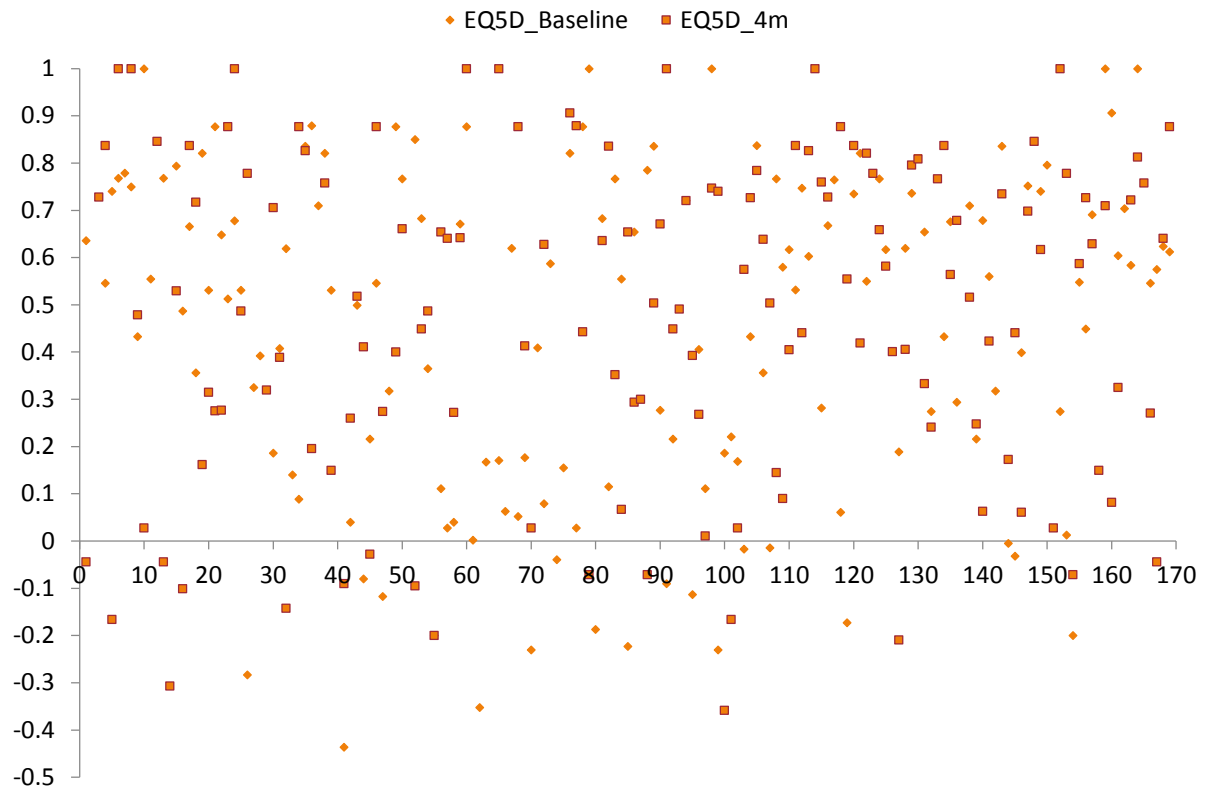


Table 27 EQ-5D-5L scores at baseline by ward and experimental group

	CLECC					Control		
EQ-5D-5L score	A (n=25)	B (n=19)	D (n=31)	E (n=30)	Total (n=105)	C (n=20)	F (n=43)	Total (n=63)
Mean	0.337	0.472	0.452	0.395	0.412	0.551	0.476	0.502
Lower 95% CI	0.189	0.281	0.332	0.262	0.344	0.376	0.353	0.404
Upper 95% CI	0.485	0.663	0.571	0.527	0.48	0.726	0.599	0.6
Min	-0.283	-0.436	-0.223	-0.2	-0.436	-0.352	-0.23	-0.352
Max	0.877	1	0.877	1	1	0.879	1	1

Table 28 EQ-5D-5L scores at follow-up by ward and experimental group

	CLECC					Control		
EQ-5D-5L score	A (n=32)	B (n=33)	D (n=29)	E (n=29)	Total (n=123)	C (n=31)	F (n=32)	Total (n=63)
Mean	0.314	0.545	0.463	0.419	0.433	0.651	0.572	0.602
Lower 95% CI	0.195	0.4	0.337	0.285	0.368	0.479	0.466	0.513
Upper 95% CI	0.433	0.69	0.589	0.553	0.497	0.823	0.677	0.692
Min	-0.2	-0.166	-0.2	-0.358	-0.358	-0.307	-0.209	-0.307
Max	0.846	1	1	1	1	1	1	1

The results of the QALY analysis based on EQ-5D-5L data showed large differences between wards at baseline and follow-up. This was not surprising, given that different patients with different ailments and severity were involved in each ward at baseline and follow-up. Consequently, although patients could be classified into Healthcare Resource Groups (HRGs: the basis on which NHS hospitals are paid), this does not include any measure of severity. Data on the quality of life of patients would need to be adjusted for severity if changes in EQ-5D-5L were to be interpretable. No agreed severity measurement exists and none is routinely collected in the NHS. Besides diagnosis, procedure and demographic data, no other relevant data are collected. Because a severity casemix measure was not used in this study, it is not possible to explain the differences in QALYs found.

9.3 Feasibility of estimating costs of CLECC

Initial training costs were feasible to calculate and primarily focused on the cost of ward staff time attending the study day and the cost of PDN time to facilitate the implementation period (Table 29).

Table 29 CLECC training costs

Cost	£	Comments for future use
Cost of whole ward team attending 8 hours study day (2014/15)	6,646	Study day can be covered in 7 hours. No travel costs as study day venue at usual place of work.
Cost of 0.5 FTE x Band 7 PDN to support CLECC implementation period on one ward. Over 6 months to include training for PDN and preparation for implementation period (2014/15)	12,857	May be able to reduce pre-implementation period phase to less than two months.

Total	19,503	
--------------	--------	--

Future calculations of cost-effectiveness will depend on the length of time any benefits of CLECC are sustained beyond the initial investment of these training costs. If, for instance, the training costs are one-off costs with the effects sustained over an infinite period of time these costs become negligible when assessing cost effectiveness and only ongoing implementation costs are relevant over time. Qualitative findings suggest that CLECC practices can be sustained for up to 12 months beyond the start of the implementation period. The cost of attaining and sustaining the benefits of CLECC over a 12 month period are therefore £53 per day per ward (£19,503/365), or £2 per bed day (based on 30 beds per ward) (£19,503/(365x30)). Were the benefits sustained over a 24 month period with no further training required, these costs would be halved.

In terms of ongoing costs of implementation, the results from qualitative interview data indicated that nursing staff implemented CLECC cluster discussions on the ward in short 5-10 minute sessions. Those who commented on whether or not extra time needed to be scheduled for such sessions suggested that it could be met within existing time schedules. Sessions remained within the short 5-10 minute slots, which was not seen onerous. When wards became particularly busy, the sessions did not take place. CLECC sessions were popular with all the nursing staff interviewed. CLECC “champions” were seen as important in ensuring that sessions took place. The nursing staff interviewed reported that implementation of CLECC did not require additional nurse time. They considered that ward leadership was more important to ensure that cluster discussions happened, especially at busy times.

9.4 Chapter summary

This chapter has reported a number of important findings that can inform the design of a future evaluation. Findings indicate no selection bias inherent in our study recruitment processes and methods. The methods employed were inclusive of all staff levels and also inclusive of older patients with a range of cognitive abilities, ensuring excellent representation from a traditionally hard-to-reach group, often excluded from research and yet who are prone to more negative experiences of hospital care. There was some evidence that observer researchers could find out the experimental group of the wards on which they were observing and this will need careful attention in a future trial. In addition, the findings of pathways for contamination beyond the intervention wards mean that future trial design will need to avoid running intervention and control conditions in the same organisation at the same time. A more positive interpretation of these same findings is that the CLECC intervention appears to have the potential for impact beyond the target ward teams and future evaluations should aim to explore this potential.

The QuIS tool was highly acceptable to patients recruited and had the highest rate of participation by patients with cognitive impairment compared to other methods. We demonstrated that our recruitment and data collection plans for QuIS use were feasible in

busy ward environments. Validity and reliability of QuIS was acceptable. The QI Tool software performed well, enabling straightforward data collection and upload.

Patient questionnaires, while very acceptable to patients, had a lower participation rate than QuIS for people with cognitive impairment. Most patients needed researcher help and there were complaints that it was too long. PEECH and EQ-5D-5L scales were hard for some patients to use.

The response rate to nursing questionnaires was very low, particularly at follow-up stage on the intervention wards, perhaps due to research fatigue. There was a perception that questionnaires were lengthy to complete and that staff were too busy. The low response rate means reduced certainty that the responses to the questionnaire represent the views of the nursing staff as a whole.

A patient outcome measure, such as EQ-5D-5L does not appear to be feasible to use to evaluate value for money for two reasons. First, given that some two thirds of patients needed help in completing the questionnaires, it could only be used in a full study as a proxy measure. Second, and more importantly, interpretation of EQ-5D-5L scores as measures of health improvement is not possible as different patients, with different ailments and severity, were involved at baseline and follow up. Without an adjustment for the various ailments and their severity, differences in EQ-5D-5L scores cannot be interpreted.

Through qualitative interviews with staff, we were able to establish that, aside from initial CLECC training costs (cost of staff time at team study day and cost of employing CLECC PDN), the implementation of concrete CLECC activities by ward teams was not associated with additional resource use. Nursing staff reported that the CLECC cluster discussions typically took 5-10 minutes each shift. They were dropped when wards became too busy to have them. We were also able to identify other candidate activities associated with supporting CLECC that merit attention in a future evaluation.

10 PILOT TRIAL OUTCOMES

The focus of this chapter on reporting the core outcomes of the pilot CRT is intended to inform the design of a future definitive evaluation, including the measurement of CLECC economic benefits. This chapter focuses on a comparison between experimental groups on the core outcomes for the study: quality of staff-patient interaction, patient evaluation of emotional care and nursing self-reported empathy. Intraclass correlation is also reported for each outcome. These data will enable sample size calculation and inform outcome measure selection and use in a future trial.

10.1 Quality of staff-patient interaction

The observed quality of staff-patient interaction using the Quality of Interactions Schedule (QuIS) between experimental groups at follow-up is shown in Table 30. Distribution of interaction scores across the five available categories is broadly similar to baseline distribution, with most interactions rated as positive care and least interactions as negative protective for each experimental group.

There are more positive (social plus care) and less negative (protective plus restrictive) scores for intervention wards at follow-up than control wards at follow up (78% versus 74%, 8% versus 11%). Chi square testing of these results suggested a significant difference between experimental groups ($p=0.017$) but the results shown in Table 31 indicate that once other variables are taken into account in the analysis, the odds of a negative interaction are not significantly reduced because of the effect of the CLECC intervention. Results are in the direction of an effect favourable to CLECC, that is, there were less negative interactions on intervention wards, but this was not a statistically significant difference.

The proportion of negative interactions per patient was calculated on all of the QuIS data ($n=140$ patients at follow-up). Results in Table 30 indicate that while some patients had no negative interactions, others had up to 67% of their interactions rated negatively. On average 10% of interactions per patient at follow-up were rated as negative.

Ninety two percent of patients (129 out of 140) at follow-up were observed for a full two hour period. For patients observed for the full two hour period, the number with one or more negative interactions during that two hour period was calculated (Table 30). Findings did not differ significantly by experimental group (Chi square $P=0.744$).

Table 30 Quality of staff-patient interaction QuIS by experimental group (follow-up)

QuIS rating (n interactions)	Follow-up (n=1555)	
	CLECC (n=1119)	Control (n=436)
Positive social	243 (22%)	64 (14%)
Positive care	632 (56%)	260 (60%)
Neutral	151 (13%)	62 (14%)
Negative protective	36 (3%)	21 (5%)
Negative restrictive	57 (5%)	29 (7%)
Positive social + positive care	875 (78%)	324 (74%)
Negative protective + negative restrictive	93 (8%)	50 (11%)
Patients (n)	92	48
% negative interactions per patient (min to -max)	8% (0 to 56%)	12% (0 to 67%)
Patients observed for full 2 hours (n)	85	44
Patients with ≥ 1 negative interactions	38 (45%)	21 (48%)

Table 31 QuIS multilevel logistic regression results: odds ratios (OR) of a negative interaction

Variables	Model 1 unadjusted OR [95% CI] (n=3,111)	Model 2 adjusted OR [95% CI] (n=3,111)	Model 3 adjusted OR [95% CI] (n=3,111)
CLECC effect	0.72 [0.35, 1.51]	0.47 [0.17, 1.29]	0.30 [0.07, 1.32]
Time period (Baseline vs follow-up)		0.56 [0.22, 1.43]	0.38 [0.11, 1.32]
Ward A (CLECC) B (CLECC) C (Control) D (CLECC) E (CLECC) F (Control)			1.00 0.60 [0.20, 1.83] 0.80 [0.21, 3.05] 0.75 [0.24, 2.35] 0.61 [0.19, 1.90] 0.23 [0.05, 1.02]
Variance component estimates (95% CI)			
Observation session level (n=120)	2.13 [1.25, 3.62]	2.09 [1.23, 3.55]	1.96 [1.14, 3.37]
Patient level (n=273)	0.51 [0.23, 1.13]	0.51 [0.23, 1.13]	0.51 [0.23, 1.13]

Table 32 illustrates the total of negative interactions by individual ward. At individual ward level, some wards (n=3) appear to have improved their QuIS ratings and some have deteriorated (n=3). The proportion of patients experiencing at least one negative interaction in a two hour period varies between individual wards from 25% to 64%. Two of the intervention wards show improvement between baseline and follow-up (that is the proportion of patients with negative interactions decreased), two show deterioration and the two control wards show deterioration.

Table 32 Negative staff-patient QuIS interactions by ward (follow-up)

Follow-up (n=1555 interactions)						
	CLECC (n=1119 interactions)				Control (n=436 interactions)	
Ward (n interactions)	A (n=282)	B (n=388)	D (n=210)	E (n=239)	C (n=233)	F (n=203)
Negative interactions	16 (6%)	31 (8%)	39 (19%)	7 (3%)	29 (12%)	21 (10%)
Change from baseline	↓	↑	↑	↓	↓	↑
Patients observed for full 2 hours (n patients)	CLECC (n=85 patients)				Control (n=44 patients)	
	21	22	18	24	23	21
Patients with ≥1 negative interactions	7 (33%)	14 (64%)	11 (61%)	6 (25%)	14 (61%)	7 (33%)
Change from baseline	↓	↑	↑	↓	↑	↑

10.2 Patient evaluation of emotional care

Patient evaluations of emotional care using the PEECH administered through written patient survey did not differ significantly by experimental group (Mann Whitney $P > 0.05$) although small non-significant differences in total score and 3 out of 4 subscales favoured CLECC (Table 33).

Table 33 PEECH mean (SD) scores by experimental group (follow-up)

PEECH	Follow up (n=186)		p*
	CLECC (n=123)	Control (n=63)	
Mean (SD)			
Security (0 to 3)	2.48 (0.50)	2.46 (0.48)	0.653
Knowing (0 to 3)	2.19 (0.88)	2.26 (0.66)	0.800
Personal value (0 to 3)	2.43 (0.57)	2.31 (0.57)	0.071
Connection (0 to 3)	1.81 (0.82)	1.71 (0.63)	0.350
Total PEECH score (0 to 66)	50.6 (11.3)	48.5 (9.8)	0.116

*Mann-Whitney U test P value for follow up

Fewer patients in the CLECC group had low scores in the connection subscale (63% vs 79%) (Table 34) but this was not adjusted for any potential differences at baseline or in patient characteristics or ward effects.

Table 34 PEECH frequencies of patients with low scores by experimental group (follow-up)

PEECH	Follow up (n=186)		p*
	CLECC (n=123)	Control (n=63)	
Security	27/117 (23%)	11/55 (20%)	0.650
Knowing	42/112 (38%)	24/52 (46%)	0.293
Personal value	30/117 (26%)	14/56 (25%)	0.928
Connection	73/115 (63%)	41/52 (79%)	0.048

*Chi square P value for follow up (not adjusted for baseline or patient characteristics)

The results shown in Table 35 indicate that once other variables are taken into account in the analysis, the odds of low connection scores are lower on the intervention wards, but not significantly so. Model 2 has been adjusted for ward, Model 3 for ward and baseline, and Model 4 for ward, baseline and patient characteristics (age, gender, ethnicity and education level).

Results are in the direction of an effect favourable to CLECC, that is, CLECC may be associated with a reduction in the odds of having a low score in the connection subscale of PEECH. However, this association is no longer significant when we adjust for baseline and patient characteristics.

Table 35 Logistic regression results: odds ratios (OR) of a low PEECH connection subscale score

Variables	Model 1 unadjusted OR [95% CI] (n=318)	Model 2 adjusted OR [95% CI] (n=318)	Model 3 adjusted OR [95% CI] (n=318)	Model 4 adjusted OR [95% CI] (n=273)
CLECC effect (CLECC vs control)	0.60 [0.37, 0.98]	0.47 [0.22, 1.00]	0.51 [0.17, 1.51]	0.47 [0.14, 1.59]
Time Period (Baseline vs follow-up)		0.72 [0.34, 1.53]	0.75 [0.30, 1.82]	0.76 [0.27, 2.10]
Ward			1.00	1.00
A (CLECC)			0.87 [0.39, 1.98]	0.97 [0.36, 2.61]
B (CLECC)			1.04 [0.36, 2.97]	0.56 [0.17, 1.89]
C (Control)			1.59 [0.69, 3.64]	2.10 [0.80, 5.54]
D (CLECC)			1.15 [0.51, 2.57]	0.97 [0.37, 2.52]
E (CLECC)			1.41 [0.55, 3.60]	1.30 [0.45, 3.75]
F (Control)				
Patient characteristics				
Age				1.00
50 years or younger				1.22 [0.19, 7.90]
51-60 years				1.22 [0.21, 7.00]
61-70 years				0.72 [0.16, 3.16]
More than 70 years				
Gender (Female vs Male)				2.08 [0.11, 1.19]
Education				1.00
Primary school				0.37 [0.11, 1.19]
Secondary school				0.55 [0.15, 2.06]
College				1.04 [0.20, 5.42]
University				

Patient evaluations of emotional care in each ward at follow-up are shown in Table 36. Higher scores indicate better patient-reported experiences. As at baseline, connection consistently scores lower than the other subscales. Total mean PEECH scores range from 47.6 on Ward C to 53.8 on Ward B (out of possible total of 66). There was a small improvement in total mean PEECH score summed for all the wards from baseline to follow-up (48.9 (SD 11.7) to 49.9 (SD 10.8)). There are variations in direction of change over time between individual wards with Ward E showing deterioration across all subscales and in total PEECH score, and Wards B, D and C showing improvement in all subscales and in total.

Table 36 PEECH scores by ward (follow-up)

PEECH Mean (SD) Median (LQ, UQ)	Follow-up (n=186)					
	CLECC (n=123)				Control (n=63)	
Ward (n)	A (n=32)	B (n=33)	D (n=29)	E (n=29)	C (n=31)	F (n=32)
Security (0-3)	2.37 (0.57) 2.67 (1.83, 2.83)	2.59 (0.41) 2.67 (2.17, 3.00)	2.45 (0.54) 2.67 (2.00, 2.83)	2.54 (0.48) 2.67 (2.17, 3.00)	2.48 (0.52) 2.50 (2.00, 3.00)	2.44 (0.46) 2.45 (2.17, 2.83)
Change from baseline	↓	↑	↑	↓	↑	↑
Knowing (0-3)	2.23 (0.85) 2.33 (1.83, 3.00)	2.40 (0.70) 2.67 (2.00, 3.00)	2.08 (0.99) 2.33 (1.17, 3.00)	2.05 (0.97) 2.33 (1.67, 3.00)	2.33 (0.67) 2.17 (2.00, 3.00)	2.21 (0.66) 2.33 (2.00, 2.67)
Change from baseline	↓	↑	↑	↓	↑	↓
Personal value (0-3)	2.32 (0.68) 2.60 (1.70, 2.93)	2.63 (0.42) 2.78 (2.38, 3.00)	2.43 (0.46) 2.50 (2.00, 2.80)	2.32 (0.65) 2.55 (2.03, 2.80)	2.25 (0.66) 2.60 (1.70, 2.73)	2.36 (0.50) 2.60 (2.10, 2.70)
Change from baseline	↓	↑	↑	↓	↑	↓
Connection (0-3)	1.74 (0.85) 2.00 (1.00, 2.67)	2.11 (0.82) 2.33 (1.33, 3.00)	1.64 (0.85) 1.67 (1.00, 2.33)	1.75 (0.72) 2.00 (1.33, 2.33)	1.81 (0.55) 1.67 (1.67, 2.08)	1.63 (0.68) 1.67 (1.25, 2.00)
Change from baseline	↑	↑	↑	↓	↑	↑
TOTAL PEECH (0-66)	48.6 (13.5) 52.5 (37.0, 62.0)	53.8 (8.5) 55.0 (49.0, 59.0)	50.1 (10.2) 53.0 (40.0, 58.5)	49.6 (12.3) 52.5 (40.0, 61.5)	47.6 (10.8) 47.0 (39.5, 57.0)	49.2 (9.1) 52.0 (43.0, 56.0)
Change from baseline	↓	↑	↑	↓	↑	↓

10.3 Nursing staff self-reported empathy

Levels of self-reported empathy using Jefferson Scale of Empathy from the nursing staff survey (RNs and HCAs) varied across the individual wards at baseline and at follow-up. Higher scores indicate higher empathy.

Empathy scores by experimental group at follow-up are shown in Table 37. Mean and median empathy scores were similar across experimental groups at follow-up. A Mann-Whitney U test confirmed no significant difference between groups ($p=0.800$).

Table 37 Staff empathy by experimental group (follow-up)

Empathy score (20-140)	Follow-up (n=87)	
	CLECC (n=53)	Control (n=34)
Mean (SD)	112 (17)	113 (13)
Median	115	115
(LQ, UQ)	(102,125)	(104, 122)
Min to max	57 to 133	79 to 135

There was a small reduction in mean empathy score for all wards from baseline to follow-up (113 versus 112). Mean empathy scores decreased on four wards from baseline to follow-up, and increased on two wards (Table 38).

Table 38 Staff empathy (Jefferson Scale of Empathy) by ward (follow-up)

Empathy (20-140)	Follow-up (n=87)					
	CLECC (n=53)				Control (n=34)	
Mean (SD) Median (LQ, UQ)						
Ward	A (n=10)	B (n=10)	D (n=15)	E (n=18)	C (n=16)	F (n=18)
	108 (12)	113 (16)	114 (20)	112 (18)	113 (9)	113 (16)
	109 (99, 117)	115 (99, 128)	120 (102, 129)	116 (105, 126)	114 (105, 120)	116 (104, 126)
Change from baseline	↓	↑	↓	↓	↓	↑

10.4 Intraclass correlation (ICC)

At ward level, ICCs for QuIS, PEECH (subscales and total) and JSE were low (<0.1). ICC was high at observation session level for QuIS (Table 39).

Table 39 Intraclass correlation (ICC) for primary outcome measures

Outcome measure	Level	ICC	95% confidence interval
QuIS	Ward	0.071	0.000 to 0.164
QuIS	Observation session	0.411	0.264 to 0.558
PEECH security	Ward	0.011	0.000 to 0.050
PEECH knowing	Ward	0.023	0.000 to 0.073
PEECH personal value	Ward	0.027	0.000 to 0.079
PEECH connection	Ward	0.011	0.000 to 0.053
PEECH total	Ward	0.027	0.000 to 0.077
JSE	Ward	0.000	0.000 to 0.059

10.5 Economic evaluation

The implications of the findings reported in this chapter are briefly explored in relation to an economic evaluation. None of the outcomes reported here seems appropriate for use in cost effectiveness analysis. Such analysis typically takes the form of cost per unit of a particular outcome, usually the primary outcome. The primary outcome here, QuIS, is not expressed as a single number which rules out any use of cost per QuIS unit. The same broadly applies to PEECH. Although nurse empathy is expressed as a single score, interpretation of a cost per unit of nurse empathy would be difficult. Given these difficulties, the most productive way forward would involve an impact inventory of the sort recommended in a recent authoritative review.¹²⁰ Besides being good practice for all economic evaluations, this would ensure that relevant data were presented on the range of costs and benefits involved.

10.6 Chapter summary

This chapter has focused on a comparison between intervention and control wards on the core outcomes at follow-up for the study: quality of staff-patient interaction, patient evaluation of emotional care and nursing self-reported empathy. The results suggest that CLECC may have a favourable effect in reducing negative interactions between staff and patients, and in reducing patients' experiences of lack of emotional connection with staff, but as expected, we did not detect significant differences once other variables were accounted for. We found no evidence that nursing staff empathy improved because of CLECC but these results in particular have to be viewed in the context of the low response rate to nursing surveys. Improving staff survey response rates in a future evaluation will improve confidence that bias is not skewing the results.

We reported between-ward differences but differences at this level and on this small scale are as likely to be explained by random variation as any other cause.

This chapter also reported on intraclass correlation for the three core outcome measures. All measures showed a low variance at ward level. However, there was a clear design effect apparent with QuIS at an observation session level, and this will need to be accounted for in the design of a future trial.

These results reported here will enable sample size calculation and inform outcome measure selection and use in a future trial, and are followed up further in the next chapter.

11 DISCUSSION

This study aimed to assess the feasibility of implementing the CLECC (Creating Learning Environments for Compassionate Care) intervention in acute hospital settings; and to assess the feasibility of conducting a cluster randomised trial with associated process and economic evaluations to measure and explain the effectiveness of CLECC.

The objectives were:

1. To determine the feasibility of implementing the CLECC intervention and sustaining the resulting work practices.
2. To inform the design of a definitive evaluation of CLECC's effectiveness.
3. To inform the measurement of costs and benefits of CLECC in a definitive evaluation.

Findings show that the CLECC intervention is feasible to implement in practice with medical and surgical nursing teams in acute care hospitals. We found strong evidence of good participation by nurses and HCAs and staff reported benefits throughout its introductory period and beyond. Further impact and sustainability were limited by the focus on changing ward team behaviours rather than wider system restructuring. The pilot CRT proceeded as planned and randomisation was acceptable to teams. There was some evidence of contamination between wards in the same hospital but not between wards involved in the study. QuIS performed well with a high recruitment rate and good inclusion of people with cognitive impairment. At follow-up there were higher total positive and lower total negative QuIS ratings for intervention wards versus control wards. More control ward patients than intervention ward patients scored lowest (i.e. more negative) scores on PEECH connection subscale. These differences, while supported by the qualitative findings, are not significant. No significant differences in nursing empathy were observed, although response rates to staff questionnaire were low. We also identified the costs associated with using CLECC and recommend that an impact inventory is used in any future study.

Each of the study objectives is addressed in more detail below.

Sections of this chapter are reproduced under a [Creative Commons Attribution \(CC BY 4.0\) license](#) with permission from Bridges et al.¹¹⁸

11.1 Feasibility of implementing and sustaining CLECC

The process evaluation aimed to identify and explain the extent to which the planned intervention was implemented into existing nursing practices and to draw conclusions about optimising the sustainability of future CLECC intervention. We found that, on all of the wards, many of the individual elements of CLECC were welcomed by staff and possible to implement during the implementation period. We also found that sustaining this work beyond this time was difficult for some ward teams to achieve. Findings point to refinements needed to CLECC to improve the prospects for its impact and sustainability. Findings applied across the ward contexts, in spite of some important differences between wards at the outset including specialty, staffing levels and ward leader experience.

While CLECC had limited coherence for some staff, it was welcomed by teams and served as a broader stimulus to collective action. CLECC developed cultures in which reflection, learning, mutual support and innovation were legitimised within the work-team, and in which expertise was seen to be distributed more widely between managers, RNs and HCAs. CLECC moved all the teams further along the continuum to becoming more expansive learning environments,²⁸ but implementation was mediated for all by the context of working in an acute hospital environment. Staff highlighting what they valued about CLECC illuminated the stark realities of team-working in such settings. The struggle to find the time to participate in CLECC reflects the pressure on staff to be constantly engaged in material patient care activities. Staff valued the cluster discussions because, otherwise, there was little opportunity to support each other's wellbeing. They appreciated the study days because they could get to know each other as people. They valued CLECC because otherwise, they were lone workers, sharing working time and space with other team members, but not actually working as a team at all. The intensification of nursing work due to rising patient complexity, in parallel with the application of increasingly stringent financial efficiency quotas is well documented.¹²¹⁻¹²³ These findings paint a rich picture of the consequences for staff experiences at work and explain associations between hospital work-team climate and staff wellbeing reported elsewhere.^{25, 26}

Staff at all levels were able to identify the benefits to patient care of ward staff engaging in CLECC activities, echoing other findings that the creation of unmanaged spaces for work-team members to "take shelter" provides the potential for valued learning and social support for difficult work with clients.^{38, 122} The findings confirm that intervening at work-team level can be successful, confirming an association conjectured from other research.^{25-27, 124} In spite of high workloads, CLECC empowered staff to reflect on local norms governing team practice, and on the relationships and resources that aligned with them, and to make some changes, confirming the original programme theory (set out earlier in section 1.3) and indicating that collective agency can play a part in shaping relational capacity at individual and work-team level.^{122, 125} However, we also found that implementation was uneven between teams, particularly over the longer term, reinforcing

the value of paying attention to the sustainability of complex interventions beyond initial set-up.¹²⁶⁻¹²⁸

Factors outside of the direct influence of the ward teams mediated the impact and sustainability of the intervention, in particular the institutional norms that legitimated staff's participation (or not) in CLECC activities and the interpretation by more senior figures (including PDNs, matrons and senior hospital managers) of what CLECC was and their role in supporting it. While CLECC draws on principles of democratic working, and we saw how HCAs in particular were enabled to take a lead in some CLECC activities, its longer term success relied on cognitive participation from more senior members of the hierarchy. The authority that ward staff had to control how they spent their time, to innovate and to afford their own and colleagues' wellbeing some priority varied between teams and was dependent on the signals, or "invitational qualities"¹²⁵ from these more senior figures as to what was legitimate or not. These findings that nurses do not control the conditions in which they work echo extensive research on the curtailment of professional autonomy in publicly funded health care, and the particular position that nursing as a profession occupies.^{5-7 123, 129-131} Matrons are the point at which organisational drivers, often business imperatives, must align with professional imperatives and the needs of frontline teams and their patients. The hybrid role and competing identities for nursing managers of this kind have been highlighted elsewhere^{123, 132, 133} and it is unsurprising that we identified different approaches to managing this key role. While the current CLECC activities related to senior manager participation appear to have aided coherence, findings suggest that additional activities targeted at improving their cognitive participation may be needed. Contextual features that appeared to be relevant to CLECC's implementation journey included institutional norms regarding the legitimacy and nature of nursing work, staff learning and staff support; interpretation of key stakeholder roles (including nursing managers and PDN); and ward-level characteristics such as staffing levels in relation to patient workload, and stability of workforce and team leadership over time.

Our findings indicate that higher and more sustained impact for interventions such as CLECC may only be possible through more substantial restructuring that re-shapes the conditions in which people are able to act.^{53, 54} We support Parker's assertion that caregiving organizations need to be designed to enable caregivers to access functional work-teams within which they can interpret their experiences, and we have identified a number of concrete but modifiable barriers that merit attention in such design, including lack of time and institutional rules that undermine the value of staff-to-staff social support.³⁸ They also include more clearly defining the role of nursing managers in signalling the legitimacy of staff providing each other with emotional support, supporting nursing teams to meet and learn together. Future versions of the CLECC intervention should include new activities to engage nursing managers in the implementation period, involve them in the learning activities and create opportunities for them to engage and reflect with frontline staff.

These findings reflect that relational work in caregiving organisations depends not just on individual caregiver agency but also on whether or not this work is adequately supported by features of the wider system. Relational capacity may thus be regarded, not just as a property of individual practitioners, but a modifiable and situated property of work-teams. The limitation that institutional norms of legitimate nursing work placed on staff finding time to meet together raises the prospect of lack of relational capacity at a wider system level, and suggests that wider restructuring beyond middle manager roles may in fact be needed to effect substantial and sustained change.

These findings offer possibilities for actively restructuring work team conditions to enable the relational aspects of caring and working. Complex interventions such as CLECC can be theorised as “time-limited series of events, new activity settings and technologies” in systems, the focus of the intervention being to generate new structures of interaction and new shared meanings.^{53, 54} Adopting this perspective means that the focus of change efforts is not just the behaviour of individual staff, but also on restructuring of relationships, norms and resources in the wider system that may play their part in the success or otherwise of the intervention. The findings point towards a number of organisational conditions in which high quality care is most likely and in which interventions of this kind are most likely to succeed, and these are set out in the next chapter. Further research across a wider range of organisational settings will enable these emerging theories to be refined to enhance their transferability. This further research will also enable us to more closely describe the links between context, implementation processes and outcomes associated with implementation of the CLECC intervention.

11.2 Informing future CLECC evaluation

Our systematic review reported earlier found that any of the interventions we investigated might be deemed worthy of further investigation based on their positive outcomes but none could be recommended for routine implementation, given the lack of theoretical basis and description for many interventions, the pervasive positive bias that is associated with weak study designs, and the lack of evidence for impact on patient outcomes in most studies.¹⁵ Adherence to recognised and emerging standards for developing and evaluating complex interventions, such as the UK Medical Research Council framework,⁸⁸ and fuller reporting of interventions and outcomes would address many of the issues noted in our review. We concluded that many researchers in this field have been unable or unwilling to use experimental designs within the context of mixed methods approaches to evaluation.

The findings from this study indicate that use of experimental design to evaluate the effectiveness of compassionate care interventions within the context of a mixed methods study is feasible, as is a focus on outcomes that are patient-based. Ward teams were successfully randomised to intervention or control, and staff were amenable to the prospect of randomisation to either experimental condition. All wards recruited remained in the study throughout data collection and all clusters randomised to the intervention went on to receive it. Blinding of patients and visitors to ward allocation appeared

successful, although strategies to blind researchers gathering data need further development in a future trial. While we identified some differences between individual clusters and individual participants in the trial, none were sufficiently substantial to raise concerns of baseline imbalances between intervention and control conditions.^{134, 135}

We found evidence of pathways through which the CLECC intervention had the potential to influence practice in other wards in both of the participating NHS Trusts. This may be a sign of CLECC's success in transforming and embedding in the wider system, but also indicated that future studies of effectiveness should not run intervention and control conditions in the same organisation over the same time period. This will be an important consideration in designing any future definitive experiment.^{136, 137}

Older patients with a range of cognitive abilities are a traditionally hard-to-reach group in research, especially when they are unwell and in hospital. Even though they are more prone to negative experiences of hospital care, they are often excluded from research.^{4, 138, 139} While cognitive deficits may limit some people's ability to share their experiences, our findings indicate that devising recruitment and data collection methods that maximise support and inclusion can be successful. It is estimated that at any one time up to 25% of beds in acute hospitals are occupied by people with dementia, with the figure likely to be higher on specialist older people's care wards.^{140, 141} Overall 25% of patients observed in this study had evidence of cognitive impairment, suggesting that our sample was representative of the wider hospital population. Of all the patient questionnaires returned, 12% were completed by patients with cognitive impairment and so we were less successful in achieving representativeness here.

Our findings echo those of Goldberg et al. that structured non-participant observation appears to be the most promising method to describe the experiences of older people with cognitive impairment in the general hospital setting.¹³⁸ Participating in an observation does not require any particular state of health, abilities or performance from the patient in question, whereas, for instance, answering questions in an interview about one's care experiences requires as a minimum orientation to place, language skills and attention.¹³⁹ We did find that recruitment of people with cognitive impairment to the study took more time, as did completing questionnaires with them, and this has resource implications for future research with this patient group. In relation to patient involvement in general, this method overcomes the reluctance of patients to evaluate care they while it is ongoing noted in studies cited earlier

Our development of the QuIS tool for use in acute settings worked well and our earlier work confirmed an association between patient-reported experience and observed staff-patient interaction.⁹⁸ However, our earlier work did not include people with a cognitive impairment and validation of QuIS ratings with this patient group may be a necessary next step in the tool's development. While a clear design effect was apparent with QuIS at observation session level that will need to be accounted for in the design of a future trial, benefits to the use of this tool were notable.¹³⁶ Acceptability of the tool to patients and staff was high and reliability between observers was acceptable. We did not find any

evidence that staff changed their behaviour as a result of being observed but this possibility cannot be eliminated. However, the findings across both assessment periods that a proportion of interactions observed were negative indicate that, even if staff planned to give consistently good care while being observed, they were not successful. While we cannot eliminate the possibility of observer effects, the effect in a future trial will be present on all wards in all conditions and so differences between wards can still be attributed to the intervention. We know from other work that quality of interactions with staff is very important to older people and shapes their experiences in hospital settings and so its successful measurement is a good indicator of compassionate care.⁴ Our findings from this study confirm that observation-based measures are more inclusive of patient groups vulnerable to negative experiences in hospital. Overall, they support the selection of quality of staff-patient interaction, measured by an observational tool such as QuIS, as a candidate primary outcome in a future trial.

The response rate to nursing questionnaires (36%) was very low, particularly at follow-up stage on the intervention wards, perhaps due to research fatigue. There was a perception that questionnaires were lengthy to complete and that staff were too busy. The low response rate means reduced certainty that the responses to the questionnaire represent views of the nursing staff as a whole, although the findings of burnout and low empathy within the staff groups on every ward were important. The response rates are typical for surveys of this kind with this population. For instance, in a European study on nurse staffing levels, an estimated 39% of 2917 registered nurses working on NHS medical and surgical units in England completed a questionnaire similar to the one used in this study.¹⁴² Deploying a shorter questionnaire and negotiating time for their completion with managers may enhance response rates in a future study.

Small but non-significant differences between experimental groups at follow-up in quality of interaction and patient evaluation of emotional connection with staff are promising findings, particularly in the context of qualitative findings that indicate benefits to patient care perceived by staff. Data were gathered four or more months after the end of the implementation period, indicating that if there is an effect that can be attributed to CLECC, it is sustainable beyond the period in which CLECC is being actively facilitated by the PDN. We found no evidence that nursing staff empathy may be improved because of CLECC but these results in particular have to be viewed in the context of the low response rate to nursing surveys.

These findings are an important contribution to a field in which use of experiments is relatively rare, and the results reported here will inform study design, sample size calculation and outcome measure selection and use in a future trial.

Our qualitative findings illuminate the importance of context in shaping implementation and outcomes and strongly indicate that future measurement of benefit should be part of a mixed methods evaluation.

11.3 Informing measurement of CLECC costs and benefits

Our findings have established the feasibility of estimating the cost of a CLECC type intervention. Intervention costs were calculated as training costs (PDN time and staff time attending study day) and ongoing implementation costs (cost of staff engaging in CLECC activities on the ward). The extent to which training costs would be an additional cost to existing training would need to be clarified in a future study, including any further training costs incurred from shifting team membership and the need for refresher sessions for existing staff. Through qualitative interviews with staff, we were able to establish that, aside from initial CLECC training costs, the implementation of concrete CLECC activities by ward teams was not perceived to require additional resource uses. However, given the size of our sample and its qualitative nature, we consider that staff time spent on CLECC activities would still need to be recorded and costed in any larger trial. Data should also be gathered on the amount of training delivered through a register of attendance at classroom training, action learning sessions and cluster sessions. The findings also indicate candidate activities associated with supporting CLECC that merit attention in a future evaluation.

A patient level outcome measure such as EQ-5D-5L was shown not to be feasible, mainly because different patients with different ailments and severity were involved at baseline and follow up. Use of a patient specific outcome requires either that the same patients in both intervention and control groups are measured over time, or that adequate adjustments for the casemix of severity can be made. Neither seems likely. Neither QuIS nor any of the secondary outcomes were promising candidates for cost effectiveness analysis, due mainly to lack of single summary measures. While QuIS is used as an audit tool in Scotland and has been applied to some services in the English NHS, it does not at present lend itself to use in cost effectiveness analysis. Provision of data on QuIS and other ward levels scores may be of use in other evaluations or in developments towards a summary measure.

Consequently, we consider that any proposed economic evaluation of a CLECC type intervention should comprise two elements. The first is an impact inventory, including comprehensive data on the costs and benefits of the interventions, distinguishing training and implementation. The second element proposed is a series of cost effectiveness analyses linking cost to each of the primary and secondary outcomes. This approach has value for evaluations of novel complex interventions with uncertain resource implications.

In summary, an impact inventory would provide a comprehensive listing of the resources, cost and benefits of CLECC with a focus on those to do with providing the interventions but set within a wider context which includes effects of staff and on patients. Cost per change in each of the primary and secondary outcomes could also be estimated and compared with other later studies.

11.4 Strengths and limitations

This detailed and thorough mixed methods study makes an important contribution to the evidence base on the design and evaluation of compassionate care interventions. Based on data gathered from a range of English NHS ward contexts, the findings are relevant to those seeking to influence and evaluate nursing practice in acute hospital settings in similar contexts. The qualitative findings indicate that staff welcomed CLECC and perceived a positive benefit to their own well-being, to improved team working and more compassionate patient care. As detailed above, we have theorised that the impact and sustainability of CLECC can be enhanced by attention to wider system restructuring, and refining these theories using data gathered in a wider range of organisational contexts will be an important next step. In particular, closer attention to defining the contexts in which CLECC is most likely to succeed will be a necessary focus in the next stage of this programme of research. We found variations in intervention fidelity attributable to a variety of contextual features. These factors merit refinement of elements of the intervention for future use, but also deserve continuing investigation in future studies as there may be other important features, identifiable only through a larger scale study of context. Continuing qualitative investigation, in the form of interviews with frontline staff and service managers, and more detailed observation of CLECC implementation in practice, will enhance understanding of the influence of context on implementation. It will also provide explanations for findings regarding CLECC's efficacy.

The pilot RCT findings lend some support to the nurses' views as to the benefits on patient care, but larger scale evaluation is needed before definitive claims are merited. Insufficient information was available at the outset of this study to enable power calculations that informed sample size, and so there is no certainty that any apparent positive effects are not produced by chance alone, rather than the impact of the CLECC intervention. Potential issues of lack of researcher blinding to experimental allocation and contamination pathways between intervention and control wards also mean caution should be applied in drawing conclusions of efficacy from the findings presented.

We have generated useful findings about the performance of a range of outcome measures in relation to compassionate care and demonstrated the feasibility of using patient-based outcome measures in this field. Our findings indicate the strengths of observation-based evaluations of care delivered, but further research to assess the validity of these evaluations in relation to the experiences of people with cognitive impairment is merited.

The research to date has focused on nursing teams in hospital settings and no claims are made about the generalisability of these findings to other types of team or other settings. We propose that, with some modifications to account for different contexts, the CLECC intervention may be of value to other teams in other settings but research of the kind reported here will be an important foundation to its use and evaluation in new contexts.

Our findings indicate that further evaluation is merited, and point the way to how such future evaluation should be designed and carried out.

The final chapter draws together the conclusions from the study and sets out implications for health care and recommendations for this future research.

12 CONCLUSIONS

Our conclusions focus on two main areas: the implications of the findings for health care and recommendations for future research.

12.1 Implications for health care

Our in-depth analysis of the process of implementing a complex intervention targeted at compassionate care raises questions about the extent to which such interventions of this kind should in fact target and seek to influence and restructure relationships, norms and resources in the wider system. They suggest that health care leaders who interpret their role as mobilising structural capacity to support the relational work of frontline staff may well improve the relational capacity of teams and their individual members. We have defined elements of this mobilisation in relation to the CLECC intervention and our planned enhancements to the original intervention are set out in Table 40. The enhancements clarify the role of leaders outside of the ward team in supporting ward teams to implement CLECC by engaging leaders in the programme, involving them in the learning activities and creating opportunities for them to engage and reflect with frontline staff. We also propose tying CLECC in with wider staff education strategy in the organisation to help its wider integration, including the possibility that its goals become embedded and reflected across educational provision.

Proposed enhancements to the CLECC implementation period include appointing PDNs with solid experience as educators, and a more detailed specification to study days, to ensure consistency between sites in adhering to the CLECC principles. The appointment of team members as CLECC champions and inviting teams to develop sustainability plans will encourage staff to identify concrete contextually-specific activities that will support CLECC going forward, along with articulation of roles, responsibilities and resources required to sustain CLECC.

Other proposed enhancements to CLECC focus on the period beyond the initial implementation period. Sustainability plans will encourage staff to agree explicit expectations for discussing and developing understanding of CLECC principles on an ongoing basis, may have embedded this culture further. New team members will need induction to understand what CLECC is and what their role in relation to CLECC is. This particularly applies to ward leaders joining a ward where CLECC is in place, and careful attention and mentoring will be needed to support them as they develop their role.

Table 40 Recommendations for future CLECC intervention modifications

Implementation period

This can be reduced to three months.

Person specification and support for CLECC facilitator

The individual PDN leading the implementation of CLECC should have solid educational experience and ideally be an existing member of the organisation's education team. They should also have regular supervision in relation to their CLECC role to enable support to be counter cultural and keep this up.

Appointment of CLECC champions

Each team should appoint two CLECC champions with the authority to initiate and lead CLECC activities, and act as a resource about CLECC to colleagues. These champions do not need to be senior members of the team but should have the ward leader's support. They should have training for their role and access to regular mentoring/supervision. They should change annually and take the lead in training the next champions.

Induction/information for staff new to CLECC

A written summary of CLECC should be given to all team members.

New staff members appointed to the ward team should be given the opportunity to learn about CLECC and what it means. This induction should include being given a written summary about CLECC and hearing about how it works on the ward from the CLECC champion.

New ward leaders need a more in-depth briefing and ideally some mentoring over the first couple of months in post, including checking that they have access to supervision/action learning, and regular meetings with the matron.

Matrons and senior nursing managers

Matrons and senior nursing managers, including director of nursing, need to learn about CLECC and be given specific responsibilities in relation to CLECC early on in the implementation period and at regular intervals throughout. They should be given a written summary about CLECC. Their role could include ward visits explicitly to learn about CLECC, participating in study days and clusters (and care on the ward where this is possible), helping develop the sustainability plan, actively encouraging staff to innovate, generally visible involvement in and support of CLECC.

Educational strategy tie-in

The CLECC intervention should be tied in with the organisation's education strategy and be seen as part of the educational offer to staff. One possibility is that the CLECC intervention is delivered by the organisation's educators (practice educators in the NHS). Other practice educators working with the team implementing CLECC should

be given written information about CLECC and opportunity to discuss their role in supporting it.

Action learning sets

Sets should be facilitated by someone with training and preferably experience in action learning, and preferably who is linked in with the organisation's education infrastructure. This would ideally be the PDN leading CLECC but could be someone else not involved in directly managing the ward team. Action learning facilitation skills are more important than knowledge of CLECC.

Study days

A more comprehensive outline to guide study day programme is needed. This should include structure of the day, learning activities, materials and educational philosophy. PDN will need to be educated about how the study day fits with the CLECC programme.

Sustainability plan

Teams should produce a sustainability plan at the end of the 3 month implementation period, that sets out how the team will take CLECC forward, measurable goals, identification of resources and support required to implement the plan. A structured outline is needed for the plan to prompt reflection e.g. "how could action learning continue?"

Plans should include development of an innovation plan, to guide the development and implementation of innovations from an idea by an individual through to change being realised.

Boost

Opportunities should be created for teams to revisit CLECC principles, practices and sustainability plan after the end of the initial implementation period. It provides teams with activities 3-6 months after the initial implementation period designed to promote fidelity to CLECC values, refresh people's knowledge about CLECC, motivate them to continue and enable them to reflect on progress to date and strengthen sustainability plans.

12.2 Recommendations for research

The complexity of the intervention and the clear relationship between context and impact reflected in the findings, in addition to the continuing need to establish the efficacy of interventions of this kind, require a mixed methods approach to future evaluation within the context of a programme of research to:

1. Identify the organisational contexts in which optimal impact and sustainability of the CLECC intervention is most likely;

2. Further establish the feasibility and validity of Quality of Interactions Schedule in relation to the experiences of patients in acute care settings;
3. Evaluate the effectiveness and cost effectiveness of the CLECC intervention relative to usual care.

A programme of research would enable each of these objectives to be addressed. In regard to the first objective, identifying the contexts in which optimal impact and sustainability is most likely is an important goal for the next stage of this research. Evaluating the processes of implementation in relation to contextual features in a wider range of acute care contexts will enable us to generate and test a typology of organisational types (at hospital and ward level) that specifies their receptiveness to interventions of this kind. The nature of this type of evaluation is likely to be largely qualitative, drawing on observations of practice and interviews with key stakeholders over time to describe variations and identify relationships between implementation processes and context, and the resultant impact and sustainability. Qualitative and quantitative contextual data gathered from the feasibility study reported here (on, for instance, ward leadership, staff perceptions of care, staff wellbeing) could be added to equivalent data gathered from other organisations in a future study and combined to inform the development of the typology and the identification of contextual features relevant to implementation processes, impact and sustainability. The opportunity to investigate the wider dissemination and embedding of ideas and practices originating from the intervention but spreading beyond the target team to the wider system can also be exploited by qualitative exploration within clinical departments and within the wider health care system.

Meeting this first objective is achievable through the study of context, implementation, impact and sustainability of the CLECC intervention in acute hospital nursing teams sampled to ensure heterogeneity. The findings regarding the influence of differences in contextual features at institutional and team level can be used to inform this sampling: institutional norms regarding the legitimacy and nature of nursing work, staff learning and staff support; interpretation of key stakeholder roles (including nursing managers and PDN); and ward-level characteristics such as staffing levels in relation to patient workload, and stability of workforce and team leadership over time. Conducting this study over a two year period will enable us to capture the impact of variations over time, and also to build a picture of longer-term sustainability.

While our findings on the use of the Quality of Interactions Schedule are promising in relation to its inclusivity of hard-to-reach patient groups, further work is merited to inform its use as a primary outcome measure in future experiments in acute settings, in particular on its validity in relation to patient experience. Our work indicates that there is an association between QuIS ratings and patient experiences in acute hospital settings, but this relationship needs testing on a wider scale, in particular with patients who have a cognitive impairment. The second objective of the proposed programme of work can be met by a study that evaluates staff-patient interactions through QuIS rating as used here

but also through patient ratings of the same interactions. These sets of ratings can then be compared. Further work will be needed to establish a means by which patients with cognitive impairment can rate interactions. If the proportion of negative interactions is the primary outcome measure in a future study, understanding which interactions are rated by observers (and, where possible, patients) as negative, and why, is an important next step, as is working with patient representatives to establish their views on the size of a meaningful reduction in negative interactions. Further study can also be used to develop more effective procedures to blind observers from experimental allocation in advance of an experimental study. In addition, the high intraclass correlation we found at an observation session level merits the exploration of the cause of this variance and the feasibility of different approaches to data collection that reduce its impact, for instance, shorter observation sessions. This further evaluation and testing of QuIS across these parameters would be a valuable foundation to its further use as an outcome measure in acute settings.

Drawing on our findings about the feasibility of experimental approaches to evaluating compassionate care interventions, our third objective for a programme of work focuses on the delivery of a definitive multicentre trial to establish CLECC's effectiveness and cost-effectiveness. Our findings indicate that, given variations in the implementation journey over time, outcomes should be captured over a long period of time, at least 12 months, to ensure that sustainability is tested. Evaluating in a range of organisational contexts will improve the generalisability of findings and so a multicentre trial is merited. If QuIS is selected as the primary outcome measure, the high ICC at observation session level indicates that it would be more efficient to conduct more observation sessions of shorter duration. The length of time taken to recruit a patient group with more complex needs militates against conducting sessions of less than one hour. We can explore this further in the QuIS study proposed above but, for the calculations that follow we assume that observation sessions are one hour in length. Detecting a 50% reduction in the rate (odds) of a negative interaction (that is a reduction from 10% of all interactions to 5%) at 90% power would require observation of 582 interactions per group, that is 1164 interactions in a parallel group trial. Allowance for clustering is achieved through use of a multiplicative factor $[1 + (n_{\text{cluster}} - 1) \times \text{ICC}]$. Patients in our feasibility study had an average of 6 interactions with staff per hour. If the cluster (observation session) is 6 (interactions), that is the observation sessions are one hour long, the factor is $[1 + (6 - 1) \times 0.411] = 3.055$. We would therefore need $1164 \times 3.055 = 3556$ observed interactions to detect a difference, that is 593 observation periods of 1 hour each in total, rounded up to 300 per group. .

If individual wards are observed for 20 hours each at each assessment period (the amount used in the feasibility study), 30 wards would need to be engaged in a trial, 15 in each group. Our estimates of the costs and feasibility of implementing the CLECC intervention in each NHS organisation and the work required to set up and oversee the study in each organisation indicate that five wards each in six different NHS hospital would enable this level of data collection to be achieved. These calculations assumes one

patient is observed at a time but take no account of clustering within wards. In reality we were generally able to observe more than one patient at a time which would provide additional data that would be more than sufficient to compensate for the relatively small increase in sample size required because of clustering at the ward level, given the low ICC at this level.

Our findings indicate that measuring patient views on care and staff self-rated empathy is useful and feasible as secondary outcome measures although careful attention would need to be paid to maximise staff survey response rates. The study design would need to ensure that intervention and control conditions do not run in the same organisation at the same time. A waiting list control may be helpful here, with all study wards eventually receiving the intervention, but this would double the intervention costs and funding constraints are very likely to reduce the feasibility of this option.

As outlined above, cost-effectiveness can be evaluated through an impact inventory, including comprehensive data on the costs and benefits of the interventions, distinguishing training and implementation. We also propose a series of exploratory cost effectiveness analyses linking cost to each of the primary and secondary outcomes.

To summarise, our findings indicate that, further intervention development and evaluation work of the CLECC intervention through a programme of research is now merited.

ACKNOWLEDGEMENTS

Contributions of authors

All co-authors contributed to drafting the final report and/or revising it critically for important intellectual content. All approved the final version of the submitted report. In addition:

Professor Jackie Bridges (Professor of Older People's Care) was chief investigator, leading the design and implementation of the study; acquisition, analysis and interpretation of data; and preparation and writing up of results.

Professor Peter Griffiths (Professor of Health Services Research) was deputy chief investigator, contributed to study design, and supported JB in leading the implementation of the study, analysis and interpretation of data, and preparing the results for publication.

Dr Ruth M. Pickering (Associate Professor of Medical Statistics) contributed to study design, oversaw the analysis of quantitative data and the presentation of quantitative results.

Dr Lisa Gould (Research Fellow, Ageing and Dementia) managed the study day-to-day, gathered qualitative and quantitative data, trained other research team members, contributed to the analysis of qualitative data and helped prepare the results for publication.

Miss Ines Mesa-Eguiagaray (Medical Statistician) conducted the analysis of quantitative data and the presentation of quantitative results

Ms Hannah Barker (Senior Research Assistant, Ageing and Dementia) gathered qualitative and quantitative data, trained other research team members, prepared the quantitative data for analysis, and contributed to analysis of qualitative data.

Mrs Paula Libberton (Senior Research Assistant, Ageing and Dementia) gathered qualitative interview and observation data, and patient questionnaire data, contributed to the analysis of qualitative data, and helped prepare the results for publication.

Dr Wendy Wigley (Principal Teaching Fellow, Research Associate, Complex Care) gathered qualitative interview and patient questionnaire data, and contributed to the analysis of qualitative data.

Mrs Rosemary Chable (Associate Director of Nursing) was based at a participating NHS site, overseeing intervention implementation and staff participation in the study.

Dr Greta Westwood (Head of Nursing, Midwifery & AHP Research) was principal investigator at a participating NHS site, overseeing study management, intervention implementation, recruitment and data collection.

Professor Alison Fuller (Professor of Vocational Education and Work) contributed to study design, to intervention implementation and to qualitative data analysis.

Dr Guiqing Yao (Associate Professor in Health Economics) contributed to study design, oversaw the economic evaluation and helped prepare results for publication.

Professor James Raftery (Professor of Health Technology Assessment) conducted the economic evaluation and helped prepare the results for publication.

Dr Shihua Zhu (Senior Research Fellow in Health Economics) analysed the quantitative data for the economic evaluation.

Professor Avan Aihie Sayer (Professor of Geriatric Medicine) contributed to study design, and to leading the acquisition and analysis of data.

The authors would like to express their sincere thanks to the staff, patients and visitors for their participation in this study, and to all the individuals listed below as contributors to the study.

Data sharing: Data can be requested from the corresponding author

Contributors to the study

Project management team
Professor Jackie Bridges
Professor Peter Griffiths
Dr Ruth Pickering
Professor Avan Aihie Sayer
Professor Alison Fuller
Dr Lily Yao
Dr Greta Westwood
Rosemary Chable
Emma Munro
Professor James Raftery
Research team
Ines Mesa-Eguiagaray
Dr Lisa Gould
Hannah Barker
Paula Libberton
Dr Wendy Wigley
Dr Shihua Zhu
Dr Christopher McLean
Lisa Shipway
Systematic review team
Dr Karin Blomberg, Örebro University

Professor Jackie Bridges
Professor Peter Griffiths
Professor Carl May
Professor Yvonne Wengström, Karolinska Institutet
Other QuIS observers/questionnaire administrators
Emily Oliver
Chloe Dyer
Naomi Gallant
Robyn Gentle
Ruth Lutz Tracey
Lyndsey Rickman
Annabel Rule
Iola Williams
Research Nurses/Clinical Trials Assistants
Sheba Babu
Rebecca Butler
Sharon Caute
Robyn Creeden
Kerry Dodsworth
Catherine Edwards
Shuna Egerton
Imogen Gartrell
Robyn Gentle
Beth Giddens
Elizabeth Hawes
Gabriella Howard
Karen Hudson
Carol Martin
Johanna Mouland
Fiona Smith
Anne Suttling
Stacey Valentine
CLECC implementation, site set-up
Tracey Aldin
Vivien Alexander
Carol Burrows
Nicola Cook
Geraldine Davies
Linda Field
Gill Gould
Alison Grant
Abby Hughes
Claire James
Tracy Mahon
Helen Neary
Pat Spacagna

Katie Prichard Thomas
Beverley Vaughan
Frances Watts
Beth Wedge
Cari Winter
QI Tool development
Dr Rudi Lutz (software developer)
Martin Chivers
David Pepper
Qualitative interview transcription
Diana Gillen-Buchert
Sharon McKechnie
Study Steering Committee
Professor Jill Maben, King's College London (Chair)
Mrs Janet Gollop, Study PPI Reference Group
Mrs Brenda Hadfield, Study PPI Reference Group
Dr Jennifer Wilkinson, Newcastle Clinical Trials Unit
Dr Caroline Nicholson, King's College London,
Dr Sarah Goldberg, University of Nottingham
Study Advisory Group
Dr Mary Flatley, St Joseph's Hospice
Bev Fitzsimons, Point of Care Foundation
Lesley Carter, Age UK
Sarah Balchin, Portsmouth Hospitals NHS Trust
Professor Carl May, University of Southampton
PPI Reference Group
Janet Gollop
Mary Carnegie
Benita Wilkinson
Pam Holloway
Debra Ridley
Brenda Hadfield
Administrator
Sue Warren

Associated publications and presentations

Barker H, Griffiths P, Gould L, Mesa-Eguiagaray I, Pickering R, Bridges J. Quantity and quality of interaction between staff and older patients in UK hospital wards: a descriptive study. *International Journal of Nursing Studies* 2016;**62**:100-7.

Barker H, Griffiths P, Mesa-Eguiagaray I, Gould L, Bridges J. Quantity and quality of interaction between staff and older patients in UK hospital wards: a descriptive study. Paper presented at: Royal College of Nursing International Research conference; Edinburgh International Conference Centre, April 2016.

- Blomberg K, Griffiths P, Wengstrom Y, May CR, Bridges J. Interventions for compassionate nursing care: a systematic review. *International Journal of Nursing Studies* 2016;**62**:137-55.
- Bridges, J. May, C.R., Griffiths, P. Fuller, A. Wigley, W. Gould, L. Barker, H. & Libberton, P. (2017) Optimising impact and sustainability: a qualitative process evaluation of a complex intervention targeted at compassionate care. *BMJ Quality & Safety*. <http://qualitysafety.bmj.com/content/early/2017/09/15/bmjqs-2017-006702.full>
- Bridges J. Creating Learning Environments for Compassionate Care (CLECC): developing and evaluating the feasibility of a complex intervention. Paper presented at: International Learning Collaborative on Fundamentals of Care; Green Templeton College, University of Oxford, June 2016.
- Bridges J. Culture of care: innovation in practice. Paper presented at: Older Person's Nurse Fellowship conference; King's College London, June 2016.
- Bridges J. How clinical academic, research nurses and ward nurses contributed to make the CLECC study work. Paper presented at: It's okay to ask about research nurses; University Hospitals Southampton NHS Foundation Trust, May 2016.
- Bridges J. Intervention studies in relational care in acute settings: content, context, and consequences. Symposium presented at: Royal College of Nursing International Research conference; Edinburgh International Conference Centre, April 2016.
- Bridges J, Fuller A. Creating Learning Environments for Compassionate Care (CLECC): a programme to promote compassionate care by health and social care teams. *International Journal of Older People Nursing* 2015;**10**:48-58.
- Bridges J, Griffiths P, Barker H, Pickering RM, Mesa-Eguiagaray I, Libberton P, *et al*. Creating Learning Environments for Compassionate Care (CLECC): an acute care feasibility study. Poster presented at: European Nursing Congress; Rotterdam, October 2016.
- Bridges J, Libberton P, Barker H, Gould L, Wigley W, Griffiths P. Creating Learning Environments for Compassionate Care (CLECC): developing and evaluating the feasibility of a complex intervention. Paper presented at: Royal College of Nursing International Research conference; Edinburgh International Conference Centre, April 2016.
- Gould L, Griffiths P, Barker H, Mesa-Eguiagaray I, Bridges J. Creating Learning Environments for Compassionate Care (CLECC): feasibility of evaluating impact on patient care. Paper presented at: Royal College of Nursing International Research conference; Edinburgh International Conference Centre, April 2016.
- Libberton P, Bridges J. Older adults in general hospitals want their mental health needs addressed as part of nursing care: why is this so challenging? Paper presented at: International Network for Psychiatric Nursing Research (NPNR) Conference; Nottingham Conference Centre, September 2016.

Libberton P, Griffiths P, Gould L, Barker H, Mesa-Eguiagaray I, Bridges J. Relational capacity of nursing teams: exploring the relationship between team context, relational capacity and caring practices. Paper presented at: Royal College of Nursing International Research conference; Edinburgh International Conference Centre, April 2016.

McLean C, Griffiths P, Mesa-Eguiagaray I, Pickering RM, Bridges J. Reliability, feasibility, and validity of The Quality of Interactions Schedule (QuIS) in acute hospital care: an observational study. *BMC Health Services Research* 17 (380), DOI 10.1186/s12913-12017-12312-12912.

Mesa Eguiagaray I, Böhning D, McLean C, Griffiths P, Bridges J, Pickering RM. Inter-rater reliability of the QuIS as an assessment of the quality of staff-patient interactions. *BMC Medical Research Methodology* 2016;**16**: DOI: 10.1186/s12874-016-0266-4.

Mesa Eguiagaray I, Pickering R, McLean C, Griffiths P, Bridges J. An application of weighted kappa in nursing research. Paper presented at: International Biometric Conference; Victoria, Canada, July 2016.

Mesa Eguiagaray I, Oliver E, Griffiths P, Bridges J, Gould L, Pickering R. A multilevel logistic model of poor quality staff-inpatient interactions accounting for variability across patients and observation periods. Abstract submitted to: International Society for Clinical Biostatistics Annual Conference; Mar de Vigo Convention Centre, Spain, July 2017.

Oliver E, Griffiths P, Mesa Eguiagaray I, Pickering R, Gould L, Bridges J. Exploring nurse staffing skills mix and its effect on quality of interactions in UK hospital wards. Paper presented at: Royal College of Nursing International Nursing Research Conference; University of Oxford, April 2017.

13 REFERENCES

1. Department of Health. *Hard truths: the journey to putting patients first*. <https://www.gov.uk/government/publications/mid-staffordshire-nhs-ft-public-inquiry-government-response> [Accessed 18.02.2017]; 2014.
2. Francis R. *Report of the Mid Staffordshire NHS Foundation Trust public inquiry*. <http://webarchive.nationalarchives.gov.uk/20150407084003/http://www.midstaffspublicinquiry.com/report> [Accessed 18.02.2017] London; 2013.
3. Care Quality Commission. *Dignity and nutrition inspection programme: national overview*. https://www.cqc.org.uk/sites/default/files/documents/20111007_dignity_and_nutrition_inspection_report_final_update.pdf [Accessed 18.02.2017] Newcastle upon Tyne: Care Quality Commission; 2011.
4. Bridges J, Flatley M, Meyer J. Older people's and relatives' experiences in acute care settings: systematic review and synthesis of qualitative studies. *Int J Nurs Stud* 2010;**47**:89-107.
5. Kagan SH. Compassion. *Geriatric Nurs* 2013;**35**:69-70.
6. Francis R. *Independent Inquiry into care provided by Mid Staffordshire NHS Foundation Trust January 2005 – March 2009*. https://www.gov.uk/government/uploads/system/uploads/attachment_data/file/279109/0375_i.pdf [Accessed 18.02.2017] London: The Stationary Office; 2010.
7. Care Quality Commission. *The state of health care and adult social care in England 2015/16*. <https://www.gov.uk/government/publications/health-care-and-adult-social-care-in-england-2015-to-2016> [Accessed 18.02.2017]; 2016.
8. National Institute for Health and Care Excellence. *Safe staffing for nursing in adult inpatient wards in acute hospitals*. <https://www.nice.org.uk/guidance/sg1/resources/safe-staffing-for-nursing-in-adult-inpatient-wards-in-acute-hospitals-61918998469> [Accessed 07.07.2017]; NICE; 2014.
9. Health Education England. *Workforce plan for England: proposed education and training commissions for 2016/17*. <https://www.hee.nhs.uk/sites/default/files/documents/Workforce%20Plan%20for%20England%202016-17.pdf> [Accessed 18.02.2017]; 2016.
10. Smith C, Baltruks D. *The nursing journey: recruitment and retention*. <http://www.good-governance.org.uk/wp-content/uploads/2015/07/The-nursing-journey-recruitment-to-retention.pdf> [Accessed 18.02.2017] East Essex: Good Governance Institute; 2015.
11. Ackroyd S, Bolton S. It is not Taylorism: mechanisms of work intensification in the provision of gynaecological services in a NHS hospital. *Work, Employment and Society* 1999;**13**:369-87.
12. Ackroyd S, Kirkpatrick I, Walker RM. Public management reform in the UK and its consequences for professional organization: A comparative analysis. *Public Admin* 2007;**85**:9-26.
13. Bridges J, Hughes J, Farrington N, Richardson A. Cancer treatment decision-making processes for older patients with complex needs: a qualitative study. *BMJ Open* 2015;**5**:e009674.
14. Bridges J, Nicholson C, Maben J, Pope C, Flatley M, Wilkinson C, *et al*. Capacity for care: meta - ethnography of acute care nurses' experiences of the nurse - patient relationship. *J Adv Nurs* 2013;**69**:760-72.

15. Blomberg K, Griffiths P, Wengstrom Y, May CR, Bridges J. Interventions for compassionate nursing care: a systematic review. *Int J Nurs Stud* 2016;**62**:137-55.
16. Dewar B, Adamson E, Smith S, Surfleet J, King L. Clarifying misconceptions about compassionate care. *J Adv Nurs* 2014;**70**:1738-47.
17. Maben J, Cornwell J, Sweeney K. In praise of compassion. *J Res Nurs* 2010;**15**:9-13.
18. Schantz ML. Compassion: a concept analysis. *Nurs Forum* 2007;**42**:48-55.
19. Chochinov H. Dignity and the essence of medicine: the A, B, C, and D of dignity conserving care. *Br Med J* 2007;**335**:184-7.
20. Cameron RA, Mazer BL, DeLuca JM, Mohile SG, Epstein RM. In search of compassion: a new taxonomy of compassionate physician behaviours. *Health Expect* 2015;**18**:1672-85.
21. Dewar B, Cook F. Developing compassion through a relationship centred appreciative leadership programme. *Nurse Educ Today* 2014;**34**:1258-64.
22. Von Dietze E, Orb A. Compassionate care: a moral dimension of nursing. *Nurs Inq* 2000;**7**:166-74.
23. Hartrick G. Relational capacity: the foundation for interpersonal nursing practice. *J Adv Nurs* 1997;**26**:523-8.
24. May C. Individual care? Power and subjectivity in therapeutic relationships. *Sociology* 1992;**26**:589-602.
25. Patterson M, Nolan M, Rick J, Brown J, Adams R, Musson G. From metrics to meaning: culture change and quality of acute hospital care for older people. *NIHR SDO programme project* 2011;**3**:93.
26. Maben J, Peccei R, Adams M, Robert G, Richardson A, Murrells T, *et al.* *Exploring the relationship between patients' experiences of care and the influence of staff motivation, affect and wellbeing.* . http://www.netscc.ac.uk/hsdr/files/project/SDO_FR_08-1819-213_V01.pdf [Accessed 18.02.2017]: NIHR Service Delivery and Organisation programme; 2012.
27. Bridges J, Fuller A. Creating Learning Environments for Compassionate Care (CLECC): a programme to promote compassionate care by health and social care teams. *Int J Older People Nurs* 2015;**10**:48-58.
28. Fuller A, Unwin L. Expansive learning environments: integrating organizational and personal development. In: Rainbird H, Fuller A, Munro A, editors. *Workplace learning in context* London: Routledge; 2004:126-44.
29. Bridges J, Tziggili M. Piloting discovery interview technique to explore its utility in improving dignity in acute care for older people. *Int Prac Dev J* 2011;**1**:Article 4.
30. Fuller A. Theories of learning and communities of practice. In: Hughes J, Jewson N, Unwin L, editors. *Learning in Communities of Practice* London: Routledge; 2007:17-29.
31. McCormack B, Dewar B, Wright J, Garbett R, Harvey G, Ballantine K. *A realist synthesis of evidence relating to practice development: final report to NHS Education for Scotland and NHS Quality Improvement Scotland* Belfast: University of Ulster; 2006.
32. Davies S, Nolan M, Brown J, Wilson F. *Dignity on the ward: promoting excellence in care. Good practice in acute hospital care for older people.* London: Help the Aged; 1999.
33. Meyer J, Johnson B, Procter S, Bryar R, Rozmovits L. Practitioner research: Exploring issues in relation to research capacity-building. *Nurs Times Res* 2003;**8**:407-17.
34. Young S, Nixon E, Hinge D, McFadyen J, Wright V, Lambert P, *et al.* Action learning: a tool for the development of strategic skills for Nurse Consultants? *J Nurs Management* 2010;**18**:105-10.
35. Nicholson C, Flatley M, Wilkinson C, Meyer J, Dale P, Wessel L. Everybody matters 2: promoting dignity in acute care through effective communication. *Nurs Times* 2010;**106**:12.

36. McGill I, Beaty L. *Action Learning: a guide for professional, management and educational development*. London: Kogan Page Ltd; 1992.
37. Flatley M. The role of the ward leader in the delivery of dignified care. Paper presented at: RCN 2013 Annual International Nursing Research Conference; Belfast, 20-22 March 2013.
38. Parker VA. Connecting relational work and workgroup context in caregiving organizations. *J Appl Behav Sci* 2002;**38**:276.
39. Clarke N. Developing emotional intelligence through workplace learning: findings from a case study in healthcare. *Human Resource Development International* 2006;**9**:447-65.
40. Nolan M. Creating an enriched environment of care for older people, staff and family carers: relational practice and organizational culture change in health and social care. In: Keating MA, McDermott AM, Montgomery K, eds. *Patient-centred health care: achieving co-ordination, communication and innovation*. Houndmills: Palgrave Macmillan; 2013: 78-89.
41. Dean R, Proudfoot R, Lindesay J. The quality of interactions schedule (QUIS): development, reliability and use in the evaluation of two domus units. *Int J Geriatr Psychiatry* 1993;**8**:819-26.
42. Bridges J, Flatley M, Meyer J, Brown Wilson C. Best practice for older people in acute care settings (BPOP): guidance for nurses (2009). *Nurs Stand* 2009;**24**.
43. Warfield C, Manley K. Developing a new philosophy in the NDU. *Nurs Stand* 1990;**4**:27-30.
44. Dewar B, Mackay R. Appreciating and developing compassionate care in an acute hospital setting caring for older people. *Int J Older People Nurs* 2010;**5**:299-308.
<http://dx.doi.org/10.1111/j.1748-3743.2010.00251.x>
45. Bridges J, Flatley M, Nicholson C, Meyer J. Best practice for older people in acute care settings (BPOP): essential guide (2009). *Nurs Stand* 2009;**24**.
46. Nicholson C, Flatley M, Wilkinson C, Meyer J, Dale P, Wessel L. Everybody matters. 1: How getting to know your patients helps to promote dignified care. *Nurs Times* 2010;**106**:12.
47. Fuller A, Unwin L. Expansive learning environments: integrating organisational and personal development. In: Rainbird H, Fuller A, Munro A, editors. *Workplace learning in context* London: Routledge; 2004:126-44.
48. Nicholson C, Flatley M, Wilkinson C. Everybody matters 3: engaging patients and relatives in decision making to promote dignity. *Nurs Times* 2010;**106**:10.
49. Dewar B, Nolan M. Caring about caring: Developing a model to implement compassionate relationship centred care in an older people care setting. *Int J Nurs Stud* 2013;**50**:1247-58.
50. Dewar B. *Caring about caring: an appreciative inquiry about compassionate relationship centred care* [PhD]: Edinburgh Napier University; 2011.
51. Tadd W, Hillman A, Calnan S, Calnan M, Bayer T, Read S. Right place-wrong person: dignity in the acute care of older people. *Qual Ageing Older Adults* 2011;**12**:33-43.
52. Adamson E, Dewar B, Donaldson JH, Gentleman M, Gray MA, Horsburgh D, et al. *Enhancing patient care by promoting compassionate practice*. Edinburgh: Edinburgh Napier University; 2012.
53. Hawe P. Lessons from complex interventions to improve health. *Ann Rev Public Health* 2015;**36**:307-23.
54. Hawe P, Shiell A, Riley T. Theorising interventions as events in systems. *Am J Community Psychol* 2009;**43**:267-76.
55. Higgins JPT, Green S. *Cochrane Handbook for Systematic Reviews of Interventions*: Wiley Online Library; 2008.

56. Sackett D, Richardson W, Rosenberg W, Haynes R. *Evidence-based medicine: how to practice and teach EBM*. Edinburgh: Churchill Livingstone; 1997.
57. Guyatt GH, Oxman AD, Vist GE, Kunz R, Falck-Ytter Y, Alonso-Coello P, *et al*. GRADE: an emerging consensus on rating quality of evidence and strength of recommendations. *Br Med J* 2008;**336**:924-6.
58. Greenhalgh T. *How to read a paper: the basics of evidence-based medicine*. Chichester: John Wiley and Sons; 2014.
59. Borek AJ, Abraham C, Smith JR, Greaves CJ, Tarrant M. A checklist to improve reporting of group-based behaviour-change interventions. *BMC Public Health* 2015;**15**:1.
60. Boscart VM. A communication intervention for nursing staff in chronic care. *J Adv Nurs* 2009;**65**:1823-32.
61. Glembocki MM, Dunn KS. Building an organizational culture of caring: caring perceptions enhanced with education. *J Contin Educ Nurs* 2010;**41**:565-70.
62. Puentes WJ. *Effects of a reminiscence learning experience on registered nurses' attitudes toward and empathy with older adults*: PhD Thesis, Widener University, USA.; 1995.
63. Wasner M, Longaker C, Fegg MJ, Borasio GD. Effects of spiritual care training for palliative care professionals. *Palliat Med* 2005;**19**:99-104.
64. Ançel G. Developing empathy in nurses: An inservice training program. *Arch Psychiatr Nurs* 2006;**20**:249-57.
65. La Monica EL, Wolf RM, Madea AR, Oberst MT. Empathy and nursing care outcomes. *Sch Inq Nurs Pract* 1987;**1**:197-213.
66. Searcy LM. *The effects of nurse empathy training as measured by patient satisfaction levels*: PhD Thesis, United States International University, USA.; 1990.
67. Yeakel S, Maljanian R, Bohannon RW, Coulombe KH. Nurse caring behaviors and patient satisfaction: Improvement after a multifaceted staff intervention. *J Nurs Adm* 2003;**33**:434-6.
68. McGilton K, Sorin - Peters R, Sidani S, Rochon E, Boscart V, Fox M. Focus on communication: Increasing the opportunity for successful staff - patient interactions. *Int J Older People Nurs* 2010;**6**:13-24.
69. Chenoweth L, Forbes I, Fleming R, King MT, Stein-Parbury J, Luscombe G, *et al*. PerCEN: a cluster randomized controlled trial of person-centered residential care and environment for people with dementia. *Int Psychogeriatr* 2014;**26**:1147-60.
70. McCance T, Slater P, McCormack B. Using the caring dimensions inventory as an indicator of person - centred nursing. *J Clin Nurs* 2008;**18**:409-17.
71. Pipe TB, Mishark K, Patrick H, Hentz JG. Rediscovering the art of healing connection by creating the Tree of Life poster. *J Gerontol Nurs* 2010;**36**:47-55.
72. Brown Wilson C, Swarbrick C, Pilling M, Keady J. The senses in practice: enhancing the quality of care for residents with dementia in care homes. *J Adv Nurs* 2013;**69**:77-90.
73. Finnema E, De Lange J, Dröes RM, Ribbe M, Van Tilburg W. The quality of nursing home care: do the opinions of family members change after implementation of emotion - oriented care? *J Adv Nurs* 2001;**35**:728-40.
74. McGilton KS, O'Brien - Pallas LL, Darlington G, Evans M, Wynn F, Pringle DM. Effects of a relationship - enhancing program of care on outcomes. *J Nurs Scholarsh* 2003;**35**:151-6.
75. Ho AH, Dai AA, Lam S-h, Wong SW, Tsui AL, Tang JC, *et al*. Development and pilot evaluation of a novel dignity-conserving end-of-life (EoL) care model for nursing homes in Chinese societies. *The Gerontologist* 2015;**56**:578-89.

76. Flarity K, Gentry JE, Mesnikoff N. The effectiveness of an educational program on preventing and treating compassion fatigue in emergency nurses. *Adv Emerg Nurs J* 2013;**35**:247-58.
77. Potter P, Deshields T, Rodriguez S. Developing a systemic program for compassion fatigue. *Nurs Adm Q* 2013;**37**:326-32.
78. Pålsson MB, Hallberg I, Norberg A, Björvell H. Burnout, empathy and sense of coherence among Swedish district nurses before and after systematic clinical supervision. *Scand J Caring Sci* 1996;**10**:19-26.
79. Gauthier T, Meyer RM, Greife D, Gold JI. An on-the-job mindfulness-based intervention for pediatric ICU nurses: a pilot. *J Pediatr Nurs* 2015;**30**:402-9.
80. Horner JK, Piercy BS, Eure L, Woodard EK. A pilot study to evaluate mindfulness as a strategy to improve inpatient nurse and patient experiences. *Appl Nurs Res* 2014;**27**:198-201.
81. Palmer E. Compassionate caring: an evaluated pilot of mindfulness-based cognitive therapy training for hospice at home nurses (conference abstract). *J Palliat Care* 2010;**26**:211-2.
82. Langewitz W, Heydrich L, Nübling M, Szirt L, Weber H, Grossman P. Swiss Cancer League communication skills training programme for oncology nurses: an evaluation. *J Adv Nurs* 2010;**66**:2266-77.
83. Taylor EJ, Mamier I, Bahjri K, Anton T, Petersen F. Efficacy of a self-study programme to teach spiritual care. *J Clin Nurs* 2008;**18**:1131-40.
84. Taylor JS, Lund P. Experiences of a feasibility study of children with albinism in Zimbabwe: A discussion paper. *Int J Nurs Stud* 2008;**45**:1247-56.
85. Searcy LM. *The effects of nurse empathy training as measured by patient satisfaction levels*. PhD Thesis, United States International University; 1990.
86. Hoffmann TC, Glasziou PP, Boutron I, Milne R, Perera R, Moher D, *et al*. Better reporting of interventions: template for intervention description and replication (TIDieR) checklist and guide. *BMJ* 2014;**348**:g1687.
87. Möhler R, Bartoszek G, Köpke S, Meyer G. Proposed criteria for reporting the development and evaluation of complex interventions in healthcare (CReDECI): guideline development. *Int J Nurs Stud* 2012;**49**:40-6.
88. Craig P, Dieppe P, Macintyre S, Michie S, Nazareth L, Petticrew M. Developing and evaluating complex interventions: the new Medical Research Council guidance. *Int J Nurs Stud* 2013;**50**:587-92.
89. Craig P, Dieppe P, Macintyre S, Michie S, Nazareth I, Petticrew M. *Developing and evaluating complex interventions: new guidance*. www.mrc.ac.uk/documents/pdf/complex-interventions-guidance/ [Accessed 18.02.2017]: Medical Research Council; 2008).
90. May C, Finch T, Mair F, Ballini L, Dowrick C, Eccles M, *et al*. Understanding the implementation of complex interventions in health care: the normalization process model. *BMC Health Serv Res* 2007;**7**:148.
91. Campbell NC, Murray E. Designing and evaluating complex interventions to improve health care. *Br Med J* 2007;**334**:455-9.
92. Eldridge SM, Lancaster GA, Campbell MJ, Thabane L, Hopewell S, Coleman CL, *et al*. Defining feasibility and pilot studies in preparation for randomised controlled trials: development of a conceptual framework. *PLoS One* 2016;**11**:e0150205.
93. May C. Agency and implementation: Understanding the embedding of healthcare innovations in practice. *Soc Sci Med* 2012;**78**:26-33.
94. May C, Finch T. Implementing, embedding, and integrating practices: an outline of normalization process theory. *Sociology* 2009;**43**:535-54.

95. Health Advisory Service. *Not because they are old: an independent inquiry into the care of older people on acute wards in general hospitals*. London: Health Advisory Service 2000; 1998.
96. Brooker D. Looking at them, looking at me. A review of observational studies into the quality of institutional care for elderly people with dementia. *J Ment Health* 1995;**4**:145-56.
97. Fritsch T, Kwak J, Grant S, Lang J, Montgomery RR, Basting AD. Impact of TimeSlips, a creative expression intervention program, on nursing home residents with dementia and their caregivers. *The Gerontologist* 2009;**49**:117-27.
98. McLean C, Griffiths P, Mesa-Eguiagaray I, Pickering RM, Bridges J. Reliability, feasibility, and validity of The Quality of Interactions Schedule (QuIS) in acute hospital care: an observational study. *BMC Health Serv Res* 2017;**17**:DOI 10.1186/s12913-017-2312-2.
99. Murrells T, Robert G, Adams M, Morrow E, Maben J. Measuring relational aspects of hospital care in England with the 'Patient Evaluation of Emotional Care during Hospitalisation' (PEECH) survey questionnaire. *BMJ Open* 2013;**3**.
100. Williams AM, Kristjanson LJ. Emotional care experienced by hospitalised patients: development and testing of a measurement instrument. *J Clin Nurs* 2009;**18**:1069-77.
101. Williams AM, Pienaar C, Toye C, Joske D, Lester L. Further psychometric testing of an instrument to measure emotional care in hospital. *J Clin Nurs* 2011;**20**:3472-82.
102. Williams A, Dawson S, Kristjanson L. Translating theory into practice: using action research to introduce a coordinated approach to emotional care. *Patient Educ Couns* 2008;**73**:82-90.
103. Hojat M, Mangione S, Nasca TJ, Cohen MJ, Gonnella JS, Erdmann JB, *et al*. The Jefferson Scale of Physician Empathy: development and preliminary psychometric data. *Educ Psychol Meas* 2001;**61**:349-65.
104. Hojat M, Vergare MJ, Maxwell K, Brainard G, Herrine SK, Isenberg GA, *et al*. The devil is in the third year: a longitudinal study of erosion of empathy in medical school. *Acad Med* 2009;**84**:1182-91.
105. Hojat M, Mangione S, Nasca TJ, Rattner S, Erdmann JB, Gonnella JS, *et al*. An empirical study of decline in empathy in medical school. *Med Educ* 2004;**38**:934-41.
106. Aiken LH, Sermeus W, Van den Heede K, Sloane DM, Busse R, McKee M, *et al*. Patient safety, satisfaction, and quality of hospital care: cross sectional surveys of nurses and patients in 12 countries in Europe and the United States. *Br Med J* 2012;**344**.
107. Bruyneel L, Heede KVd, Diya L, Aiken L, Sermeus W. Predictive validity of the International Hospital Outcomes Study questionnaire: an RN4CAST pilot study. *J Nurs Scholarsh* 2009;**41**:202-10.
108. Maslach C, Jackson SE. The measurement of experienced burnout. *J Org Behav* 1981;**2**:99-113.
109. StataCorp. *Stata Statistical Software: Release 12*. College Station, TX: StataCorp LP; 2011.
110. Dewing J. Participatory research: a method of process consent with persons who have dementia. *Dementia: Int J Soc Res Practice* 2007;**6**:11-25.
111. Dewing J. Process consent and research with older persons living with dementia. *Res Ethics Rev* 2008;**4**:59-64.
112. Watson H, Booth J, Whyte R. Observation. In: Gerrish K, Lacey A, editors. *The research process in nursing* Oxford: Wiley-Blackwell; 2010:382-94.
113. Gold R. Roles in sociological field observation. In: McCall G, Simmons J, editors. *Issues in participant observation: a text and reader*. London: Addison Wesley; 1969.
114. IBM Corp. *IBM SPSS Statistics for Windows, Version 22.0*. Armonk, NY: IBM Corp.; 2013.

115. StataCorp. *Stata Statistical Software: Release 14*. College Station, TX: StataCorp LP; 2015.
116. Barker H, Griffiths P, Gould L, Mesa-Eguiagaray I, Pickering R, Bridges J. Quantity and quality of interaction between staff and older patients in UK hospital wards: a descriptive study. *Int J Nurs Stud* 2016;**62**:100-7.
117. EuroQoL Group. *EQ-5D-5L user guide version 2.1*.
http://www.euroqol.org/fileadmin/user_upload/Documenten/PDF/Folders_Flyers/EQ-5D-5L_UserGuide_2015.pdf [Accessed 18.02.2017]; 2015.
118. Bridges J, May CR, Fuller A, Griffiths P, Wigley W, Gould L, *et al*. Optimising impact and sustainability: a qualitative process evaluation of a complex intervention targeted at compassionate care. *BMJ Qual Safety* 2017;<http://qualitysafety.bmj.com/content/early/2017/09/15/bmjqs-2017-006702>
119. Mesa Eguiagaray I, Böhning D, McLean C, Griffiths P, Bridges J, Pickering RM. Inter-rater reliability of the QuIS as an assessment of the quality of staff-patient interactions. *BMC Med Res Methodol* 2016;**16**:DOI: 10.1186/s12874-016-0266-4.
120. Neumann PJ, Sanders GD, Russell LB, Siegel JE, Ganiats TG. *Cost-effectiveness in health and medicine*. Oxford: Oxford University Press; 2016.
121. Adams A, Lugsden E, Chase J, Arber S, Bond S. Skill-mix changes and work intensification in nursing. *Work Employment Soc* 2000;**14**:541-55.
122. Bolton SC. *Emotion management in the workplace*. Basingstoke: Palgrave Macmillan; 2005.
123. Hyde P, Granetr E, Hassard J, McCann L. *Deconstructing the welfare state: managing healthcare in the age of reform*. London and New York: Routledge; 2016.
124. Mimura C, Griffiths P. The effectiveness of current approaches to workplace stress management in the nursing profession: an evidence based literature review. *Occup Environ Med* 2003;**60**:10-5.
125. Billett S. Learning through work: workplace participatory practices. In: Rainbird H, Fuller A, Munro A, editors. *Workplace learning in context* London: Routledge; 2004:109-25, p.115.
126. May C. Towards a general theory of implementation. *Implementation Sci* 2013;**8**:18.
127. Martin GP, Weaver S, Currie G, Finn R, McDonald R. Innovation sustainability in challenging health-care contexts: embedding clinically led change in routine practice. *Health Serv Manage Res* 2012;**25**:190-9.
128. Bridges J, Fitzgerald L, Meyer J. New workforce roles in health care: exploring the longer-term journey of organisational innovations. *J Healthcare Org Man* 2007;**21**:381-92.
129. Ferlie E, Ashburner L, Fitzgerald L, Pettigrew A. *The new public management in action*. Oxford: Oxford University Press; 1997.
130. Dawson S, Dargie C. New public management: a discussion with special reference to UK health. In: McLaughlin K, Osborne SP, Ferlie E, editors. *New public management: current trends and future prospects* London: Routledge; 2002:34-56.
131. Exworthy M, Halford S. *Professionals and the new managerialism in the public sector*. Buckingham: Open University Press; 1999.
132. Fitzgerald L, Lilley C, Ferlie E, Addicott R, McGivern G, Buchanan D. *Managing change and role enactment in the professionalized organization*.
http://www.nets.nihr.ac.uk/_data/assets/pdf_file/0005/64337/FR-08-1201-021.pdf [Accessed 18.02.2017] London: NCCSDO; 2006.
133. Currie G, Finn R, Martin G. Role transition and the interaction of relational and social identity: new nursing roles in the English NHS. *Org Stud* 2010;**31**:941-61.

134. Puffer S, Torgerson D, Watson J. Evidence for risk of bias in cluster randomised trials: review of recent trials published in three general medical journals. *Br Med J* 2003;**327**:785-9.
135. Gilbody S, Bower P, Torgerson D, Richards D. Cluster randomized trials produced similar results to individually randomized trials in a meta-analysis of enhanced care for depression. *J Clin Epidemiol* 2008;**61**:160-8. e2.
136. Campbell MJ, Walters SJ. *How to design, analyse and report cluster randomised trials in medicine and health related research*. Chichester: John Wiley & Sons; 2014.
137. Eldridge S, Kerry S. *A practical guide to cluster randomised trials in health services research*. Chichester: Wiley; 2012.
138. Goldberg SE, Harwood RH. Experience of general hospital care in older patients with cognitive impairment: are we measuring the most vulnerable patients' experience? *BMJ Qual Safety* 2013;**22**:977-80.
139. van Baalen A, Vingerhoets AJJM, Sixma HJ, de Lange J. How to evaluate quality of care from the perspective of people with dementia: an overview of the literature. *Dementia* 2010;**10**:112-37.
140. Alzheimers Society. Counting the cost: Caring for people with dementia on hospital wards. 2009.
141. Mukadam N, Sampson EL. A systematic review of the prevalence, associations and outcomes of dementia in older general hospital inpatients. *Int Psychogeriatr* 2011;**23**:344-55.
142. Ball JE, Murrells T, Rafferty AM, Morrow E, Griffiths P. 'Care left undone' during nursing shifts: associations with workload and perceived quality of care. *BMJ Qual Safety* 2013;**23**:116-25.

Appendix 1 Systematic review MEDLINE and CINAHL searches

Database	Main search	Additional keywords	Limitations
Medline	compassion* OR empath* OR Empathy ¹ OR person centered care OR person centred care OR relationship centered care OR relationship centred care OR client centered care OR client centred care OR Patient-Centered Care ¹ OR Patient centered care OR patient centred care OR dignity	AND randomized controlled trial OR randomized controlled trial OR evaluation OR Nursing Evaluation Research ¹ OR quasi experiment OR controlled trial OR time series OR Controlled Before-After Studies ¹ OR before and after OR Comparative Study ¹ AND nurs* OR Occupational Groups ¹	English
CINAHL	compassion* OR empath* OR Empathy ² OR person centered care OR person centred care OR relationship centered care OR relationship centred care OR client centered care OR client centred care OR Patient-Centered Care ² OR Patient centered care OR patient centred care OR dignity OR Human Dignity ²	AND randomized controlled trial OR Randomized Controlled Trial ² OR Evaluation ² OR evaluation OR quasi experiment OR controlled trial OR time series OR Time Series ² OR Controlled Before-After Studies ² OR before and after OR Comparative Studies ² OR comparative study AND Nurses ² OR nurs* OR occupational groups	English, excluded Medline records
Cochrane	Same search terms as above	Same search terms as above	English

¹MeSH-term
²Subject Heading

Appendix 2 Systematic review summary study tables

Table A: Interventions focusing on training

#	Study	Quality rating	Setting and sample	Intervention	Compassion outcomes/ measures	Other outcomes	Results
1	Ancel 2006 ⁶⁴ Uncontrolled before and after study	Low	Nurses n=190 Adult department, Hospital setting, Turkey	Control (C): no control group Intervention (I): training program empathic skills communication	Empathic communication skills ECS-B	Satisfaction with the program Trainees' satisfaction form	Significant increase in nurses' empathic skills after training (ECS-B +24.9 p=0.05) Of the nurses: 98.9% found the trainers -, 99.2% materials and techniques -, 97.7% content and its relevance adequate (Trainees' satisfaction form)
2	Boscart 2009 ⁶⁰ Uncontrolled before and after study	Low	Patients n=27 RNs and Lic. practical nurses n=27 Hospital setting, Canada	C: no control group I: 3 hour educational intervention on verbal interactions between nursing staff and patients	Quality of verbal interactions (quantified content analysis)	None	Significant improvement in positive nurse-patient interactions (p=0.001)
3	Glembocki et al. 2010 ⁶¹ Uncontrolled before and after study	Low	RNs (n=39) Hospital settings, USA	C: no control group I: Educational intervention Reigniting the spirit of caring (RSC) for 3 days seminar, focusing on relationship with self, colleagues and patients.	Caring Assessment for Caregiver tool (CAC)	None	Significant difference in Caring Assessment for Caregiver between pre- and posttest (p<0.05)
4	LaMonica et al. 1987 ⁶⁵ Cluster randomized controlled study	Medium	Nurses n=115 Patients n=656 Hospital setting, USA	C: 16 hours course in physical assessment I: empathy training program 14-16 hours	Empathy outcomes ECRS	Patient satisfaction LOPSS Patient mood and satisfaction MAACL	No significant difference in empathy outcomes in nurses and patients' rating after the intervention (ECRS nurses 171.3 vs 177.0 p>0.05, ECRS patients 201.0 vs 228.5 p=0.05). No significant difference in patient satisfaction (LOPSS p=>0.05) and mood between the experimental and control groups after treatment, but a significant difference in anxiety and hostility among patients cared for by the intervention group (MAACL p=0.004).
5	Langewitz et al. 2010 ⁸² Uncontrolled before and after study	Low	Nurses n=70 Hospital setting, Switzerland	C: no control group I: workshop based communication skills training 2.5 day seminar including role-play, video and telephone supervision (5 x 30 min) and booster after 6 months	Patient centred communication style RIAS	None	Significant difference in patient centeredness after the intervention (RIAS p<0.003)
6	Puentes 1995 ⁶² Post-test only randomized, controlled study	Low	Registered nurses, n=98 Hospital setting, USA	C=usual practice I=one hour reminiscence learning experience educational program for nurses focusing on the incorporation of reminiscence techniques into interactions with clients, plus request to participants to implement techniques during the subsequent 3 weeks.	Empathy levels HES	Attitudes towards older adults KAOP	Significant difference in empathy levels between experimental and control groups (HES 19.12 vs 17.84 p<0.05) Significant difference in attitudes towards older adults between experimental and control groups (KAOP 153.27 vs 140.96 p<0.000)
7	Searcy 1990 ⁶⁶	Medium	Patients, n=298 Hospital setting, USA	C=usual practice	Empathy levels LEP	Patient satisfaction, including	No significant difference after training on empathy (LEP 2.69 vs 2.74 p=0.48), total patient satisfaction (LOPSS

	Before and after study with separate intervention and control groups			I=2 x 1 hour classes over a 2 week period aimed at enhancing nurses' skills for perceiving and responding with empathy.		dissatisfaction, perceptions of interpersonal support and good impression of nursing care LOPSS	112.45 vs 112.16 p=0.91), dissatisfaction (2.65 vs 2.71 p=0.39), interpersonal support (2.75 vs 2.73 p=0.75), or good impression (2.83 vs 2.78 p=0.4) in the intervention group. No significant differences from control (p>0.5).
8	Taylor et al. 2008 ⁸³ Uncontrolled before and after study	Low	RNs and nursing students, n=201 Religious university, non-religious university, religious health care institution, non-religious health care institution, USA.	C=no control group I=mailed self study programme including 100-page interactive workbook and DVD on talking with patients about spirituality	Ability to respond empathically to patient spiritual pain RES	Personal spiritual experience DSE Attitude toward spiritual caregiving SCPS-R Knowledge about how to communicate to provide spiritual care CSCT	Significant improvements in empathic response to patient spiritual pain (RES +12.2 p<0.0001), personal spiritual experience (DSE -3.2 p<0.0001), attitude to spiritual caregiving SCPS-R +3.0 p<0.0001) and knowledge about communication for spiritual care (CSCT +2.0 p<0.0001) post intervention.
9	Wasner et al. 2005 ⁶³ Uncontrolled before and after study	Low	Palliative care professionals, n=63 Range of medical and social care settings, Germany.	C=no control group I=3½ day training to teach active and compassionate listening, and recognition and addressing causes of emotional and spiritual suffering; includes practical exercises and introducing contemplation and meditation practices.	Self transcendence: sense of connectedness within the self and with one's environment STS Compassion with severely ill and dying persons Numeric rating (0-10) Compassion with oneself Numeric rating (0-10)	Spiritual wellbeing FACIT-Sp Religiosity IIR Quality of life Numeric rating (0-10) Attitude towards one's family Numeric rating (0-10) Fear of dying process and death Numeric rating (0-10) Contentment with job Numeric rating (0-10) Meaningfulness of job Numeric rating (0-10) Attitudes towards colleagues Numeric rating (0-10) Perception of work-related stress Numeric rating (0-10)	Significant improvement in compassion for the dying (+0.5 p<0.01) and for oneself (+0.9 p<0.01) after the training and sustained six months later (+0.5 p<0.05; +0.7 p<0.05). Self-transcendence significantly improved after the training (STS +1.9 p<0.01) but no significant difference from baseline to 6 months later (STS +0.8 p>0.05). Significant improvement in spiritual wellbeing after the training (FACIT-Sp +2.0 p<0.01) and sustained six months later (+0.8 p<0.05). Significant improvements after the training of quality of life (+0.6 p<0.05), attitudes towards family (+0.7 p<0.01), fear of dying (+0.6 p<0.05), fear of death (+0.7 p<0.01), work satisfaction (+0.7 p<0.01), meaningfulness of work (+0.4 p<0.01), attitude towards colleagues (+0.4 p<0.05), and work-related stress (+1.3 p<0.01). Significant differences from baseline sustained at 6 months in all measures using numeric rating (0-10) with exception of quality of life, fear of death and meaningfulness of work. No significant difference in religiosity between baseline and six months (IIR -0.4 p>0.05).
10	Yeakel et al. 2003 ⁶⁷ Uncontrolled before and after study	Low	Patients (n=477) Hartford hospital general surgery unit, USA.	C=no control group I=Educational program for RNs during one month (a formal education session, staff identification of goals, peer reinforcement, incorporation of goals into performance management, posting of examples of caring behaviors on the unit to serve as reminders for the staff.	Nurse caring Wolf's Caring Behaviors Inventory	Patient satisfaction Hartford Hospital Satisfaction Survey	Patients admitted after the intervention rate Nurses' caring higher (Z = -2.14, p = 0.032). Patients admitted after the intervention provided higher ratings of satisfaction than patients admitted before the intervention (Z = -2.86, p = 0.004).

Table B: Interventions focusing on care models

#	Study	Quality rating	Setting and sample	Intervention	Compassion outcomes/ measures	Other outcomes	Results
1	Brown Wilson et al. 2013 ⁷² Uncontrolled before and after study	Low	Staff (n=11) Residents (n=6) Families (n=4) Managers (n=3) Care homes (n=2), UK	Control (C)=no control group Intervention(I)= training programme based on the Senses Framework, including eight workshops	Care profiles to assess how a service might enhance resident, staff and family's sense of continuity, significance, belonging, purpose, achievement, security.		Improvements reported in staff sense of security and belonging; and in practices theorised to improve residents' sense of significance, continuity and purpose. Statistical significance of changes not reported.
2	Chenoweth et al. 2014 ⁶⁹ Cluster randomized controlled study	High	People with dementia (n=601) Residential aged care homes (n=38), Australian	C=usual practice I=implementation of either person-centered care (PCC) or person-centered environment (PCE) or an combination of them both (PerCEN)	Care interaction quality (QUIS) Resident emotional responses in care assessment (ERiC)	Quality of life (DEMqOL) Behavioural and psychological symptoms of dementia (Cohen-Mansfield Agitation Inventory CMAI)	Care interaction quality: Significant overall effect from group by time interaction, but significant improvement in PerCEN group only (p=0.006). Resident emotional responses to care: No significant overall effect from group by time interaction. Significant improvement in PerCEN group only (p=0.01) Quality of life: No significant overall effect from group by time interaction. Significant improvements in PCC (p=0.0003) and PCE (p=0.02) groups, but not in PerCEN group. Agitation: Significant overall effect from group by time interaction. Significant improvements in PCC (p=0.002) and PCE (p=0.05) groups, but not in PerCEN group.
3	Finnema et al. 2001 ⁷³ Cluster randomized controlled study	High	Family members for residents (n=194) Staff members (n=230) Nursing homes (16 wards in 14 nursing homes), Netherlands	C: usual practice with implementation of a Model care plan I: implementing of Emotion-oriented care in combination of Model care plan. Training and supervision in Emotion-oriented care for 9 months.	None	Quality of care (newly developed instrument, 18 questions)	An increase of quality of care regarding the question 'Has anyone asked you about your relative's life history after the initial intake meeting?' in the experimental group after emotion-oriented care implementation (p=0.05)
4	Ho et al. 2015 ⁷⁵ Uncontrolled before and after study	Low	Residents (n=17) Nursing homes, China	C: no control group I: Implementing of Dignity-conserving end of life care model (several components of education and supportive care, at both group and individual level, advance care planning, pain and symptom management etc.)	None	McGill Quality of life questionnaire (MQoL) Nursing facilities quality of life questionnaire (NF-QoL)	A significant deterioration in physical QoL (p<0.05), and improved support QoL (p<0.05) between pre- and post test. No significant difference in Nursing facilities quality of life (NF-QoL) were found.

5	McCance et al. 2008 ⁷⁰ Uncontrolled before and after study	Low	Nurses n=122 Patients n=107 Hospital setting, Ireland	C: no control group I: person centred nursing (PCN) intervention based on framework of PCN and a model by Garbett and McCormack (2006).	Person centred nursing PCNI: Including CDI and NDI	None	Significant difference over time in nurses' perception of caring (CDI 0.38 vs 0.45 p=<0.05) after intervention. Significant difference over time in patients' perceptions of caring (NDI 0.41 vs 0.45 p=<0.05)
6	McGilton et al. 2003 ⁷⁴ Before and after study with separate intervention and control groups	Medium	Residents (n=50) Nursing staff (n=34) Nursing homes, Canada	C: usual practice I: implementing Relationship-Enhancing program of care (REPC)	Relational care (RC scale) Close relationship with care providers (VAS) Care providers' empathic and reliable behaviour (RB, an observational scale)	Continuity of care (The continuity index)	Significant difference in Relational care (p=0.014), Care providers' relational behaviour (p=0.046) between the experimental and control group. Significant difference in Continuity of care (p<0.001).
7	McGilton et al. 2010 ⁶⁸ Uncontrolled before and after study	Low	Nurses n=18 Patients n=9 Stroke continuing care unit, Canada	C=no control group I=development of individualized patient communication plans by speech and language pathologists (SLPs); nurse attendance at full day workshop focused on communication and behavioural management strategies; implementation of nursing staff support system by SLPs: observing interactions, providing feedback and demonstrating strategies.	Patient satisfaction with nurses' relational care RCS Global perception of closeness of nurse-patient relationship Patient Close VAS Provider Close VAS	Patient quality of life SAQOL Patient depression GDS Attitude of nurses towards patients with communication impairments CIQ	Significant improvement in patient satisfaction with nurses' relational care (RCS +3.1 p=0.024), patient perceptions of closeness of relationship with nurses (VAS +15.9 p=0.041), patient perception of own communication abilities (SAQOL +3.8 p=0.037), and nurse attitudes towards patients with communication impairment (CIQ +2.4 p=0.007) post intervention. No significant differences in patient psychosocial wellbeing (SAQOL +1.8 p=0.601), patient depression (GDS +0.3 p=0.848), or nurse perceptions of closeness of relationship with patients (VAS +3.4 p=0.657) post intervention.
8	Pipe et al. 2010 Uncontrolled before and after study ^{68, 71}	Low	Patients (n=19) General medical ward, USA.	C=no control group I=Life story intervention based on Watson's theory of human caring (2008), including trained volunteers completed Life story interviews and created a "Tree of Life" poster for every patient	None	Quality of Life, Linear Analogue Self-Assessment (LASA) Instrument. Emotional wellbeing, Social support, Medical Outcomes Study (MOS) Social Support Survey. Hope, Herth Hope Index (HHI). Expanded Version of the Functional Assessment of Chronic Illness Therapy—Spiritual Well-Being Scale (FACIT-Sp-Ex).	Quality of life: A significant improvement in physical well-being (p= 0.02), and emotional well-being (p= 0.005) after intervention. No significant improvement in emotional wellbeing (MOS) and Hope (HHI). A significant improvement of spiritual wellbeing (FACIT-Sp-Ex) (p = 0.02)

Table C: Interventions focusing on nurse support

#	Study	Quality rating	Setting and sample	Intervention	Compassion outcomes/ measures	Other outcomes	Results
1	Flarity et al. 2013 ⁷⁶ Uncontrolled before and after study	Low	Nurses n=73 Emergency care, USA	Control (C): no control group Intervention (I): multifaceted compassion fatigue resiliency intervention program: 4 hour interactive seminar plus multimedia resources	Compassion satisfaction ProQOL CS subscale Compassion fatigue ProQOL BO subscale	Secondary traumatic stress ProQOL STS subscale	Significant increase in compassion satisfaction (ProQOL CS +1.9 p=0.004), and decrease in burnout (ProQOL BO - 3.9 p<0.001) and secondary traumatic stress (ProQOL STS -2.1 p=0.001) post intervention.
2	Gauthier et al. 2015 ⁷⁹ Uncontrolled before and after study	Low	Nurses n=60 Paediatric ICU, USA	C=no control group I= 5 minute mindfulness meditation / instruction in workplace at the beginning of each shift for 30 days	Symptoms of burnout MBI Self-compassion SCS	Levels of stress NSS Mindfulness MAAS Job satisfaction	No significant differences in burnout, emotional exhaustion and depersonalisation (mean, p not reported). Burnout personal accomplishment increased post but decreased at one month follow up (p=0.03). No significant increase in self-compassion (SCS difference not reported, p=0.26). Significant decrease in stress from baseline (78.92) to post-intervention (74.03, p = .006]. and 1 month follow up (p not reported). No significant differences in mindfulness (MAAS, difference not reported, p=.37), job satisfaction (positive change reported, p=.15).
3	Horner et al. 2014 ⁸⁰ Before and after study with separate intervention and control groups	Low	Nurses n=43 Patients n=unknown Hospital setting, USA	C: usual practice I: mindfulness training program 10 weeks, 30 min once a week including education and practice	Compassion satisfaction score and burnout score ProQOL	Level of mindfulness MAAS measure Individual and unit stress levels (VAS 1-10) HCAHPS – hospital patient survey	No significant difference in compassion satisfaction score before and after intervention (ProQOL 53.20 vs 52.93 p=0.76), or burnout score (ProQOL 46.20 vs 45.71 p=0.55) or level of mindfulness (MAAS 4.2 vs 4.4 p=0.37) in the intervention group. Significant difference before and after the intervention in individual stress (Individual stress level 5.0 vs 4.2 p=0.10) and unit stress (Unit stress level 5.8 vs 5.1) in the intervention group. No significant difference in the control group. Patient satisfaction (HCAHPS): Improvement in overall scores in the intervention group (32 points) compared to the control group, and improvement in “communication with nurses” (17 points).
4	Palmer 2010 ⁸¹ Uncontrolled before and after study	Low	Nurses n=9 Hospice at home, UK	C=no control group I= 8 week mindfulness based cognitive therapy training	Clinician empathy JCES	Mindfulness MAAS Wellbeing WHO-5 EWWS	Improvements in scores across all scales reported post intervention compared to “expected population averages” but no further details reported.

5	Pålsson et al. 1996 ⁷⁸ Before and after study with separate intervention and control groups	Medium	RNs, n=33 District nursing for women with newly diagnosed breast cancer, Sweden	C= 40 hr training programme on medical care and treatment for breast cancer, psychological reactions, coping strategies, crisis intervention, and organization of nursing care I=training programme (as above) + 1½-2 hrs clinical supervision every 2-4 weeks, 15-19 sessions.	Burnout BM Empathy ECRS	Sense of coherence SOC	No significant difference (p>0.05) after clinical supervision on burnout (BM 2.7 vs 2.5) empathy (ECRS 419 vs 427) or sense of coherence (SOC 148 vs 151) in intervention group. No significant differences from control.
6	Potter et al. 2013 ⁷⁷ Uncontrolled before and after study	Low	RNs, n=13 Outpatient oncology infusion center, USA	C=no control group I=5 week programme involving five 90 minute sessions on compassion fatigue resiliency	Symptoms of burnout MBI Compassion satisfaction ProQOL IV CS subscale Compassion fatigue ProQOL IV BO subscale	Subjective distress caused by traumatic events, including avoidance, intrusions, hyperarousal IES-R Secondary traumatic stress ProQOL STS subscale Nursing job satisfaction NJSS	No significant difference in symptoms of burnout between baseline and immediate post-intervention, 3 months later and 6 months later (MBI Emotional Exhaustion subscale: immediate -2.92 p>0.05; 3 months -2.38 p>0.05; 6 months -3.46 p>0.05. MBI Depersonalization subscale: immediate -1.46 p>0.05; 3 months -1.31 p>0.05; 6 months -0.31 p>0.05. MBI Personal Accomplishment subscale: immediate -0.92 p>0.05; 3 months -1.15 p>0.05; 6 months -2.15 p>0.05). No significant difference in compassion satisfaction (ProQOL CS: immediate -0.38 p>0.05; 3 months -1.0 p>0.05; 6 months -1.23 p>0.05). No significant difference in compassion fatigue (ProQOL BO: immediate -0.85 p>0.05; 3 months -0.23 p>0.05; 6 months -1.15 p>0.05). No significant difference in job satisfaction (no further details reported). Significant improvement in subjective distress caused by traumatic events between baseline and immediate post-intervention, (IES-R +1.24 p=0.04) 3 months later (+2.4 p<0.001) and 6 months later (+1.77 p=0.005). Significant decline in secondary traumatic stress between baseline and 6 months (+3.54 p=0.044).

Appendix 3 Guidance for Quality of Interactions Schedule ratings in acute care settings

From

Dean R, Proudfoot R, Lindesay J. The quality of interactions schedule (QUIS): development, reliability and use in the evaluation of two domus units. *International Journal of Geriatric Psychiatry* 1993;8:819-26; McLean C, Griffiths P, Mesa-Eguiagaray I, Pickering RM, Bridges J. Reliability, feasibility, and validity of The Quality of Interactions Schedule (QuIS) in acute hospital care: an observational study. *BMC Health Services Research* 17 (380), DOI 10.1186/s12913-12017-12312-12912.

QuIS rating	Examples:
<p>Positive social. Interaction principally involving ‘good, constructive, beneficial’ conversation and companionship: Polite, friendly and respectful interactions in which any element is: Casual / informal and relating to ‘everyday’ social topics (e.g. family; sport; weather; TV programmes) OR Responding to concerns / interests / topics introduced by the service user The service user may be expected to feel valued, cared about or respected as a person.</p>	<p>General chat and conversation, on its own or during other care activities. Allowing and responding to the expression of feelings and emotions. Greetings which invite an response Giving time and attention to elicit people’s concerns (“How are you today?”)</p>
<p>Positive Care. Interactions during the appropriate delivery of physical care: Interactions which are polite, professional, respectful or good humoured in tone, but in which the topic is set by staff and restricted to issues of care delivery (E.g. “your discharge”; “your wash”; “your medication”; “your surgery”). The service user may be expected to feel safe, secure, cared for or informed as a patient.</p>	<p>Providing explanation and reassurance or encouragement whilst delivering care (e.g. providing encouragement to mobilise). Giving information, opportunities for questioning and checking for understanding Offering simple choices in regard to essential activities of living (e.g. do you want sugar in your tea?)</p>
<p>Neutral. Brief, indifferent interactions not meeting the definitions of the other categories: Interactions which have no positive or negative aspects, and which would not be expected to impact on the feelings of the service user</p>	<p>Undirected greetings (if noted by service user) Putting plates down with cursory or no verbal / non-verbal contact.</p>
<p>Negative protective. Providing care, keeping safe or removing from danger, but in a restrictive manner, without explanation or reassurance: in a way which disregards dignity or fails to demonstrate respect for the individual: Interactions which fail to fully maintain dignity or demonstrate respect due to the focus of staff on doing their ‘work’. Staff may appear rushed or task orientated. The service user may be expected to feel rushed, misunderstood, frustrated or poorly informed.</p>	<p>Failing to offer choices Incomplete / inadequate responses to a need for explanation or reassurance. Keeping safe or removing from danger without explanation or reassurance (e.g. ‘Don’t eat that, it’s been on the floor’). Helping people to eat without giving them control over the speed of eating. Asking people to wait for something (e.g. medication/treatment / food & drink) without a good reason or explanation.</p>

<p>Negative restrictive. Interactions that oppose or resist peoples' freedom of action without good reason, or which ignore them as a person: Interactions which are rude / controlling or abusive and pay no regard to the perspective of the patient. Patients expressed needs / preferences are ignored or denied Staff may be authoritative, controlling, rude or angry.</p> <p>The service user may be expected to feel ignored or humiliated.</p>	<p>Ignoring people (including not answering call bells). Moving or examining people without warning or explanation. Telling service users not to swear/show anger Telling people to do something (e.g. button dress) without discussion, explanation or offer of help. Telling people they cannot have something (e.g. medication/treatment / food & drink) without good reason or explanation. Swearing at or physically assaulting people.</p>
--	---

Appendix 4 Example process evaluation staff interview schedules

Interview schedule for ward leaders during and following implementation period

To what extent is CLECC being made workable and integrated into everyday practice by the nursing team?

Can you tell me what you think of the CLECC intervention?

What does CLECC make you do differently?

How well does CLECC fit with other things you and the team do on the ward?

Do you think CLECC supports the delivery of compassionate care? Explain.

What does CLECC require nursing team members to do to put it into practice?

How committed is the team to CLECC? Explain why.

What has helped the team put CLECC into practice? Give examples.

What has got in the way of putting CLECC into practice? Give examples.

What factors are influencing the extent to which the nursing team can put CLECC into practice?

What resistance has there been to CLECC from the team? Give examples.

What will happen when the CLECC study finishes?

To what extent do you think CLECC is supported by your Trust?

Intervention ward nursing staff interview schedule, mid-implementation

How would you explain CLECC to a new member of staff on the ward?

What does putting CLECC into practice require people in your role (as a care assistant/registered nurse/ward manager) to do differently (if anything)?

How straightforward has it been to make the changes required by CLECC? Explain your answer.

How well does CLECC fit with other things you're (as an individual) supposed to do on the ward?

Allow answer, then use prompts to cover these questions if not already covered:

Workload "does your workload allow the space to put CLECC into practice?"

Organisation of work "does the way your work is organised enable you to?"

Skills "have you been equipped with the knowledge and skills?"

Perceived work role identity "is CLECC a relevant part of your job? Are other jobs/roles better suited?"

How well does CLECC fit with other things your colleagues in the team are supposed to do on the ward?

Prompts:

Workload “does team workload allow the space (consider across the team)?”

Organisation of work “does the way their work is organised enable them to (consider across the team)?”

Skills “has everyone been equipped with the knowledge and skills needed for CLECC?”

Perceived work role identity “is it a relevant part of each person’s job, or does this vary across the team?”

How committed, if at all, is the team on your ward to CLECC? Can you give some examples of how you know this?

What resistance, if at all, has there been to CLECC among team members? Can you give some examples of how you know this?

What has helped your team put CLECC into practice?

What gets in the way of your team putting CLECC into practice?

What more needs to happen to put CLECC into practice?

Has anything significant happened on the ward or in the wider trust that has affected CLECC’s use by the team, or its impact? If yes, can you tell me more?

Aside from the factors you’ve already talked about, what are the most important influences on whether or not the team can use CLECC in everyday practice?

Prompts:

Is it valued by managers in the organisation? Which managers?

How do you know this?

Is it supported or not by other organisational policies or priorities?

What’s useful (if anything) about CLECC that you think needs to keep happening after [PDN name] has left?

Do you think CLECC is, or has the potential to, support the delivery of compassionate care on the ward? Can you explain your answer?

What needs to happen to keep CLECC going on the ward after [PDN name] has left?

Appendix 5 Patient and visitor qualitative interviews

We piloted qualitative interviews with a small number of patients (n=12) and visitors (n=12) about relational care on the wards to inform a future process evaluation. This appendix presents an overview of method and findings.

The aim of this work was to assess the feasibility of interviewing hospital inpatients and visitors about their ward-based experiences of relational care.

Sampling and recruitment

Two visitors and two patients were purposively sampled and recruited from each of the six wards.

Patients with characteristics that put them at risk of a more negative experience were approached and invited to take part in an interview while still an in-patient. These characteristics were: high physical disability, high dependency on others, communication impairment, and/or cognitive impairment. Eligible interviewees did however need to have capacity to decide about taking part in the research, to be oriented to their location, and to have sufficient attention and ability to communicate to participate in an interview¹³⁹ and so were excluded if cognitive or other impairments precluded their participation. Interviewers were trained to take time and use skill to maximize participation. Eligible candidates were identified with the help of the nurse-in-charge of the ward. Following the provision of written and verbal information about the study, eligible individuals were invited to take part and, if they agreed to take part, signed a consent form. The interview then took place straightaway, after checking with the patient that this was acceptable for them.

Visitors were invited to volunteer to be interviewed through written letter distributed by hand. Visitors who expressed interest in taking part were then given further information about the study and, if they agreed to take part, signed a consent form. One or two visitors were interviewed at a time arranged in advance. Most were interviewed directly after agreeing to take part, providing this was convenient for them.

Data collection and analysis

Patient and visitor interviews took place on the ward in a single side-room or the ward day room. Patient interviews lasted on average 21 minutes (range=10-39 mins). The interview schedules were designed to capture individual views and experiences, and focused on relational aspects of care on that ward during that admission. Demographic information was gathered on interviewees including gender, age and patient cognitive status.

Interviews were audio-recorded, transcribed verbatim, and transcripts checked for accuracy by the interviewer. Researchers kept field notes of the process of recruiting and interviewing patients and visitors.

Thematic analysis of interview text was used to examine what interviewees said and to assess the extent to which they were able to comment on relational care during admission to the ward in

question. Preliminary analyses were then enhanced by the recruitment and data collection issues recorded in researcher field notes.

Findings

Twenty-five patients were approached to take part in an interview. Four were excluded after being approached because they did not have capacity. Nine declined to take part and the most common reason for declining was that they felt too tired or unwell. Twelve consented to take part and all 12 went on to be interviewed. Two patients were interviewed from each ward. Nine were female and three were male. Two were aged under 60 years and ten were aged 60+ years, including five people in 80-89 age range, and two people in 90-99 age range. Two patients interviewed had evidence of cognitive impairment.

Twenty-three visitors were approached to take part in an interview. Eleven declined to take part and the most common reason for declining was that they were too busy. Twelve visitors consented to take part and all 12 went on to be interviewed. Two visitors were interviewed from each ward. Seven were female and five were male. Two were aged under 60 years and ten were aged 60+ years, including three people aged 70-79, and two aged 80-89. Records were not made of visitors' cognitive status.

Interviews took place while the patient was an inpatient which required the interview process to be tailored to the particular ward environment. Interviews were conducted in a room with just the patient/visitor and interviewer present in order to offer privacy and an environment conducive to audio recording. Visitors were generally only available during set visiting times and many prioritised spending time with the patient over being interviewed. Interviews with patients and visitors were significantly shorter than with nursing staff. Patient interviews lasted on average 21 minutes (range=10-39 minutes), visitor interviews lasted on average 20 minutes (range=10-41 minutes) and nursing interviews lasted on average 46 minutes (range= 17-70 minutes). The ward routine impacted on when interviews could take place with patients, e.g. meal times, medication administration, medical consultations. The care provided on the ward was a priority for patients and as such took precedence over the interview starting or continuing. However, no interviews were cut short because of care needs taking priority.

The interview focused on relational aspects of care during the current admission, however, both patients and visitors spontaneously talked about previous admissions to the same hospital but not necessarily the same ward or for a similar issue. Patients had often experienced care in another setting in the hospital immediately prior to being admitted to the current ward. It was difficult to work out whether the experience being described was solely about the current ward. Patients were only able to comment on individual nurse-patient interactions with them as individuals, or with others observed across the bay, and could not place the interaction in the wider context of the whole ward. Patients were generally confined to bed or their bed space and usually remained in the same location for the duration of the admission. Visitors tended to be familiar only with the patient space and staff who entered the space. Patients were interviewed at one point during their admission, and although only participated if they had mental capacity to consent, their ability to engage with the interview process was impacted by their stage of recovery.

Conclusion

Recruitment to and conducting qualitative interviews with patients and visitors was feasible, but this pilot highlighted a number of issues that may have affected data quality and that indicate this may not be a successful method to explore patient and visitor views and experiences.

Interview questions for patients and visitors

What does compassionate care mean to you in hospital?

What does the term “compassionate care” mean to you?

How important is it to you that you’re (your relative is) looked after compassionately?

Do you think the nurses on this ward are compassionate? Explain your answer.

Can you tell me about a time on this ward that you felt (your relative was) well cared for?

Can you tell me about a time on this ward that you didn’t feel (your relative was) well cared for?

What do nursing staff on this ward do to get to know who you are/your relative as a person?

How do the nurses on this ward make you feel when they are looking after you?/ How do you feel about the way nurses on this ward are looking after your relative?

What do you do when you have concerns or worries (about your relative) in hospital?

Do you feel able to talk to a nurse on this ward about your concerns?

How do the nurses on this ward involve you in decisions about your (relative’s) care?

Do you feel that you understand what is happening to you/your relative in hospital?

How well do you think the nurses on this ward work as a team?

Do you know who the ward manager or sister is on this ward?

Have you seen the ward manager or sister on this ward?

If yes, how often have you seen her/him? What do you see her/him doing?

If yes, do you think she/he supports the nurses in their work? Explain your answer

Appendix 6 Introduction to QI Tool software

Background

This paper presents an overview of the development of the QI Tool software, developed for use in the CLECC study – Creating Learning Environments for Compassionate Care: a feasibility study.

One of the aims of the study is to test outcome measures for use in a future definitive evaluation. At an early stage of proposal development, the team identified the existing Quality of Interactions Schedule (QuIS) as a promising candidate for primary outcome measure. QuIS is a time sampling tool that gives a measure of both the volume and quality of interactions (Dean et al. 1993). It is administered through researcher observations of health care interactions in real-time. Previous uses of QuIS have involved manual data collection where the QuIS rating and a small amount of contextual data are recorded using pen and paper. These data are then entered manually onto a database for analysis at a later date. In the research team's previous experience of using QuIS, these manual methods can take significant amounts of researcher time and mean that timely data analysis is not always possible. Translation errors between the manual and the database versions of the data also compromise validity.

When making the decision to pilot QuIS in the CLECC study, the team identified the opportunity to develop a software application to enable entry of QuIS ratings and a significantly larger amount of contextual data using a computer tablet in real-time during the observation, for later wireless upload to a central database. We discussed these ideas with Dr Rudi Lutz, a freelance Android software developer who confirmed their viability and worked with us to develop some early models for the work.

NIHR have funded this software development and testing. Dr Rudi Lutz has developed the software through a consultancy agreement which included the specification that University of Southampton retains 100% of the IP for the software. David Pepper and Martin Chivers of the iSolutions team at University of Southampton have built the associated database for the software – this has been funded by the University. The QI Tool was developed and then piloted successfully during CLECC study 2015-16, and used successfully on two other projects, one external to the university.

The QI tool

The Quality of Interactions Tool (QI Tool) is a tablet-based interface that enables users to enter data in real-time for subsequent wireless upload to an encrypted central database. Data gathered include the quality, length and frequency of all interactions between participating patients and staff during the planned observation sessions.

It is best used to observe the care of one or more people who are inpatient in a hospital setting. The terminology used is hospital-based but it may be possible to use in other settings. It is designed for use by an observer who is located near to the patients under observation, and who

can then rate the quality of interactions with any staff that approach. It is not designed to rate the quality of interactions of individual members of staff, so local adaptations may be needed to achieve this purpose.

The QI Tool enables data to be gathered on up to six patients during a period of observation. These sessions can be planned in advance, can take place on an unscheduled basis or can be used for training purposes.

One patient is designated as the index patient so that, in the eventuality of a very busy observation session, observations of the index patient can take priority.

The QI Tool uses the Quality of Interactions Schedule (QuIS) as a framework for rating the quality of staff-patient interactions.⁴¹ It also enables the collection of ward-based, patient-based and interaction-based contextual data. These data add valuable context to the quality of interactions that could help explain the ratings. Contextual data are gathered on the observation session (number of patients on the ward, staffing levels and skill mix), on the patients (age, gender, evidence of cognitive impairment) and each interaction (including number of staff, staff type, and purpose of interaction).

Information gathered on each interaction includes:

- Initial Information – recording the patient's initial status
- QuIS Category – recording the rated category for the quality of the interaction
- Interaction content – recording the main purpose of the interaction
- Initiated by – recording if the patient or staff member initiated the interaction
- 1 or 2 Way – recording whether the interaction was one or two way
- Number of staff – recording the number of staff involved in the interaction
- Staff types – recording the job role of the member(s) of staff involved
- Comments – recording any additional information about the interaction

Once the observation session has been completed, data from planned and unplanned sessions (but not practice sessions) can be uploaded wirelessly to the central encrypted database for analysis. The database then generates a report in the form of an Excel spreadsheet displaying all of the ward-based, patient-based and interaction-based data for each interaction. It also displays date and time of observation session, and names of hospital, ward and observer.

Phase 2

The QI Tool was designed for use in the CLECC study. However we recognised the potential for wider use within the NHS and other health services, and by other academic researchers nationally and internationally, and NIHR is keen for us to exploit these opportunities. In addition to the history of the original QuIS as a research instrument, it has also been used within the NHS as an improvement tool, enabling managers and frontline staff to directly measure the quality of staff-patient interactions. Given the high profile of compassionate care, our NHS partners in the CLECC study advise that there will be appetite for wider roll-out of the QI Tool. In addition to cutting out the translation errors mentioned earlier, there are two key advantages to

the QI Tool over the original QuIS. One is the collection of a large amount of highly relevant contextual data around the QuIS rating so, for instance, if the ward is short-staffed during the observation session, it would be possible to identify this during analysis. The second is the speed at which results can be made available, so for improvement purposes in particular, frontline staff and managers can view the results within a more meaningful timescale. For research teams and funders, there are clear cost and accuracy advantages to using the QI Tool over manual methods.

There are a number of technical reasons why the original version of the QI Tool was not suitable for wider roll-out and so Phase 2 developed the software and associated database further to enable its use by a wider group of users.

Phase 2 included:

Removing the requirement that users have to have a Southampton university user account

Rebranding (removing references to original study)

Internationalisation to enable the QI Tool to be used by (say) a Swedish speaker, with all text displayed anywhere in the tool appearing in Swedish.

The following tasks have also been completed:

Documentation prepared to support the QI Tool code - this will enable another software developer to take on development of the code if our current developer is not available.

Software tested and adjusted to enable its use on a wider range of tablets than the one Android tablet it was developed to work on. It has been tested on the following:

Samsung Galaxy Tab S 10.5"

Google Nexus 8.9"

Samsung Galaxy s2 8"

Lenovo Yoga 3 10.1"

Appendix 7 Quantity and quality of interaction between staff and older patients

[pdf of publication to be inserted]

Reproduced under terms of a [CC BY-NC-ND 4.0 License](#)

Appendix 8 Questionnaire results

Nursing questionnaire

Values in tables are frequencies (%).

BASELINE: How satisfied are you with your current job in this hospital?	A (n=12)	B (n=5)	C (n=18)	D (n=13)	E (n=22)	F (n=21)	Total (n=91)
Very dissatisfied	0	0	2 (11)	1 (8)	0	1 (5)	4 (5)
A little dissatisfied	2 (18)	2 (40)	2 (11)	1(8)	2 (10)	3 (14)	12 (13)
Moderately satisfied	5 (46)	1 (20)	11 (61)	6 (46)	11 (52)	14 (67)	48 (54)
Very satisfied	4 (36)	2 (40)	3 (17)	5 (39)	8 (38)	3 (14)	25 (28)

FOLLOW-UP: How satisfied are you with your current job in this hospital?	A (n=10)	B (n=10)	C (n=16)	D (n=15)	E (n=18)	F (n=18)	Total (n=87)
Very dissatisfied	0	0	1 (6)	0	1 (6)	2 (11)	4 (5)
A little dissatisfied	0	2 (20)	4 (25)	3 (20)	0	1 (6)	10 (12)
Moderately satisfied	5 (50)	5 (50)	5 (31)	9 (60)	11 (61)	10 (56)	45 (52)
Very satisfied	5 (50)	3 (30)	6 (31)	3 (20)	6 (33)	5 (28)	28 (32)

BASELINE: How would you rate the work environment at your job in this hospital?	A (n=12)	B (n=5)	C (n=18)	D (n=13)	E (n=22)	F (n=21)	Total (n=91)
Poor	0	0	3 (17)	2 (15)	2 (10)	1 (5)	8 (9)
Fair	4 (36)	2 (40)	7 (39)	2 (15)	1 (5)	6 (29)	22 (25)
Good	5 (46)	1 (20)	8 (44)	8 (62)	13 (62)	13 (62)	48 (54)
Excellent	2 (18)	2 (40)	0	1 (8)	5 (24)	1 (5)	11 (12)

FOLLOW-UP: How would you rate the work environment at your job in this hospital?	A (n=10)	B (n=10)	C (n=16)	D (n=15)	E (n=18)	F (n=18)	Total (n=87)
Poor	0	1 (10)	1 (6)	3 (20)	1 (6)	1 (6)	7 (8)
Fair	1 (10)	3 (30)	7 (44)	6 (40)	5 (28)	4 (22)	26 (30)
Good	5 (50)	5 (50)	6 (38)	6 (40)	9 (50)	9 (50)	40 (46)
Excellent	4 (40)	1 (10)	2 (12)	0	3 (17)	4 (22)	14 (16)

BASELINE: If possible, would you leave your current hospital within the next year as a result of job dissatisfaction?	A (n=12)	B (n=5)	C (n=18)	D (n=13)	E (n=22)	F (n=21)	Total (n=91)
Yes	2 (18)	2 (40)	10 (56)	6 (46)	3 (14)	4 (20)	27 (31)
No	9 (82)	3 (60)	8 (44)	7 (54)	18 (86)	16 (80)	61 (69)

FOLLOW-UP: If possible, would you leave your current hospital within the next year as a result of job dissatisfaction?	A (n=10)	B (n=10)	C (n=16)	D (n=15)	E (n=18)	F (n=18)	Total (n=87)
Yes	1 (10)	2 (20)	4 (25)	3 (21)	3 (17)	4 (22)	17 (20)
No	9 (90)	8 (80)	12 (75)	11 (79)	15 (83)	14 (78)	69 (80)

BASELINE: If yes, what type of work would you seek?	A (n=12)	B (n=5)	C (n=18)	D (n=13)	E (n=22)	F (n=21)	Total (n=91)
Nursing in another hospital	2 (100)	3 (100)	7 (78)	2 (33)	3 (75)	3 (50)	20 (61)
Nursing, but not in a hospital	0	0	0	1 (17)	0	2 (33)	3 (9)
Non-nursing	0	0	2 (22)	3 (50)	1 (25)	1 (17)	7 (21)

FOLLOW-UP: If yes, what type of work would you seek?	A (n=10)	B (n=10)	C (n=16)	D (n=15)	E (n=18)	F (n=18)	Total (n=87)
Nursing in another hospital	0	3 (100)	3 (60)	3 (60)	4 (80)	2 (40)	15 (63)
Nursing, but not in a hospital	0	0	1 (20)	0	0	0	1 (4)
Non-nursing	1 (100)	0	1 (20)	2 (40)	1 (20)	3 (60)	8 (33)

BASELINE: Would you recommend your hospital to a nurse colleague as a good place to work?	A (n=12)	B (n=5)	C (n=18)	D (n=13)	E (n=22)	F (n=21)	Total (n=91)
Definitely no	0	0	0	1 (8)	0	0	1 (1)
Probably no	1 (9)	1 (20)	3 (17)	1 (8)	2 (9)	4 (19)	12 (14)
Probably yes	6 (55)	2 (40)	8 (44)	4 (31)	13 (62)	11 (52)	44 (49)
Definitely yes	4 (36)	2 (40)	7 (39)	7 (54)	6 (29)	6 (29)	32 (36)

FOLLOW-UP: Would you recommend your hospital to a nurse colleague as a good place to work?	A (n=10)	B (n=10)	C (n=16)	D (n=15)	E (n=18)	F (n=18)	Total (n=87)
Definitely no	0	0	0	0	0	1 (6)	1 (1)
Probably no	0	1 (10)	3 (20)	1 (7)	0	0	5 (6)
Probably yes	3 (30)	6 (60)	9 (60)	9 (60)	11 (61)	9 (50)	47 (54)
Definitely yes	7 (70)	3 (30)	3 (20)	5 (33)	7 (39)	8 (44)	33 (38)

BASELINE: Would you recommend your hospital to your friends and family if they needed hospital care?	A (n=12)	B (n=5)	C (n=18)	D (n=13)	E (n=22)	F (n=21)	Total (n=91)
Definitely no	0	0	0	2 (15)	0	0	2 (2)
Probably no	0	0	0	0	2 (10)	2 (9)	4 (4)
Probably yes	6 (54)	3 (60)	10 (56)	4 (31)	12 (57)	10 (48)	45 (51)
Definitely yes	5 (46)	2 (40)	8 (44)	7 (54)	7 (33)	9 (43)	38 (43)

FOLLOW-UP: Would you recommend your hospital to your friends and family if they needed hospital care?	A (n=10)	B (n=10)	C (n=16)	D (n=15)	E (n=18)	F (n=18)	Total (n=87)
Definitely no	0	0	1 (6)	0	0	1 (6)	2 (2)
Probably no	0	2 (20)	2 (13)	1 (7)	2 (11)	0	7 (8)
Probably yes	2 (20)	4 (40)	9 (56)	9 (60)	10 (56)	9 (50)	43 (49)
Definitely yes	8 (80)	4 (40)	4 (25)	5 (33)	6 (33)	8 (44)	35 (40)

Maslach Burnout Inventory

Subscale scores per Ward BASELINE	A (n=12)	B (n=5)	C (n=18)	D (n=13)	E (n=22)	F (n=21)	Total (n=91)
Emotional Exhaustion							
Mean (SD)	20 (11)	24 (11)	26 (11)	24 (13)	19 (11)	23 (13)	22 (12)
Min to max	0 to 35	9 to 37	3 to 43	12 to 52	2 to 38	3 to 47	0 to 52
Depersonalization							
Mean (SD)	5 (3)	9 (7)	6 (5)	5 (7)	6 (5)	5 (5)	6 (5)
Min to max	0 to 11	0 to 17	0 to 15	0 to 20	0 to 14	0 to 17	0 to 20
Personal Accomplishment							
Mean (SD)	39 (8)	38 (6)	38 (7)	41 (8)	38 (8)	37 (6)	38 (7)
Min to max	25 to 48	29 to 44	25 to 48	24 to 48	11 to 48	23 to 47	11 to 48

Subscale scores per Ward FOLLOW-UP	A (n=10)	B (n=10)	C (n=16)	D (n=15)	E (n=18)	F (n=18)	Total (n=87)
Emotional Exhaustion							
Mean (SD)	14 (13)	21 (10)	22 (13)	24 (10)	19 (11)	19 (12)	20 (11)
Min to max	1 to 38	6 to 35	3 to 42	7 to 38	0 to 39	3 to 41	0 to 42
Depersonalization							
Mean (SD)	6 (5)	6 (5)	6 (4)	5 (5)	5 (5)	4 (5)	5 (5)
Min to max	1 to 19	0 to 15	0 to 13	0 to 16	0 to 16	0 to 15	0 to 19
Personal Accomplishment							
Mean (SD)	41 (8)	39 (9)	37 (6)	40 (6)	37 (7)	36 (11)	38 (8)
Min to max	21 to 47	22 to 47	24 to 47	28 to 48	24 to 46	14 to 48	14 to 48

Experiencing Burnout BASELINE	A (n=12)	B (n=5)	C (n=18)	D (n=13)	E (n=22)	F (n=21)	Total (n=91)
Emotional Exhaustion	4 (33%)	2 (40%)	9 (50%)	4 (31%)	6 (27%)	7 (35%)	32 (36%)
Depersonalization	0	2 (40%)	3 (17%)	2 (15%)	4 (18%)	2 (10%)	13 (14%)
Personal Accomplishment	2 (17%)	1 (20%)	4 (22%)	2 (15%)	3 (14%)	2 (10%)	14 (16%)

Values in table are frequencies (%)

Experiencing Burnout FOLLOW-UP	A (n=10)	B (n=10)	C (n=16)	D (n=15)	E (n=18)	F (n=18)	Total (n=87)
Emotional Exhaustion	2 (20%)	4 (40%)	6 (38%)	8 (53%)	3 (17%)	6 (33%)	29 (33%)
Depersonalization	1 (10%)	1 (10%)	1 (6%)	1 (7%)	2 (11%)	3 (17%)	9 (11%)
Personal Accomplishment	1 (10%)	2 (20%)	3 (19%)	2 (14%)	4 (24%)	3 (18%)	15 (18%)

Values in table are frequencies (%)

Jefferson Scale of Empathy

Empathy score BASELINE	A (n=12)	B (n=5)	C (n=18)	D (n=13)	E (n=22)	F (n=21)	Total (n=91)
Mean (SD)	113 (13)	112 (18)	115 (10)	120 (13)	115 (14)	107 (17)	113 (14)
Median	117	110	115	126	118	110	115
(LQ,UQ)	(103,121)	(98,128)	(107,122)	(109,130)	(102,127)	(91,121)	(103, 124)
Min to max	84 to 128	89 to 139	96 to 133	98 to 138	81 to 134	77 to 130	77 to 139

Empathy score FOLLOW-UP	A (n=10)	B (n=10)	C (n=16)	D (n=15)	E (n=18)	F (n=18)	Total (n=87)
Mean (SD)	108 (12)	113 (16)	113 (9)	114 (20)	112 (18)	113 (16)	112 (16)
Median	109	115	114	120	116	116	115
(LQ,UQ)	(99, 117)	(99,128)	(105,120)	(102,129)	(105,126)	(104,126)	(103, 124)
Min to max	86 to 127	88 to 131	94 to 124	57 to 133	60 to 133	79 to 135	57 to 135

Factors that Enable Climate for Care

Subscale scores per Ward BASELINE	A (n=12)	B (n=5)	C (n=18)	D (n=13)	E (n=22)	F (n=21)	Total (n=91)
Leading by example							
Mean (SD)	44 (7)	46 (5)	36 (9)	36 (11)	48 (6)	42 (9)	42 (9)
Min to max	34 to 52	39 to 52	21 to 50	18 to 53	38 to 55	22 to 55	18 to 55
Support from the top							
Mean (SD)	27 (4)	27 (6)	26 (4)	28 (5)	28 (6)	27 (6)	27 (5)
Min to max	20 to 34	22 to 35	18 to 32	22 to 39	18 to 40	14 to 40	14 to 40

Subscale scores per Ward FOLLOW-UP	A (n=10)	B (n=10)	C (n=16)	D (n=15)	E (n=18)	F (n=18)	Total (n=87)
Leading by example							
Mean (SD)	48 (7)	42 (9)	41 (10)	36 (11)	43 (7)	45 (11)	42 (10)
Min to max	35 to 55	22 to 55	23 to 55	18 to 53	31 to 54	17 to 55	17 to 55
Support from the top							
Mean (SD)	30 (5)	31 (5)	27 (5)	28 (5)	29 (5)	30 (6)	29 (5)
Min to max	22 to 36	24 to 40	13 to 34	22 to 39	19 to 39	21 to 40	13 to 40

Climate for Care

Subscale scores per Ward BASELINE	A (n=12)	B (n=5)	C (n=18)	D (n=13)	E (n=22)	F (n=21)	Total (n=91)
Shared philosophy of care (5-25)							
Mean (SD)	21 (3)	22 (2)	22 (3)	21 (3)	20 (2)	19 (3)	20 (3)
Min to max	16-25	20-25	16-25	14-25	14-25	12-25	12-25
Having resources (3-15)							
Mean (SD)	10 (2)	10 (2)	9 (3)	8 (3)	8 (2)	10 (2)	9 (3)
Min to max	4-13	7-12	3-15	3-14	3-11	5-15	3-15
Supporting each other (6-30)							
Mean (SD)	23 (6)	22 (8)	22 (5)	21 (5)	24 (4)	23 (4)	23 (5)
Min to max	12-30	8-29	8-30	13-30	17-30	16-30	8-30
Feeling safe (4-20)							
Mean (SD)	15 (4)	13 (5)	15 (3)	14 (3)	15 (3)	14 (3)	15 (3)
Min to max	6-19	4-17	7-20	8-20	10-20	5-20	4-20
Improving practice (6-30)							
Mean (SD)	22 (5)	19 (9)	20 (5)	20 (4)	22 (4)	21 (5)	21 (5)
Min to max	14-30	6-28	9-27	12-25	14-30	9-30	6-30
Having a say (6-30)							
Mean (SD)	22 (5)	21 (5)	22 (5)	20 (3)	22 (4)	20 (6)	21 (5)
Min to max	15-29	15-28	10-30	14-26	16-30	7-30	7-30
Developing our skills (3-15)							
Mean (SD)	10 (2)	11 (2)	10 (2)	10 (3)	11 (2)	11 (3)	11 (2)
Min to max	6-13	7-13	6-14	3-15	6-15	3-15	3-15
Too much to do (4-20)							
Mean (SD)	14 (2)	13 (3)	15 (3)	14 (3)	14 (3)	14 (3)	14 (3)
Min to max	12-19	9-16	9-20	11-20	6-20	11-20	6-20
MDT working (2-10)							
Mean (SD)	8 (1)	7 (1)	8 (2)	8 (1)	8 (2)	8 (1)	8 (1)
Min to max	6-10	6-9	4-10	6-10	6-10	6-10	4-10

Subscale scores per Ward FOLLOW-UP	A (n=10)	B (n=10)	C (n=16)	D (n=15)	E (n=18)	F (n=18)	Total (n=87)
Shared philosophy of care (5-25)							
Mean (SD)	23 (3)	20 (3)	19 (3)	20 (2)	20 (3)	20 (4)	20 (3)
Min to max	17-25	15-25	13-25	15-25	15-25	8-25	8-25
Having resources (3-15)							
Mean (SD)	9 (3)	10 (3)	9 (3)	8 (2)	10 (2)	11 (3)	10 (3)
Min to max	3-13	6-14	3-15	4-10	7-15	5-15	3-15
Supporting each other (6-30)							
Mean (SD)	26 (5)	24 (4)	23 (5)	23 (3)	24 (4)	24 (4)	24 (4)
Min to max	14-30	17-29	14-30	17-30	16-30	16-30	14-30
Feeling safe (4-20)							
Mean (SD)	17 (4)	16 (3)	15 (4)	13 (2)	15 (3)	15 (4)	15 (3)
Min to max	9-20	12-20	9-20	8-16	8-20	5-20	5-20
Improving practice (6-30)							
Mean (SD)	24 (4)	21 (5)	19 (4)	19 (5)	21 (4)	23 (5)	21 (5)
Min to max	14-28	12-29	12-24	12-30	14-29	12-30	12-30
Having a say (6-30)							
Mean (SD)	26 (5)	21 (5)	21 (4)	19 (4)	22 (3)	24 (4)	22 (5)
Min to max	18-30	10-30	11-27	12-30	16-26	18-30	10-30
Developing our skills (3-15)							
Mean (SD)	12 (3)	12 (2)	10 (2)	10 (2)	11 (2)	11 (3)	11 (3)
Min to max	7-15	7-15	6-15	6-15	6-15	4-15	4-15
Too much to do (4-20)							
Mean (SD)	12 (3)	11 (3)	14 (3)	14 (3)	13 (3)	12 (3)	13 (3)
Min to max	7-16	6-16	10-19	10-20	7-20	4-19	4-20
MDT working (2-10)							
Mean (SD)	9 (1)	8 (2)	7 (2)	8 (1)	8 (2)	7 (2)	8 (2)
Min to max	6-10	6-10	3-10	6-10	4-10	4-10	3-10

Patient questionnaire

Mean (SD) scores for each subscale (Per ward and total)

PEECH

Sub-scale BASELINE	A (n=25)	B (n=19)	C (n=20)	D (n=31)	E (n=30)	F (n=43)	Total (n=168)
Security	2.53 (0.45)	2.29 (0.58)	2.21 (0.59)	2.30 (0.69)	2.58 (0.42)	2.43 (0.47)	2.41 (0.54)
Knowledge	2.42 (0.47)	1.78 (1.02)	1.96 (0.75)	2.05 (0.97)	2.35 (0.69)	2.45 (0.67)	2.22 (0.79)
Personal value	2.42 (0.54)	2.08 (0.67)	2.18 (0.65)	2.25 (0.63)	2.53 (0.40)	2.43 (0.54)	2.35 (0.57)
Connection	1.71 (0.61)	1.43 (0.79)	1.70 (0.85)	1.63 (0.83)	1.89 (0.71)	1.56 (0.84)	1.66 (0.78)
Total PEECH	51.5 (9.5)	44.9 (13.9)	44.5 (13.9)	45.8 (13.9)	52.9 (7.8)	50.2 (10.7)	48.9 (11.7)

Sub-scale FOLLOW-UP	A (n=32)	B (n=33)	C (n=31)	D (n=29)	E (n=29)	F (n=32)	Total (n=186)
Security	2.37 (0.57)	2.59 (0.41)	2.48 (0.52)	2.45 (0.54)	2.54 (0.48)	2.44 (0.46)	2.47 (0.50)
Knowledge	2.23 (0.85)	2.40 (0.70)	2.33 (0.67)	2.08 (0.99)	2.05 (0.97)	2.21 (0.66)	2.22 (0.82)
Personal value	2.32 (0.68)	2.63 (0.42)	2.25 (0.66)	2.43 (0.46)	2.32 (0.65)	2.36 (0.50)	2.39 (0.57)
Connection	1.74 (0.85)	2.11 (0.82)	1.82 (0.55)	1.64 (0.85)	1.75 (0.72)	1.63 (0.68)	1.78 (0.77)
Total PEECH	48.6 (13.5)	53.8 (8.5)	47.6 (10.8)	50.1 (10.2)	49.6 (12.3)	49.2 (9.1)	49.9 (10.8)

Visitor's questionnaire

Carer Experiences of Care

Subscale scores per Ward BASELINE	A (n=19)	B (n=9)	C (n=16)	D (n=20)	E (n=17)	F (n=19)	Total (n=89)
Giving my relative the best							
Mean (SD)	22.0 (4.3)	21.7 (6.7)	22.5 (3.9)	24.1 (4.6)	23.6 (4.2)	22.3 (4.3)	22.9 (4.5)
Min to max	16 to 28	6 to 30	15 to 28	14 to 30	16 to 30	13 to 30	6 to 30
Could do better							
Mean (SD)	6.1 (2.5)	6.0 (3.3)	5.6 (1.7)	5.7 (2.3)	5.6 (2.1)	5.6 (2.1)	5.7 (2.2)
Min to max	3 to 9	3 to 13	3 to 9	3 to 10	3 to 10	3- to 10	3 to 13
Feeling significant							
Mean (SD)	34.6 (9.6)	34.9 (10)	31.7 (5.1)	36.2 (6.5)	35.2 (6.3)	33.4 (7.6)	34.3 (7.2)
Min to max	22 to 46	13 to 48	23 to 41	18 to 46	20 to 44	12 to 45	12 to 48

Subscale scores per Ward FOLLOW-UP	A (n=12)	B (n=16)	C (n=15)	D (n=12)	E (n=14)	F (n=18)	Total (n=87)
Giving my relative the best							
Mean (SD)	22.3 (3.7)	21.6 (4.9)	20.6 (4.9)	22.8 (4.9)	23.2 (3.9)	22.2 (3.5)	22.1 (4.3)
Min to max	17 to 27	12 to 28	14 to 30	14 to 30	16 to 30	17 to 28	12 to 30
Could do better							
Mean (SD)	5.9 (2.3)	6.1 (2.3)	6.0 (2.0)	6.1 (1.8)	6.2 (1.5)	5.9 (2.0)	6.0 (2.0)
Min to max	3 to 10	3 to 11	3 to 10	3 to 9	3 to 8	3 to 10	3 to 11
Feeling significant							
Mean (SD)	30.1 (4.4)	31.9 (8.0)	30.2 (6.9)	33.2 (9.0)	34.9 (14.6)	30.8 (7.1)	31.7 (6.9)
Min to max	23 to 36	18 to 46	17 to 39	19 to 47	27 to 43	17 to 41	17 to 47

Matron's assessment of quality of care

Subscale scores per Ward	A	B	C	D	E	F	Total
Meeting patient's needs score							
Baseline	23	24	22	21	22	12	20.7 (4.4)
Follow- up	23	22	24	25	27	24	24.2 (2.4)
Looking to improve score							
Baseline	15	17	14	15	16	10	14.5 (2.4)
Follow- up	16	14	13	16	16	18	15.5 (1.8)