

Do Stereotypes of Mental and Developmental Disorders Predict Bystander Intentions in  
Cyberbullying? An Application of the Stereotype Content Model

Anke Görzig<sup>1,2</sup>

Marie Bedrosova<sup>3</sup>

Hana Machackova<sup>3</sup>

<sup>1</sup>University of West London, School of Psychology, Social Work and Human Sciences, 310  
Paragon House, Brentford, TW8 9GA, UK

<sup>2</sup>London School of Economics and Political Science, Department of Media and  
Communications, Houghton Street, London, WC2A 2AE, UK

<sup>3</sup>Masaryk University, Faculty of Social Studies, Joštova 218/10, 602 00 Brno, Czechia

#### Author Note

We would like to thank our colleagues who served as expert reviewers of the study materials. In alphabetical order they are: Dr Savin Bapir-Tardy, Dr Gary Britton, Dr Michael Broll and Sally Ferguson. We would also like to express our gratitude to our students who have contributed to the data collection for this project. In alphabetical order they are: Sofia Anjos, Elena Bensoula, Ashlee Campbell, Fion Cheah. Without you this work would have not been possible.

This publication was co-written at Masaryk University as part of the project MUNI/A/1204/2018 with the support of the Specific University Research Grant, as provided by the Ministry of Education, Youth and Sports of the Czech Republic in the year 2019.

Correspondence may be sent to Dr Anke Görzig, School of Psychology, Social Work and Human Sciences, 310 Paragon House, Brentford, TW8 9GA, UK (email: Anke.Goerzig@UWL.ac.uk; phone: 020 8209 4127).

Dr. Anke Görzig is Senior Lecturer in Psychology at the University of West London and member of the EU Kids Online network's UK team at the London School of Economics and Political Science. Anke holds a PhD in Social Psychology (2008) from the University of Mannheim. Her research interests include cyberbullying and disadvantaged groups as well as cross-national comparisons.

Marie Bedrosova, M.A. & M.A. is a PhD student of Sociology and Media Studies in the Faculty of Social Studies at Masaryk University. Her research interests are online aggression and discrimination with a focus on children and adolescents.

Hana Machackova, Ph.D. is an associate professor and a researcher at the Institute for Research on Children, Youth, and Family at Masaryk University. She focuses on online aggression, online communities, and health and well-being.

### Abstract

It was investigated whether different types of mental or developmental disorders (MDD) would be rated differently in terms of stereotypic perceptions and behavioral tendencies and whether these effects of stereotypes on behaviors would be mediated via emotional responses in line with the stereotype content model (SCM). Furthermore, an experimental investigation sought to ascertain whether predictions about behavioral intentions of bystanders in a cyberbullying scenario towards a victim with MDD could be derived from the general behavioral tendencies as predicted by the SCM. Two-hundred-forty-eight undergraduate students (62% female) aged 18-35 ( $M=22.5$ ) were randomly allocated to one of five conditions (anxiety, depression, schizophrenia, Asperger's or control). Stereotypes, emotional and behavioral responses as well as bystander intentions were assessed. Results largely confirmed the general application of the SCM to MDD; however, this was not the case for bystander intentions in cyberbullying. Implications for the application of the SCM and methodological considerations are discussed.

*Keywords:* cyberbullying, bystanders, stereotypes, discrimination, mental health

Do Stereotypes of Mental and Developmental Disorders Predict Bystander Intentions in Cyberbullying? An Application of the Stereotype Content Model

Cyberbullying has been defined similar to traditional bullying, which is as an act of aggression that is intentional, repetitive, and towards an individual of lower power (Olweus, 1993), but extended to electronic forms of contact (Smith et al., 2008). In most bullying incidents peer witnesses or bystanders will be present. The behaviors of bystanders are a crucial factor for the psychological impact of the bullying event on the victim (e.g., academic performance, depression, suicidal ideation) as well as for prevention and intervention strategies (Salmivalli, 2010). Approving in a passive manner or actively joining in has both shown to reinforce the bully's behaviours whilst simultaneously negatively affecting the impact of the bullying event on the victim's mental health. In contrast, when bystanders support or defend the victim this was shown to be effective in stopping the bullies behaviours as well as to lessen the negative effects of the bullying event on the victim's mental health (Hawkins, Pepler, & Craig, 2001; Pepler, Craig, & O'Connell, 2010; Salmivalli, 2010).

This study specifically focuses on the victimization of individuals with mental health difficulties<sup>1</sup> who have been shown to be disproportionately represented as victims in bullying and cyberbullying events (Livingstone, Görzig, & Ólafsson, 2011). For individuals with mental health difficulties, the relation with cyberbullying victimisation is two-fold, i.e. those who are victimised are likely to suffer from mental health difficulties whilst those who suffer from mental health difficulties are likely to be victimised (Gámez-Guadix, Orue, Smith & Calvete, 2013).

A plethora of research in the tradition of the Stereotype Content Model (SCM) has shown that the content of a group's stereotype determines the type of discriminatory behavior towards this group (Cuddy, Fiske, & Glick, 2008) whilst the associations of the stereotypes with these discriminatory behavioral tendencies were shown to be mediated via prejudicial

emotional responses (Cuddy, Fiske, & Glick, 2007). These range from negative emotions towards outgroups, such as pity, contempt, or envy, to positive emotions usually reserved for ingroups, such as admiration. The behavioral tendencies put forward by the SCM framework can roughly be divided into supporting, aggressing and ignoring. Similarly, the behaviors of bystanders in bullying scenarios vary between helping, aggressing or ignoring (Pfetsch, 2016; Van Cleemput, Vandebosch, & Pabian, 2014). Research applying the SCM to social perceptions of those with mental health difficulties or mental and developmental disorders (MDD) has shown that individuals with different types of MDD are perceived differently on the stereotypic dimensions put forward by the model (Fiske, 2012; Sadler, Kaye, & Vaughn, 2015; Sadler, Meagor, & Kaye, 2012). The term mental and developmental disorders (MDD) was employed here to be inclusive of Autism spectrum disorder which has been considered as a mental health problem in terms of stereotypic perceptions (Fiske, 2012), however, clinically it is classified as a developmental disorder and the authors wished to be mindful of this fact in their use of terminology.

In order to guide intervention and prevention strategies, it is important to investigate the underlying mechanism that contribute to different types of bystander behaviours towards individuals with mental health and developmental disorders (MDD). To fulfill this goal, we employ the theoretical framework of the SCM to explore how different types of bystander behaviors could be explained based on a victim's group stereotype. Specifically, the current research investigates whether the perceptions of individuals with different MDD that have been associated with different kinds of stereotypes, i.e., depression, anxiety, schizophrenia or Asperger's, may predict discriminatory behavioral tendencies towards individuals with a particular MDD and whether this relationship is mediated by prejudicial emotional responses. Following this investigation, it is explored whether the behavioral intentions of bystanders in a cyberbullying scenario towards an individual described in terms of a particular MDD would

match the behavioral tendencies as predicted by the SCM framework.

### **The Stereotype Content Model and the BIAS map**

The Stereotype Content Model (SCM) (Fiske, Cuddy, Glick, & Xu, 2002; Fiske, 2018) proposes that when individuals encounter other people or groups, they assess whether their intentions are helpful or harmful and whether they are capable of enacting them. As a result, two fundamental dimensions have been put forward to systematically explain the stereotypic perceptions of different social groups – *warmth* (trustworthiness, friendliness) and *competence* (capability, assertiveness). The combination of these two dimensions create four unique clusters of social groups ranging from low warmth and low competence, low warmth and high competence, high warmth and low competence to high warmth and high competence.

The four different warmth and competence classifications elicit specific types of prejudice in the form of emotional responses which are based on the literature on intergroup emotions (see Cuddy et al., 2008; Fiske et al., 2002).

(1) *Admiration* is elicited by warm and competent groups. This usually applies to members of in-groups, close allies, or members of the culturally default group.

(2) *Contempt* and, for MDD groups also *fear* (see Sadler, 2015), are triggered by groups considered low in warmth and competence. Typical examples for these groups are drug addicts or the homeless.

(3) *Pity* is associated with groups that are considered warm but incompetent. Examples of these groups are old or disabled people.

(4) *Envy* is directed at groups that are considered low in warmth but high in competence and might be connected to jealousy of rich people, for example.

As an expansion of the SCM, the *Behaviors from Intergroup Affect and Stereotypes*

(BIAS) map has been developed (Cuddy et al., 2007) in order to distinguish discriminatory behavioral outcomes that are connected to the group stereotypes via the related prejudicial emotional responses. Four specific behavioral outcomes are differentiated: active harm (e.g., attacking), passive harm (e.g., ignoring), active facilitation (e.g., helping) and passive facilitation (e.g., cooperating). Warmth is thought to predict active behaviors and competence passive behaviors; whilst high assessments of warmth or competence are linked with facilitative behaviors and low assessments are associated with harmful behaviors (Cuddy et al., 2007, 2008). Consequently, the warmth and competence stereotypes of social groups predict behavioral responses of active or passive harm and facilitation. These associations between stereotypes and behaviors are proposed to be mediated via the emotional responses put forward by the SCM (see Figure 1 for an illustration); whereby *active facilitation* (e.g., helping) is linked to high warmth via the emotional responses of pity (low competence) and admiration (high competence); *passive facilitation* (e.g., cooperating) is linked to high competence via the emotional responses of envy (low warmth) and admiration (high warmth). Further, *active harm* (e.g., attacking) is linked to low warmth via the emotional responses of envy (high competence) and contempt as well as fear (low competence). Lastly, *passive harm* (e.g., ignoring) is linked to low competence via the emotional responses of contempt and fear (low warmth) as well as pity (high warmth).

### **The SCM framework and people with mental or developmental disorders**

In general, people with MDD often experience stigmatization which might have multiple negative outcomes and can differ by type of disorder (e.g., Angermayer, Holzinger, & Matschinger, 2010; Evans-Lacko, Brohan, Mojtabai, & Thornicroft, 2012; Link, Yang, Phelan, & Collins, 2004). The general literature focusing on stigma and stereotypes about individuals with MDD, such as found in the general population or popular culture, has shown that typical representations for each of the three outgroup classifications proposed by the

SCM are seen in individuals with depression and anxiety disorders, who are perceived as emotional but not always capable (high warmth, low competence), those with schizophrenia, who are seen as uncontrollable or dangerous as well as often dysfunctional (low warmth, low competence), and those on the autism spectrum, who are often portrayed as lacking social skills but with special talents in other areas (low warmth, high competence) (Jones & Harwood, 2009; Norman, Windell & Manchanda, 2012; Rohr, 2015; Wood et al., 2014). The current research focuses on these specific MDD in order to cover the range of outgroup stereotypes across the warmth-competence space put forward by the SCM.

The SCM framework has been tested across various countries and contexts (see Fiske, 2018) including MDD (Fiske, 2012; Follmer & Jones, 2017; Sadler et al, 2012, 2015). Further empirical evidence linking those different types of MDD to the SCM framework is inconsistent and will be outlined in the following along with possible implications for the stereotype-behavior link and associated mediational pathways via emotions as proposed by the BIAS map.

Studies employing the SCM framework towards people with mood and anxiety disorders as well as those with depression paint a mixed picture. Those individuals have been perceived as warm and incompetent (Sadler et al., 2015; Amazon Mechanical Turk [MTurk] sample, age:  $M = 35.62$ ,  $SD = 13.93$ ) or scoring in the middle of the warmth and competence dimensions (Sadler et al., 2012; Mturk sample, age:  $M = 35.86$ ,  $SD = 12.8$ ). Individuals with depression only have been described as cold and average in competence by a student sample (Fiske, 2012) and as cold and incompetent relating to employees (Follmer & Jones, 2017; Mturk sample of US employees). Additionally, for both, individuals with anxiety or depression, stereotypic perceptions of warmth (high) and competence (low) were associated with the behavioral responses of active facilitation or passive harm (i.e., helping or avoidance) and the emotional response of pity; however, the mediational pathways of these



stereotype-behavior links via pity in line with the BIAS map have not been assessed (Sadler et al., 2015). The contrasting findings of the stereotypic perceptions (low warmth, low competence) for individuals with depression would, in line with the BIAS map, suggest that they may be associated with emotional responses of contempt and fear and behavioral responses of active or passive harm (i.e., attacking or avoidance); however, those responses have not been assessed (Follmer & Jones, 2017). People with schizophrenia or generic psychopathology have been described as low on both, competence and warmth, across studies (Fiske, 2012; Sadler et al., 2012, 2015) and were shown to evoke both passive and active harm (i.e., ignoring or attacking) via the emotional responses of fear and contempt thereby confirming the predictions made by the BIAS map (Sadler et al., 2015). Stereotypes of autism (this term was participant generated, see Fiske, 2012) spectrum disorder or Asperger's along with neurocognitive deficits, such as Down Syndrome or Alzheimer's disease were considered as relatively warm and incompetent or tending towards mid-warm and mid-competent (Fiske, 2012; Sadler et al., 2015) which in line with the BIAS map would suggest evoking active facilitation or passive harm (i.e., helping or ignoring) via the emotional pathway of pity; again, this has not been assessed as of yet.

In sum, previous research employing the SCM framework to MDD yields findings for stereotypic perceptions in terms of warmth and competence, however, those findings are not always consistent or in line with population based stereotypes and merit further investigation. Behavioral and emotional responses have been assessed for most (but not all) MDD, only one study has assessed the mediational pathways of the stereotype-behavior link via emotional responses; however, those were exclusive to the emotions of contempt and fear and behavioral responses of harm (Sadler et al, 2015); whilst to the best of our knowledge none of those studies has tested the mediational pathways as put forward by the BIAS map (Cuddy et al., 2007).

**Bystanders' responses to cyberbullying link with the BIAS map**

Corresponding to the behavioral tendencies specified in the BIAS map, active and passive behavioral roles have been distinguished when describing the roles of bystanders in bullying events. In relation to the victim of the bullying event, bystander behaviors have been characterised in terms of active or passive facilitation (i.e., defending or supporting the victim) or harmful in an active (i.e., assisting/reinforcing the bully) as well as in a passive manner (i.e., ignoring/doing nothing; Salmivalli, Kärnä, & Poskiparta, 2011; Salmivalli, Lagerspetz, Björkqvist, Österman, & Kaukiainen, 1996). Similar classifications have been adopted by research on cyberbullying which have been proposed to vary between joining in, helping the victim, comforting the victim or doing nothing (Bastiaensen et al., 2014 participants' age: 13-14 years; Pfetsch, 2016; Van Cleemput et al., 2014, participants' age: 9–16 years).

We apply the SCM framework to behavioral tendencies of bystanders in cyberbullying events whereby the victim is a member of a discriminated against group such as individuals with MDD (e.g., Angermayer et al., 2010; Evans-Lacko et al., 2012; Link et al., 2004). Consequently, bystander behaviors are thought to correspond to behaviors predicted by the stereotypes held of the discriminated against groups. The behavioral tendencies as specified in the BIAS map (Cuddy et al., 2007) include active facilitation, such as helping, assisting, or defending someone. These types of behaviors directly correspond with bystander roles of defending the victim. Further, active harm refers to aggression, insults, harassments, or hate crimes and can be directly linked with the bystander roles of assisting the bully or joining in. The passive behaviors specified in the BIAS map framework are indirect and covert. These include passive harm which refers to distancing oneself from another in a form of neglecting, excluding, or ignoring and can be linked with the bystander behaviors of ignoring or doing nothing. Further, passive facilitation means tolerated or

convenient cooperation or association. Research on bystander behaviors in cyberbullying has also assessed behaviors that show facilitation towards victims in a more passive manner (i.e., comforting or supporting the victim privately; e.g., Bastiaensen et al., 2014). Hence, supporting is used in the current research as a classification of bystander behaviors that correspond to the behavioral category of passive facilitation in the BIAS map.

### **The aim of the study**

The SCM framework has been successfully applied in prior studies examining the links between different types of stereotypic perceptions, prejudiced emotions and discriminatory behaviors. However, whilst there is some prior research utilizing the SCM framework in relation to MDD, those findings mostly relate to stereotypic perceptions only and are not always consistent. The current study aims to explore the stereotypic perceptions and behavioral tendencies towards individuals with MDD in form of anxiety, depression, schizophrenia, and Asperger's as compared to a default ingroup. It is then investigated whether a stereotype-behavior link will be mediated by prejudicial emotional responses as put forward by the BIAS map. In addition, it is explored whether the behavioral intentions of bystanders in a cyberbullying event towards individuals with an MDD can be predicted by the group stereotype of the MDD and associated behavioral tendencies as put forward by the BIAS map. Possible predictions for each of the MDD groups in terms of stereotypes and behaviors from previous research outlined above are explored. Mediation pathways for the stereotype-behavior link via emotions are tested in line with procedures outlined by the BIAS map (Cuddy et al., 2007). The specific predictions based on previous empirical evidence for each MDD in terms of the SCM framework as well as associated bystander intentions are outlined in Table 1.

## Method

### Participants and Procedure

Participants were 248 University students (62% female) aged 18-35 years ( $M=22.5$ ,  $SD=3.64$ ) and from diverse ethnical backgrounds (38% White, 28% Black, 21% Asian, 6% mixed and 8% other). Thirteen participants with missing responses across response scales were excluded from the analyses. An initial socio-demographic assessment screened out those reporting one of the mental or developmental disorders addressed in this study and those aged over 35 years. The exclusion criteria were in line with ethical guidelines and to ensure the inclusion of young participants in order to ensure similarity in group identification as well as with previous studies in this area.

Participants were approached on the University's campus and asked to complete a Qualtrics based survey on a portable electronic device. The first part displayed an established cyberbullying scenario on a fake Facebook page (Bastiaensens et al., 2014) which was adapted to describe the victim of cyberbullying in terms of a particular MDD (i.e., anxiety, depression, schizophrenia or Asperger's) or as a typical student (control). Each MDD vignette was adapted from the literature (Breheny, 2007; PsyWeb, 2015; Nevill & White, 2011) using case studies and vignettes that were based on the clinical diagnostic criteria of the MDD. These were then rewritten to fit a Facebook page post of the victim, i.e. changed to first person account and reflecting a typical situation in a student's life on campus which was identical between conditions whilst preserving the traits of the diagnostic criteria associated with each condition. The vignettes were finally reviewed and agreed upon by two of a panel of four independent experts (i.e., mental health professionals; see Figure 2 for an example and the appendix for the complete wording for each vignette's Facebook post). The MDD label was not included in the vignettes to adhere to real world conditions as close as possible and acknowledging that the use of a label for vignettes in research on stigma and MDD has

not shown to make a difference (Butler & Gillis, 2011).

Participants were randomly allocated to one of the MDD conditions or the control group and asked to read the scenario carefully whilst imagining that they encountered the incident as bystanders whereby the perpetrator and the victim were students from their year group. After viewing the vignette, participants were asked to indicate their bystander intentions and complete a manipulation check measure. Subsequently, an alleged independent second part of the survey was introduced, adopting the research paradigm from the SCM framework (see Cuddy et al., 2007; Sadler et al., 2015). Upon completion, participants were presented with a debrief page and a chocolate bar as an appreciation. Ethical approval was received from the University's Ethics Committee.

### Measures

**Stereotype Content and BIAS map.** Participants were asked to complete a series of items assessing stereotypic perceptions, emotional and behavioral responses (Cuddy et al., 2007; Sadler et al., 2015) in line with their allocated experimental condition, i.e. either towards individuals with the particular MDD (i.e., anxiety, depression, schizophrenia or Asperger's) or as a typical student (control). Likert response scales (1=*not at all*; 5=*extremely*) assessed all following measures: a) stereotypic perceptions (i.e., *warmth*: warm, friendly;  $\alpha=.89$ ; *competence*: competent, skilled;  $\alpha=.79$ ), b) emotional responses (i.e., *admiration*: admiration, inspired by;  $\alpha=.78$ ; *pity*: compassion, sympathetic;  $\alpha=.69$ ; *envy*: envious, jealous;  $\alpha=.82$ ; *contempt*: contempt, disgust;  $\alpha=.65$ ; and *fear*: uneasy, fearful;  $\alpha=.66$ ) c) as well as two facilitative (active, i.e., *helping*: help, assist;  $\alpha=.70$ ; passive, i.e., *associating*: unite with, abide by;  $\alpha=.62$ ) and two harmful behavioral tendencies (active, i.e. *attacking*: attack, aggress;  $\alpha=.76$ ; passive, i.e. *avoiding*: avoid, distance from;  $\alpha=.88$ ). In line with the original and frequently replicated research paradigm of the SCM framework the items asked participants to indicate responses from the viewpoint of "society" or "people in

general” to prevent a social desirability bias; (see Cuddy et al., 2007; Sadler et al., 2015; for a review of the research paradigm and its applications, see Fiske, 2018). The emotional category of fear was an addition to the usual research paradigm. Fear has been established to be a unique emotional response and discrete from anger or contempt in research on MDD stigma, whilst in the BIAS map fear and anger are merged into contempt (see Sadler et al., 2015).

**Bystander intentions.** Behavioral intention scales aggregated to represent active facilitation (helping, i.e., defending the victim), passive facilitation (associating, i.e., supporting the victim) and active harm (attacking, i.e., assisting the bully) were adopted from Bastiaensen et al. (2014) using items assessing *defending* the victim (7 items; e.g., “Would you defend [name of victim]?”;  $\alpha=.79$ ), *supporting* the victim (12 items, e.g., “Would you comfort [name of victim]?”;  $\alpha=.87$ ) and assisting the *bully* (10 items; e.g., “Would you show the picture to others or tell them about it, to make fun of it?”;  $\alpha=.92$ ). Behavioral intention scales representing passive harm, i.e., demeaning or *ignoring*, were added (i.e., 4 items; “I would ignore the Facebook post and pretend as if nothing had happened”; “I would try to avoid communicating with [name of victim] via SMS, chat, or e-mail”; “I would try to keep out of [name of victim]’s way at University”, “I would try to avoid communicating with [name of victim] when we are alone, ‘in private’.”;  $\alpha=.87$ ). Participants were asked to indicate agreement to those items on a scale from 1 (*I would definitely not do this*) to 7 (*I would definitely do this*).

**Manipulation check.** Participants were asked to indicate for a series of four statements whether they were true or false in relation to the cyberbullying scenario (e.g., “[name of victim] is a happy person.”, “[name of victim] has problems with eating and sleeping.” for the Facebook vignette representing the depressive disorder). Four participants who gave more than two incorrect or less than two correct answers have been excluded from

the analyses relating to the cyberbullying scenario only. Given the small number of omissions, procedures for dealing with missing data were not considered.

## Analyses and Results

### Stereotype Content

In order to adjust for baseline differences between stereotypes and behaviors across conditions (e.g., participants generally gave higher ratings for active facilitation compared to active harm, across conditions), scales were standardized via z-transformation rendering a grand mean of zero for each scale.

**Stereotypes.** A 2 stereotype (warmth, competence) x 5 condition (anxiety, depression, schizophrenia, Asperger's, control) ANOVA with repeated measures on the first factor showed a significant main effect for condition,  $F(4, 230)=10.27, p<.001$ , as well as for the interaction term of stereotypes by condition interaction,  $F(4, 230)=2.42, p<.05$ . Planned contrasts showed that all MDD groups received lower ratings from the control group on competence and all but the Asperger's group received lower ratings from the control group on warmth,  $t's(230)=2.32-5.37$ , all  $p's<.05$ . (see Figure 3 and Table 2).

**Behavioral Tendencies.** For the 4 behaviors (help, associate, attack, avoid) x 5 condition (anxiety, depression, schizophrenia, Asperger's, control) ANOVA with repeated measures on the first factor a significant interaction term emerged for the behavioral tendencies by condition interactions,  $F(12, 690)=4.36, p<.001$ . Planned contrasts revealed that ratings were significantly lower from the control group in helping and associating for the schizophrenia group, and significantly higher from the control group in attacking for the depression and the schizophrenia groups as well as in avoiding for the Asperger's, depression and the schizophrenia groups,  $t's(230)=1.98-4.46$ , all  $p's<.05$  (see Table 2).

**Mediational analyses.** Subsequent mediational analyses analogues to the BIAS map (Cuddy et al., 2007, p. 640) have been performed using SPSS PROCESS (Hayes, 2012).

Results showed that, for facilitative behaviors, competence predicted associating (passive facilitation;  $\beta=.19, p<.001$ ) which was mediated by the emotions admiration and envy (total indirect effect=.17, 95%  $CI=.098$  to .258). Further, warmth predicted helping (active facilitation;  $\beta=.19, p<.001$ ) which was mediated by the emotions admiration and envy (total indirect effect=.13, 95%  $CI=.064$  to .194). For harmful behaviors, the associations between stereotypes and behavioral tendencies as predicted by the BIAS map, i.e. between competence and avoidance (passive harm) or warmth and attacking (active harm), were not found. However, both types of harmful behaviors were significantly predicted by the emotions fear and contempt ( $\beta$ 's=.19 - .54, all  $p$ 's<.05)(see Figure 4).

### **Bystander Intentions**

A 4 behavioral intentions (defend, support, bully, ignore) x 5 condition (anxiety, depression, schizophrenia, Asperger's, control) ANOVA with repeated measures on the first factor showed a significant bystander intentions by condition interaction,  $F(12, 678)=1.8, p<.05$ . Planned contrasts showed that ratings were significantly lower than for the control group in supporting for the schizophrenic victim and in ignoring for the depressive victim,  $t$ 's(226)=2.11 and 2.3,  $p$ 's<.05. No other significant differences emerged (see Table 2). Significant correlations emerged between the bystander and BIAS map behavioral categories for supporting with active and passive facilitation as well as for bullying and ignoring, both with passive facilitation and active harm (see Table 3).

### **Discussion and Implications**

The current study investigated whether individuals with different types of MDD would be rated differently in terms of their stereotypic perceptions and behavioral responses. Further, it was investigated whether the effect of stereotypic perceptions on behavioral responses would be mediated via the emotional responses in line with previous research applying the BIAS map paradigm (Cuddy et al., 2007; Sadler et al., 2015). Moreover, the



study set out to experimentally ascertain whether predictions about specific behavioral intentions of bystanders in a cyberbullying scenario towards a victim with an MDD could be derived from the general behavioral tendencies towards individuals with that MDD as would be predicted by the BIAS map.

Findings regarding the link between stereotypes, emotional responses and behavioral tendencies, employing the BIAS map paradigm were largely but not always in line with predictions made by the model. In line with previous research the anxiety and Asperger's groups were perceived as low in competence and relatively (compared to other MDD groups) high in warmth (Fiske, 2012; Sadler et al., 2012). In contrast to findings from Sadler et al. (2012) the depression group was not perceived to be high in warmth; however, confirming Follmer and Jones (2017) the depression group was perceived as low in both, warmth and competence. Similarly, and in line with previous findings (Fiske, 2012; Follmer & Jones, 2017; Sadler et al., 2012, 2015) the schizophrenia group was also perceived as low in both, warmth and competence. In terms of behaviors, all groups except for anxiety triggered at least one behavioral tendency in correspondence with their stereotypic perceptions as would be predicted by the BIAS map. The Asperger's group triggered the expected avoidance behaviors, the depression and schizophrenia groups the expected attack and avoidance behaviors and the control group the facilitative behaviors (i.e., associating, helping) associated with ingroups or close allies (Cuddy et al., 2007, 2008); however, unexpectedly none of the predicted behavioral responses (i.e., helping, avoiding) were statistically significant for the anxiety group.

Both types of facilitative behaviors were associated with the stereotypic perceptions and mediated by the emotional responses as predicted. Active facilitation (helping) was predicted by warmth and mediated via pity and admiration whilst passive facilitation (associating) was predicted by competence and mediated via envy and admiration. For the

harmful behaviors (active attacking, passive ignoring) no significant associations with stereotypic perceptions were found and both were solely predicted by the emotions fear and contempt. Interestingly, those are the main predictor emotions as put forward by research on stigma of mental illnesses (Angermeyer et al., 2010; Corrigan et al., 2003) which may suggest that the SCM framework omits specificities concerning some stereotypic subgroups. However, despite the lack of confirmation for the full mediational model, the precedence of emotions over stereotypes in predicting behaviors put forward by the framework (Cuddy et al., 2007) could be confirmed for facilitative as well as for harmful behaviors. By and large these findings confirm predictions made by the SCM framework in terms of stereotypes, emotional responses and behavioral tendencies and extend these towards the specific groups of MDD investigated in this study.

The findings for the bystander intentions did not map onto the expectations derived from the BIAS map and in fact showed little variation across groups altogether. In addition, the correlations between behavioral tendencies from the SCM framework with the behavioral intentions of bystanders did mostly not confirm predictions and showed an inconsistent pattern overall. This may pose important questions in terms of a possible social desirability response bias for the cyberbullying scenario and about the ecological validity of the SCM framework. Several important differences between the BIAS map research paradigm and the cyberbullying scenario that may explain those differential findings must be noted. First, whilst the items for the BIAS map explicitly specify the labels of the target groups, here a particular MDD, this has been operationalized via trait descriptions of the victim in the Facebook vignette in line with DSM-5 criteria of the MDD. Second, the behavioral response scales of the BIAS map items list abstract behaviors (e.g., “Do people tend to help people with [MDD]?”) whereas the bystander intention items specify behaviors in more detail (e.g., “Would you tell someone about the picture, to help [name of victim]?”). Third, the BIAS map

items ask participants to answer from the viewpoint of *society* or *people's* behaviors whereas the bystander items ask participants to respond in terms of their own behaviors. In all three cases, the bystander responses may have been associated with a stronger social desirability bias which is perhaps due to the presentation of a more realistic scenario. Therefore, the bystander responses may at the same time yield greater ecological validity than the BIAS map paradigm, that is, social desirability and ecological validity may be confounded in explaining the lack of correspondence between the behavioral responses.

Whilst the Facebook vignettes present realistic scenarios, it is unclear in how far abstract scenarios such as the BIAS map paradigm can be linked to participants' actual behaviors and emotional responses (Bauman et al., 2014). In particular, participants from diverse and disadvantaged backgrounds, such as in the current sample (University of West London, 2018), may not identify with the society at large as is implied in the response scales used by the SCM framework (Cuddy et al., 2007; Fiske et al., 2002). For this reason, responses about participants own behaviors may differ largely from those made about their believed behaviors of society or people in general, perhaps more so than assumed by previous research employing the SCM framework (Henrich, Heine, & Norenzayan, 2010).

### **Limitations and future research**

The present research presents several limitations. As mentioned above, there is a possibility of a social desirability bias, in particular regarding the responses following the bullying scenario which is a common concern in research addressing cyberbullying (Görzig, 2011). Another limitation related to the bullying scenario is the use of a scenario in itself. Using scenarios in research limits the external validity of the studies implications to very specific events outlined in the scenario. Further, given that bullying is a problematic issue for school students or adolescents and mostly researched within this age group, the use of a University student sample in this study, may have had an impact on responses. In particular,

given that group identification and dynamics, which can be much more pronounced in adolescence, are an important component within bullying events, especially when they may relate to group norms and stereotypes (e.g., Jones, Bombieri, Livingstone & Manstead, 2012, participants' age: 10–13 years).

Future research on MDD stigma should investigate the influence of using an MDD label as opposed to a vignette without label but with the MDD trait descriptions. Further, the use of abstract compared to specific behaviors on individuals' behavioral responses should be explored. In terms of the SCM framework it should be investigated how participant responses may vary if the response scales ask participants to answer from the viewpoint of *society* or *people in general* as opposed to specifying their own reactions. It may be of interest whether there is variation in this regard depending on the participant population and their socio-demographic background as well as their identification with society in general.

### **Conclusions**

The current research has provided additional evidence on MDD stigma against the background of the SCM framework. Stereotypic perceptions as well as the mechanisms which link to behavioral discrimination have been investigated and partially supported the BIAS map approach regarding individuals with MDD. The research further uncovered potential weaknesses of the SCM framework in terms of its ecological validity which demands further investigation. A potential application of the SCM framework linking it with bystander behaviors in a cyberbullying event towards individuals with MDD has been explored. The application of the SCM to this specific and applied scenario could not be supported which may be due to a social desirability response bias, the samples socio-demographic background and a potential lack in ecological validity of the original research paradigm from the SCM framework. Implications for research on bystander behaviors in cyberbullying events drawn from the current research are twofold. Firstly, the difficulty of

possible social desirability bias in this research area in general has been reiterated. It may therefore be advisable to combine and or replace research using self-reports with peer or teacher nominations and other types of observational methods, which have been shown to be more reliable (Cornell & Brockenbrough, 2004). Moreover, we can conclude that, although theoretically promising, the SCM framework did not contribute in explaining different types of bystander behaviors based on the victim's group stereotype as this study set out to do. Due to the possible shortcomings of the theory in terms of ecological validity that may have emerged in this study, theoretical frameworks that have proven to be valid in an applied context should be explored in future research. All of these aspects merit further investigation in future research for which the current study has provided a starting point.

### References

- Angermeyer, M. C., Holzinger, A., & Matschinger, H. (2010). Emotional reactions to people with mental illness. *Epidemiology and Psychiatric Sciences, 19*(1), 26-32. doi: 10.1017/S1121189X00001573
- Bastiaensens, S., Vandebosch, H., Poels, K., Van Cleemput, K., Desmet, A., & De Bourdeaudhuij, I. (2014). Cyberbullying on social network sites. An experimental study into bystanders' behavioral intentions to help the victim or reinforce the bully. *Computers in Human Behavior, 31*(1), 259–271. doi: 10.1016/j.chb.2013.10.036
- Bauman, S., Toomey, R. B., & Walker, J. L. (2013). Associations among bullying, cyberbullying, and suicide in high school students. *Journal of adolescence, 36*(2), 341-350. doi: 10.1016/j.adolescence.2012.12.001
- Bauman, C. W., McGraw, A. P., Bartels, D. M., & Warren, C. (2014). Revisiting external validity: Concerns about trolley problems and other sacrificial dilemmas in moral psychology. *Social and Personality Psychology Compass, 8*(9), 536–554. doi: 10.1111/spc3.12131
- Breheny, M. (2007). Genetic attribution for schizophrenia, depression, and skin cancer: Impact on social distance. *New Zealand Journal of Psychology, 36*(3), 154–160.
- Butler, R. C., & Gillis, J. M. (2011). The impact of labels and behaviors on the stigmatization of adults with Asperger's disorder. *Journal of autism and developmental disorders, 41*(6), 741-749. doi: 10.1007/s10803-010-1093-9
- Cornell, D. G., & Brockenbrough, K. (2004). Identification of bullies and victims: A comparison of methods. *Journal of School Violence, 3*(2-3), 63-87. doi: 10.1300/J202v03n02\_05
- Corrigan, P., Markowitz, F. E., Watson, A., Rowan, D., & Kubiak, M. A. (2003). An

attribution model of public discrimination towards persons with mental illness.

*Journal of Health and Social Behavior*, 162-179. doi: 10.2307/1519806

Link, B. G., Yang, L. H., Phelan, J. C., & Collins, P. Y. (2004). Measuring mental illness stigma. *Schizophrenia Bulletin*, 30(3), 511-541. doi:

10.1093/oxfordjournals.schbul.a007098

Cuddy, A. J. C., Fiske, S. T., & Glick, P. (2007). The BIAS map: Behaviors from intergroup affect and stereotypes. *Journal of Personality and Social Psychology*, 92(4), 631-648.

doi: 10.1037/0022-3514.92.4.631

Cuddy, A. J., Fiske, S. T., & Glick, P. (2008). Warmth and competence as universal dimensions of social perception: The stereotype content model and the BIAS map.

*Advances in Experimental Social Psychology*, 40, 61-149. doi: 10.1016/S0065-2601(07)00002-0

Perren, S., Dooley, J., Shaw, T., & Cross, D. (2010). Bullying in school and cyberspace:

Associations with depressive symptoms in Swiss and Australian adolescents. *Child and Adolescent Psychiatry and Mental Health*, 4(1), 28. doi: 10.1186/1753-2000-4-28

PsyWeb (2015). *Sample case studies and diagnoses*. Retrieved from

<http://www.psyweb.com/Casestudies/CaseStudies.jsp>

Evans-Lacko, S., Brohan, E., Mojtabai, R., & Thornicroft, G. (2012). Association between public views of mental illness and self-stigma among individuals with mental illness

in 14 European countries. *Psychological medicine*, 42(8), 1741-1752. doi:

10.1017/S0033291711002558

Fiske, S. T. (2012). Warmth and competence: Stereotype content issues for clinicians and researchers. *Canadian Psychology*, 53(1), 14-20. doi: 10.1037/a0026054

Fiske, S. T. (2018). Stereotype content: Warmth and competence endure. *Current Directions*

*In Psychological Science*, 27(2), 67-73. doi: 10.1177/0963721417738825

Fiske, S. T., Cuddy, A. J. C., Glick, P., & Xu, J. (2002). A model of (often mixed) stereotype content: Competence and warmth respectively follow from perceived status and competition. *Journal of Personality and Social Psychology*, 82(6), 878–902. doi: 10.1037/0022-3514.82.6.878

Follmer, K. B., & Jones, K. S. (2017). Stereotype content and social distancing from employees with mental illness: The moderating roles of gender and social dominance orientation. *Journal of Applied Social Psychology*, 47(9), 492-504. doi: 10.1111/jasp.12455

Gámez-Guadix, M., Orue, I., Smith, P. K., & Calvete, E. (2013). Longitudinal and reciprocal relations of cyberbullying with depression, substance use, and problematic internet use among adolescents. *Journal of Adolescent Health*, 53(4), 446-452. doi: 10.1016/j.jadohealth.2013.03.030

Gini, G. (2006). Bullying as a social process: The role of group membership in students' perception of inter-group aggression at school. *Journal of school psychology*, 44(1), 51-65. doi: 10.1016/j.jsp.2005.12.002

Görzig, A. (2011). *Who is bullied and who bullies online? A study of 9-16 year old internet users in 25 countries*. London, UK: London School of Economics and Political Science.

Görzig, A. (2016). Adolescents' viewing of suicide-related web content and psychological problems: Differentiating the roles of cyberbullying involvement. *Cyberpsychology, Behavior, and Social Networking*, 19(8), 502-509. doi: 10.1089/cyber.2015.0419

Hawkins, D., Pepler, D. J., & Craig, W. M. (2001). Naturalistic observations of peer interventions in bullying. *Social Development*, 10(4), 512–527. doi: 10.1111/1467-



9507.00178

- Hayes, A. F. (2012). *PROCESS: A versatile computational tool for observed variable mediation, moderation, and conditional process modeling* [White paper]. Retrieved from <http://www.afhayes.com/public/process2012.pdf>
- Henrich, J., Heine, S. J., & Norenzayan, A. (2010). The weirdest people in the world? *Behavioral and Brain Sciences*, *33*(2–3), 61–83. doi: 10.1017/S0140525X0999152X
- Jones, S. E., Bombieri, L., Livingstone, A. G., & Manstead, A. S. R. (2012). The influence of norms and social identities on children's responses to bullying. *British Journal of Educational Psychology*, *82*(2), 241–256. doi: 10.1111/j.2044-8279.2011.02023.x
- Livingstone, S., Görzig, A., & Ólafsson, K. (2011). *Disadvantaged children and online risk*. London, UK: London School of Economics and Political Science.
- Nevill, R. E. A., & White, S. W. (2011). College students' openness toward autism spectrum disorders: Improving peer acceptance. *Journal of Autism and Developmental Disorders*, *41*(12), 1619–1628. doi: 10.1007/s10803-011-1189-x
- Norman, R. M., Windell, D., & Manchanda, R. (2012). Examining differences in the stigma of depression and schizophrenia. *International Journal of Social Psychiatry*, *58*(1), 69–78. doi: 10.1177/0020764010387062
- Olweus, D. (1993). *Bullying at school: What we know and what we can do*. Cambridge, MA: Blackwell.
- Pepler, D., Craig, W., & O'Connell, P. (2010). Peer processes in bullying. Informing Prevention and Intervention Strategies. In S. R. Jimerson, S. M. Swearer, & D. L. Espelage (Eds.), *Handbook of bullying in schools. An international perspective* (pp. 469–479). New York, Oxon: Routledge.

- Pfetsch, J. (2016). Who is who in cyberbullying? Conceptual and empirical perspectives on bystanders in cyberbullying. In M. F. Wright (Ed.), *A social-ecological approach to cyberbullying* (pp. 121-149). New York: Nova Science Publishers.
- Rohr, S. (2015). Screening madness in American culture. *Journal of Medical Humanities*, 36(3), 231-240. doi: 10.1007/s10912-014-9287-3
- Sadler, M. S., Meagor, E. L., & Kaye, K. E. (2012). Stereotypes of mental disorders differ in competence and warmth. *Social Science and Medicine*, 74(6), 915–922. doi: 10.1016/j.socscimed.2011.12.019
- Sadler, M. S., Kaye, K. E., & Vaughn, A. A. (2015). Competence and warmth stereotypes prompt mental illness stigma through emotions. *Journal of Applied Social Psychology*, 45(11), 602-612. doi: 10.1111/jasp.12323
- Salmivalli, C. (2010). Bullying and the peer group: A review. *Aggression and Violent Behavior*, 15(2), 112-120. doi: 10.1016/j.avb.2009.08.007
- Salmivalli, C., Kärnä, A., & Poskiparta, E. (2011). Counteracting bullying in Finland: The KiVa program and its effects on different forms of being bullied. *International Journal of Behavioral Development*, 35(5), 405-411. doi: 10.1177/0165025411407457
- Salmivalli, C., Lagerspetz, K., Björkqvist, K., Österman, K., & Kaukiainen, A. (1996). Bullying as a group process: Participant roles and their relations to social status within the group. *Aggressive Behavior: Official Journal of the International Society for Research on Aggression*, 22(1), 1-15. doi: 10.1002/(SICI)1098-2337(1996)22:1<1::AID-AB1>3.0.CO;2-T
- Smith, P. K., Mahdavi, J., Carvalho, M., Fisher, S., Russell, S., & Tippett, N. (2008). Cyberbullying: Its nature and impact in secondary school pupils. *Journal of Child Psychology and Psychiatry*, 49(4), 376-385. doi: 10.1111/j.1469-7610.2007.01846.x

University of West London (2018). Facts and achievements. *Studying in West London | University of West London*. Retrieved from <https://www.uwl.ac.uk/about-us/facts-and-achievements>

Van Cleemput, K., Vandebosch, H., & Pabian, S. (2014). Personal characteristics and contextual factors that determine “helping,” “joining in,” and “doing nothing” when witnessing cyberbullying. *Aggressive Behavior, 40*(5), 383-396. doi: 10.1002/ab.21534

Wood, L., Birtel, M., Alsawy, S., Pyle, M., & Morrison, A. (2014). Public perceptions of stigma towards people with schizophrenia, depression, and anxiety. *Psychiatry Research, 220*(1-2), 604-608. doi: 10.1016/j.psychres.2014.07.012

Table 1.

*Empirical Evidence for Stereotypic Perceptions of MDD and Associated Predictions for Behavioral Tendencies and Bystander Intentions by the BIAS Map.*

	Stereotypic perceptions	Behavioral tendencies	Bystander intentions
MDD Group			
Anxiety <sup>2</sup>	High warmth	Active facilitation (help)	Defend
Depression <sup>2</sup>	Low competence	Passive harm (avoid)	Ignore
Autism <sup>3</sup>			
Schizophrenia <sup>1,2,3</sup>	Low warmth	Active harm (attack)	Bully
Depression <sup>1</sup>	Low competence	Passive harm (avoid)	Ignore
Depression <sup>3</sup>	Low warmth	Active harm (attack)	Bully
	High competence	Passive facilitation (associate)	Support

<sup>1</sup>Follmer & Jones, 2017; <sup>2</sup>Sadler et al., 2012, 2015; <sup>3</sup>Fiske, 2012

Table 2.

*Stereotypes and Behavioral Tendencies by MDD Group.*

	Anxiety		Depression		Schizophrenia		Asperger's		Control	
	<i>M</i>	<i>(SD)</i>	<i>M</i>	<i>(SD)</i>	<i>M</i>	<i>(SD)</i>	<i>M</i>	<i>(SD)</i>	<i>M</i>	<i>(SD)</i>
Stereotypes										
Warmth	.01 <sub>a</sub>	(1.02)	-.49 <sub>ad</sub>	(.96)	-.28 <sub>bc</sub>	(.95)	.26 <sub>cd</sub>	(.95)	.50 <sub>ab</sub>	(.84)
Competence	-.22 <sub>a</sub>	(1.12)	-.31 <sub>b</sub>	(.94)	-.26 <sub>c</sub>	(.97)	.11 <sub>bc</sub>	(.97)	.60 <sub>abc</sub>	(.72)
Behavioral tendency										
Active facilitation (help)	<b>-.04</b>	(1.20)	-.01	(1.10)	-.24 <sub>a</sub>	(1.00)	<b>.14</b>	(.99)	<b>.16<sub>a</sub></b>	(.73)
Passive facilitation (associate)	.12	(1.09)	-.08	(.99)	-.25 <sub>a</sub>	(.89)	-.05	(.94)	<b>.28<sub>a</sub></b>	(1.09)
Active harm (attack)	.07	(1.29)	<b>.08<sub>a</sub></b>	(.88)	<b>.24<sub>b</sub></b>	(.99)	-.07	(.92)	-.30 <sub>ab</sub>	(.96)
Passive harm (avoid)	<b>-.19<sub>d</sub></b>	(1.14)	<b>.21<sub>a</sub></b>	(.92)	<b>.30<sub>bd</sub></b>	(.99)	<b>.18<sub>c</sub></b>	(.85)	-.55 <sub>abc</sub>	(.94)

*Notes.* Means sharing a subscript letter differ significantly between groups (all  $p$ 's < .05). Means in bold indicate behaviors predicted by the BIAS map for the obtained pattern of stereotypic perceptions.

Table 3.

*Correlations of Behavioral Tendencies with Bystander Intentions.*

Behavioral tendencies	Bystander intentions			
	Defend	Support	Bully	Ignore
Active facilitation (help)	<b>.09</b>	.14*	.12	.08
Passive facilitation (associate)	.11	<b>.18**</b>	.23***	.17**
Active harm (attack)	.09	.07	<b>.36***</b>	.34***
Passive harm (avoid)	.06	.09	.11	<b>.10</b>

Note. \* $p < .05$ ; \*\* $p < .01$ ; \*\*\* $p < .001$ . Bold correlations were predicted to be significant.

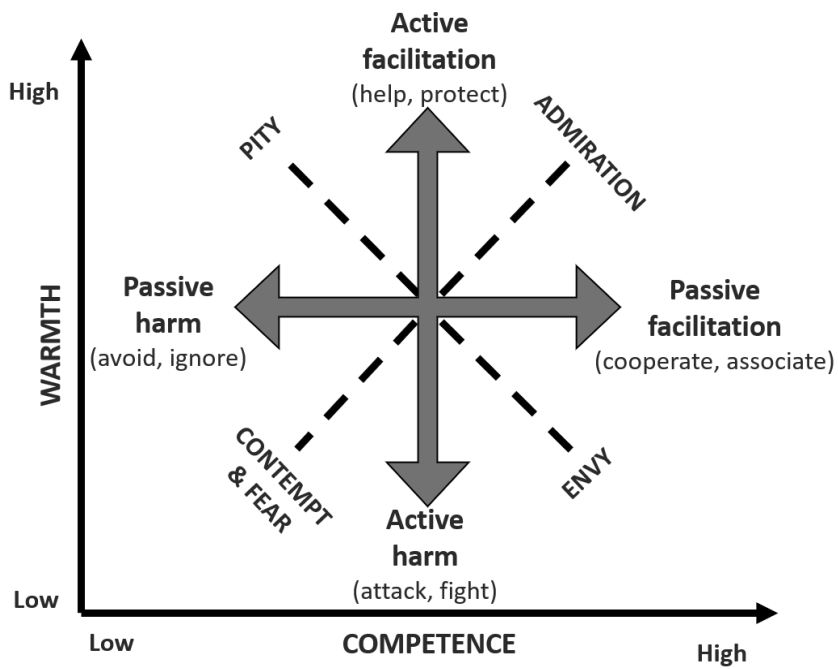
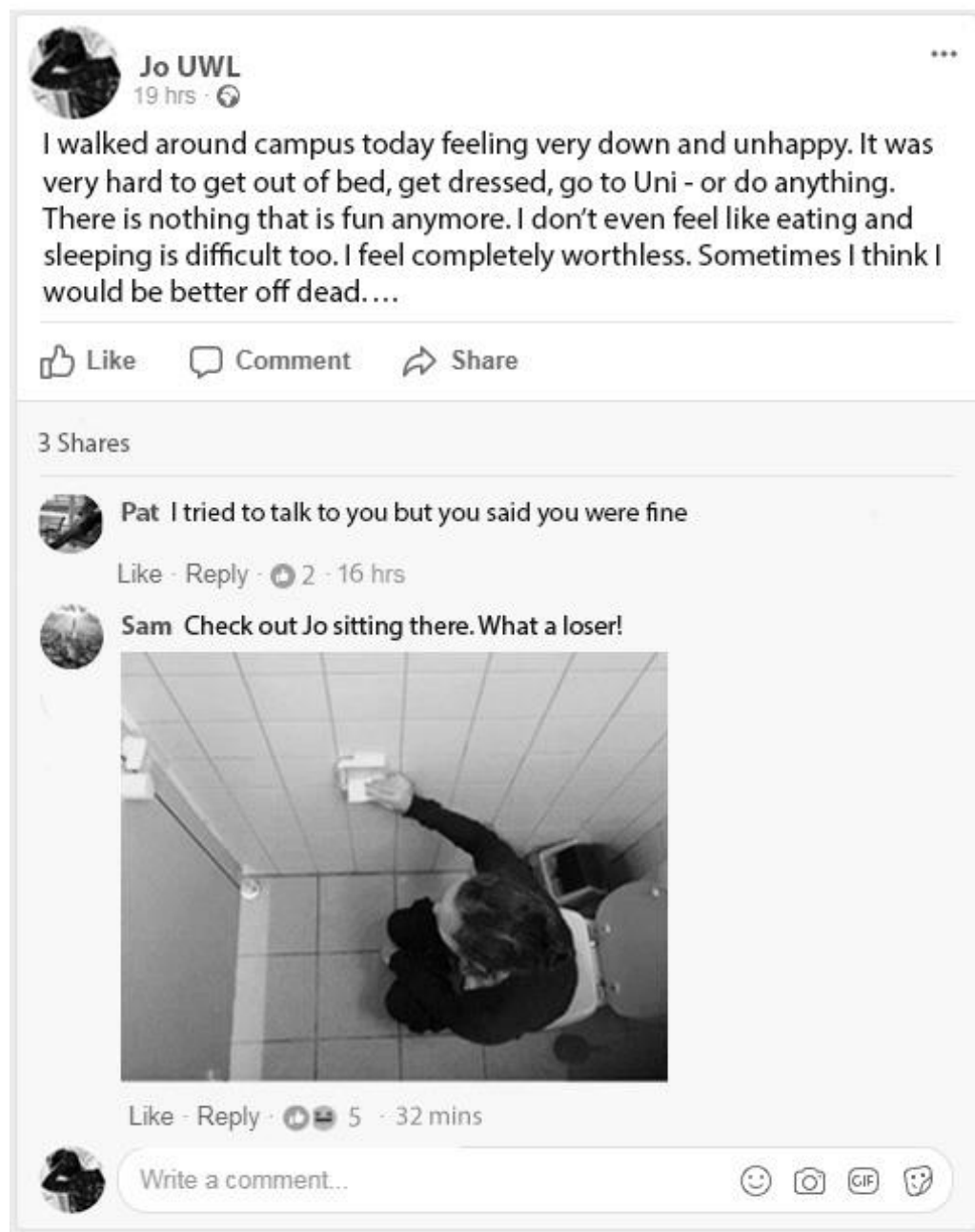


Figure 1. Associations between stereotypes, emotional and behavioural responses when applying the SCM framework towards individuals with MDD (Cuddy et al., 2007; Sadler et al., 2015).



**Jo UWL**  
19 hrs · 🌐


I walked around campus today feeling very down and unhappy. It was very hard to get out of bed, get dressed, go to Uni - or do anything. There is nothing that is fun anymore. I don't even feel like eating and sleeping is difficult too. I feel completely worthless. Sometimes I think I would be better off dead....

👍 Like    💬 Comment    ➦ Share

3 Shares

**Pat** I tried to talk to you but you said you were fine  
Like · Reply · 🌐 2 · 16 hrs

**Sam** Check out Jo sitting there. What a loser!



Like · Reply · 🌐 5 · 32 mins

Write a comment...    😊 📷 GIF 🗨️

Figure 2. Cyberbullying scenario for the depression condition.



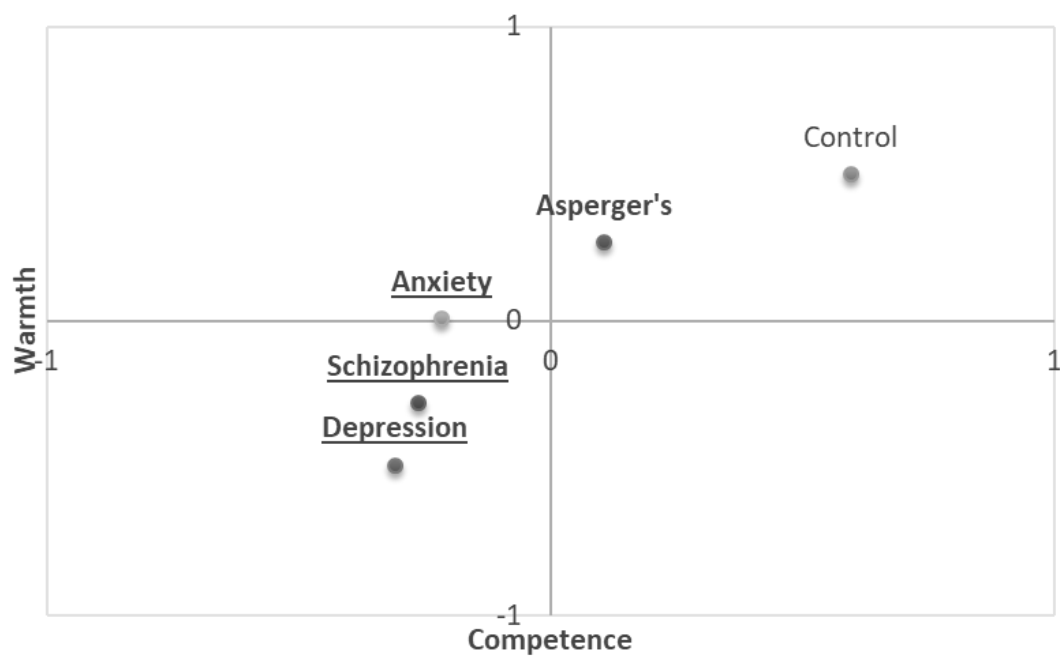
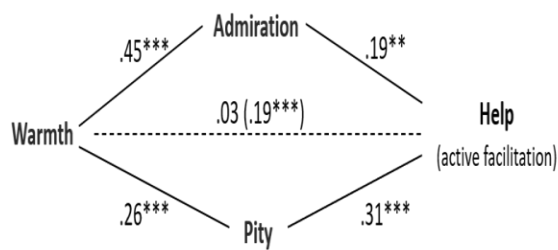
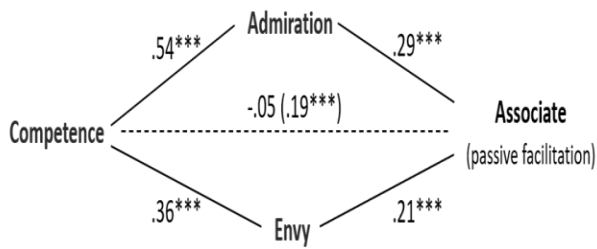


Figure 3. Mean stereotype ratings by condition (z-scores). MDD conditions differ significantly from the control ( $p < .05$ ) in warmth (underlined) and competence (bold).

A. Facilitative Behaviors



B. Harmful Behaviors

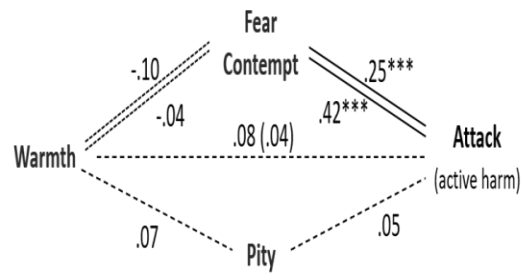
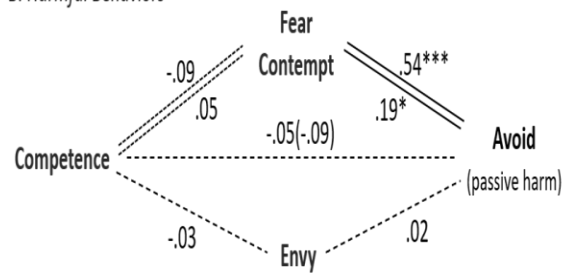


Figure 4. Mediation analyses predicting behavioural tendencies. Coefficients in parentheses represent direct effects. Broken lines indicate non-significant effects; \* $p < .05$ ; \*\* $p < .01$ ; \*\*\* $p < .001$ .

## Appendix

### Full text employed for the Facebook vignettes by type of MDD

Anxiety (adapted from PsyWeb, 2015)

I walked around campus today, well pacing back and forth really, I felt extremely restless. I also couldn't sleep last night. I am really really worried that I might not progress. I can't stop thinking about this, even at night. During the lecture I suddenly realised that I didn't even manage to focus on what was being said anymore.

Asperger's (adapted from Nevil, 2015)

I walked around campus today with my book in-hand as always, I do also like to read it when walking. I didn't really spend time or talked with other students. I am a good student – but I find it kind of difficult to make friends. People gave me odd looks just because I sat in my chair rocking back and forth which I usually do.

Depression (adapted from Breheny, 2007)

I walked around campus today feeling very down and unhappy. It was very hard to get out of bed, get dressed, go to Uni - or do anything. There is nothing that is fun anymore. I don't even feel like eating and sleeping is difficult too. I feel completely worthless. Sometimes I think I would be better off dead....

Schizophrenia (adapted from Breheny, 2007)

When I walked around campus today, I felt that others were spying on me and trying to hurt me. I think they could sometimes hear what I am thinking. I could hear voices when no one else was around. And then later, those people on TV were sending messages again, just to me.

Control group

I walked around campus today after the lecture. I met a few other students and chatted with them. I like going to Uni and hanging out with my friends.